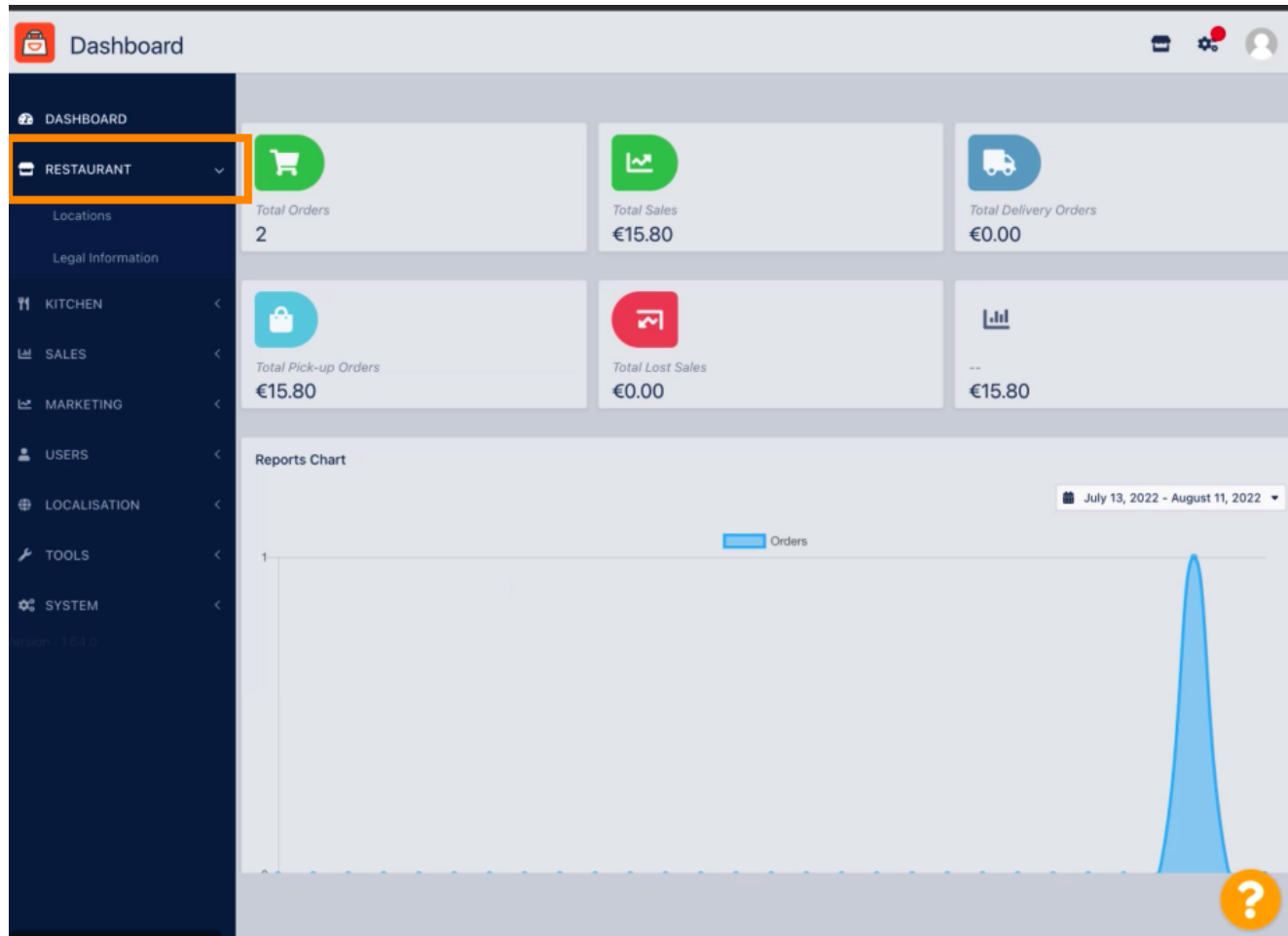


Ahora estás en el tablero. Haga clic en **RESTAURANTE**.

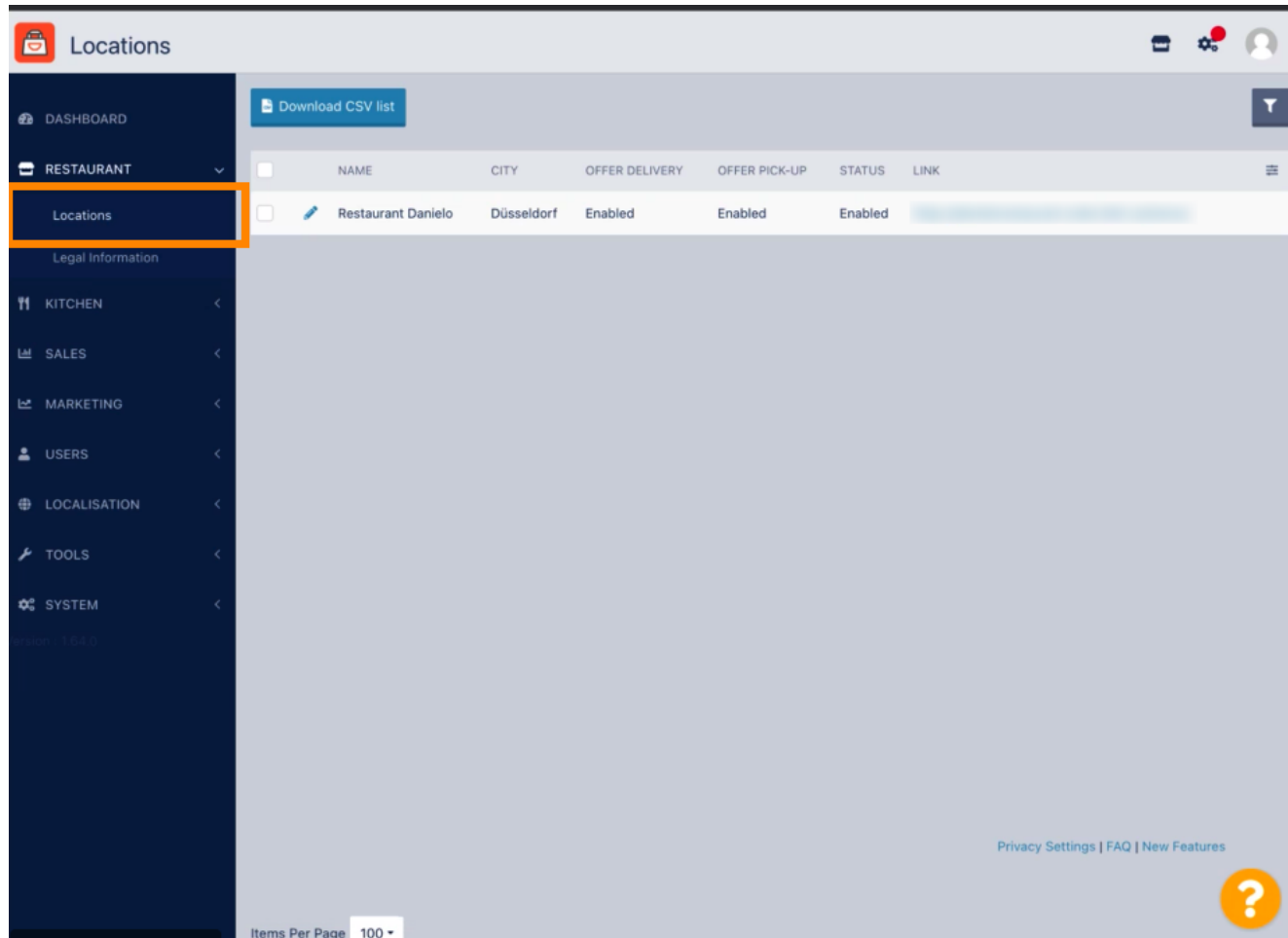


The screenshot shows the DISH dashboard interface. On the left, a dark blue sidebar contains a menu with the following items: DASHBOARD, RESTAURANTE (highlighted with an orange box), Locations, Legal Information, KITCHEN, SALES, MARKETING, USERS, LOCALISATION, TOOLS, and SYSTEM. The main content area is titled 'Dashboard' and features several key performance indicators (KPIs) in a grid:

- Total Orders: 2
- Total Sales: €15.80
- Total Delivery Orders: €0.00
- Total Pick-up Orders: €15.80
- Total Lost Sales: €0.00

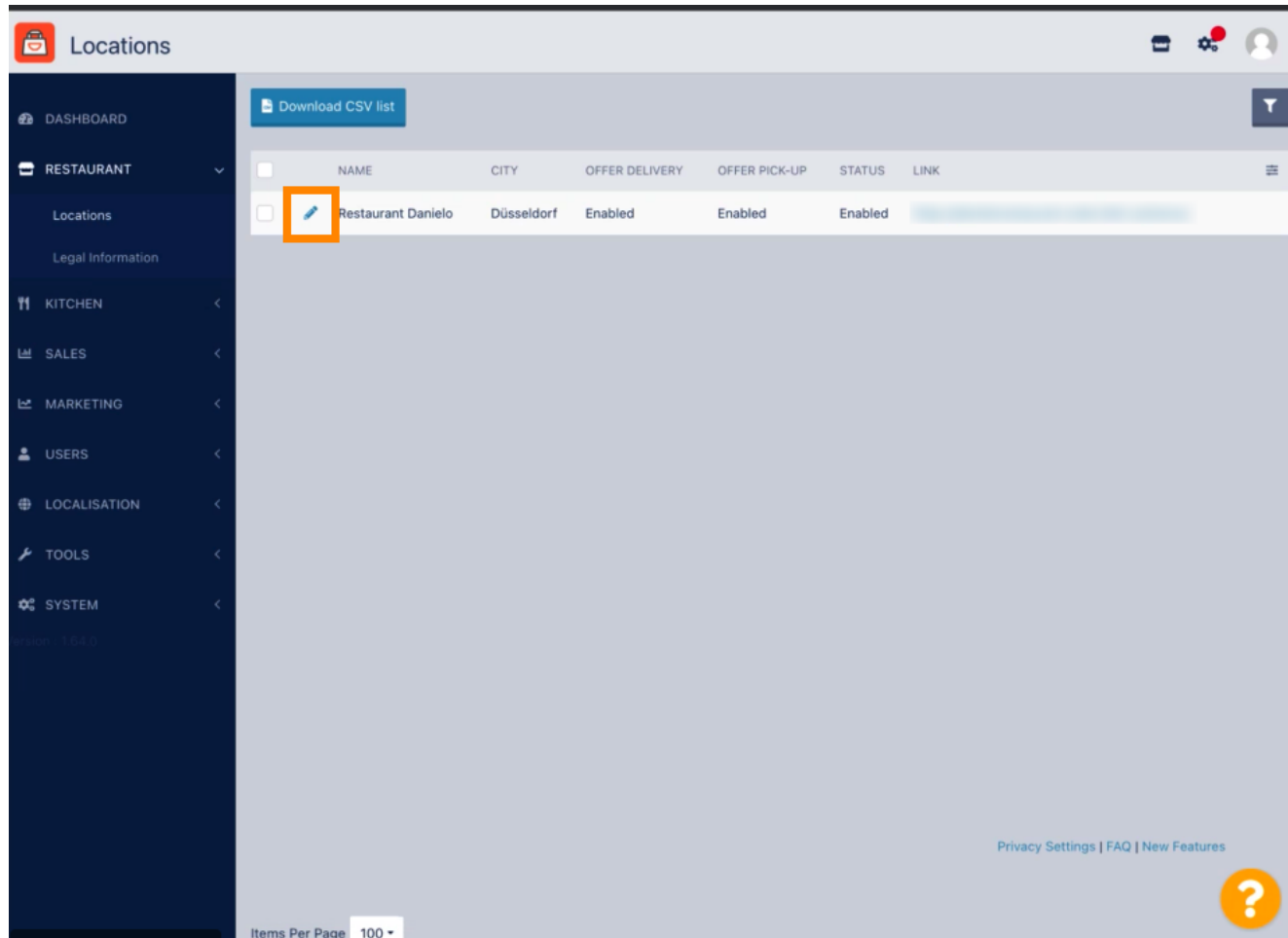
Below the KPIs is a 'Reports Chart' section. The chart title is 'Reports Chart' and the date range is 'July 13, 2022 - August 11, 2022'. The chart shows a single data point for 'Orders' with a value of 1. A question mark icon is located in the bottom right corner of the chart area.

Ahora, haz clic en **Ubicaciones** .



|                          | NAME                               | CITY       | OFFER DELIVERY | OFFER PICK-UP | STATUS  | LINK |
|--------------------------|------------------------------------|------------|----------------|---------------|---------|------|
| <input type="checkbox"/> | <a href="#">Restaurant Danielo</a> | Düsseldorf | Enabled        | Enabled       | Enabled |      |

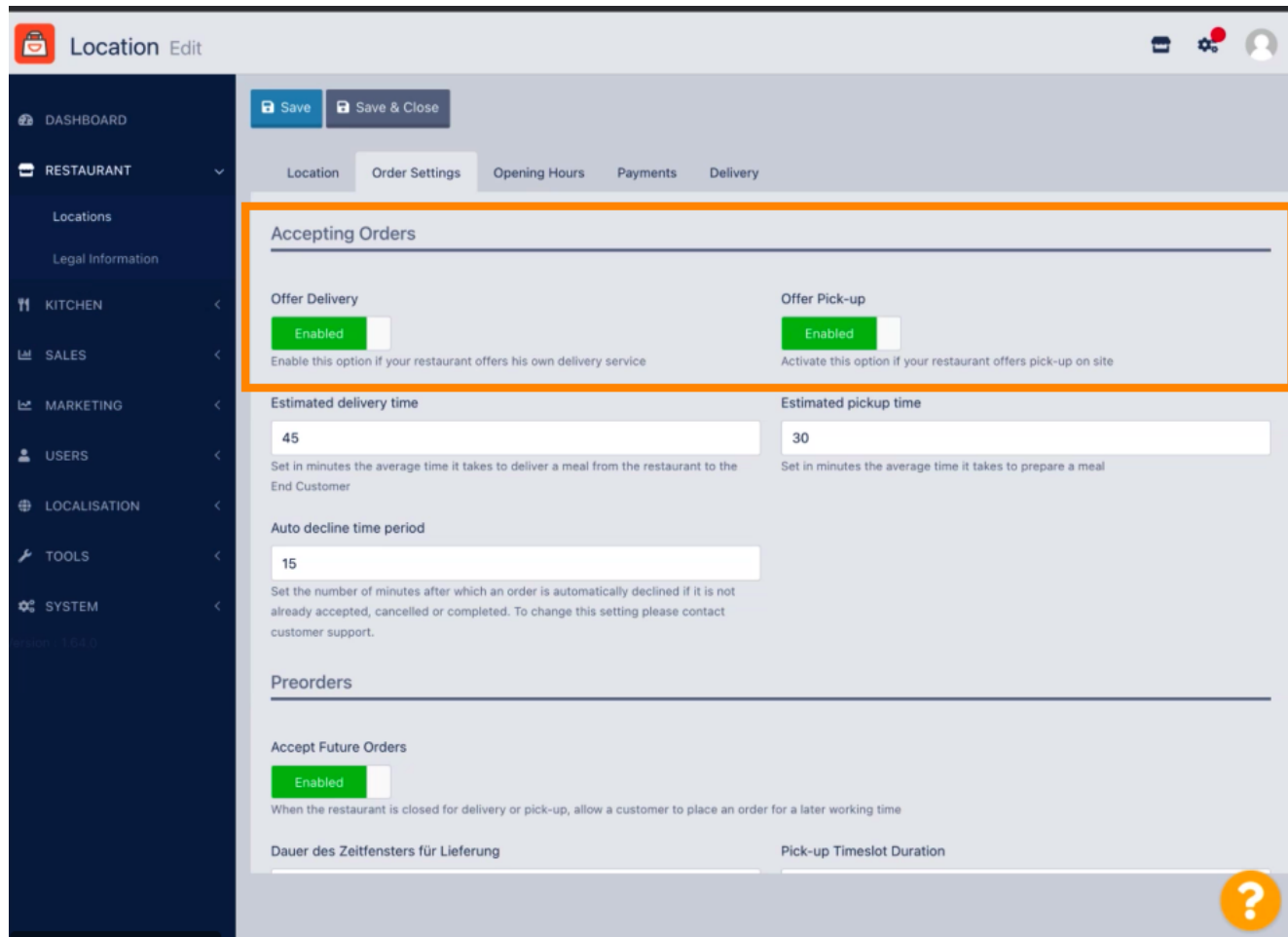
🔗 Puede editar una ubicación existente haciendo clic en el **ícono de lápiz**.




The screenshot displays the 'Locations' management interface. On the left is a dark blue sidebar with navigation options: DASHBOARD, RESTAURANT (expanded), Locations, Legal Information, KITCHEN, SALES, MARKETING, USERS, LOCALISATION, TOOLS, and SYSTEM. The main content area shows a table with columns: NAME, CITY, OFFER DELIVERY, OFFER PICK-UP, STATUS, and LINK. A 'Download CSV list' button is at the top left of the table. The table contains one row for 'Restaurant Danielo' in 'Düsseldorf', with 'Enabled' status for both delivery and pick-up, and 'Enabled' status overall. A pencil icon in the first column of this row is highlighted with an orange box. At the bottom right, there are links for 'Privacy Settings | FAQ | New Features' and a help icon (question mark in a circle). The footer shows 'Items Per Page 100'.

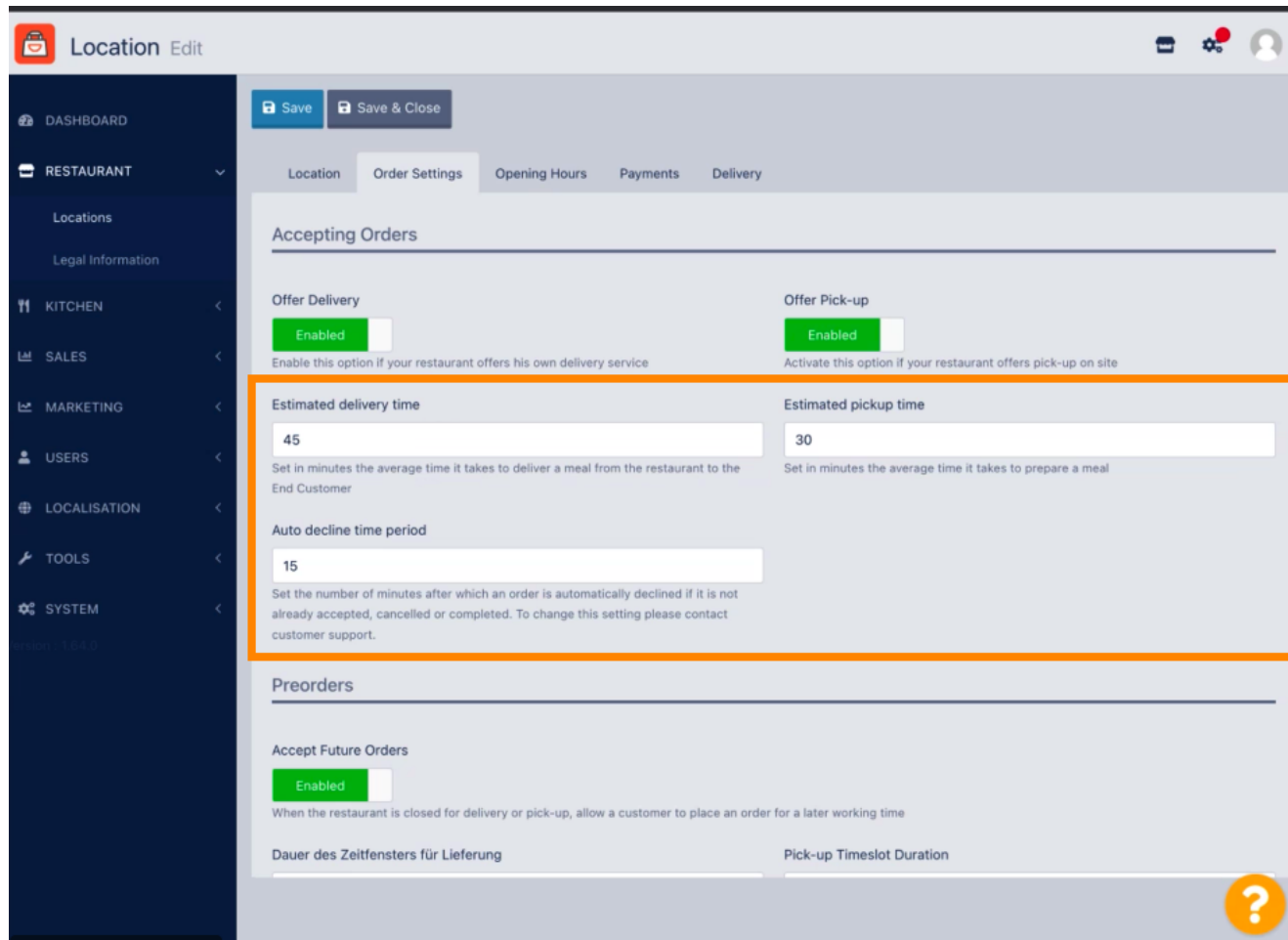
|                          | NAME               | CITY       | OFFER DELIVERY | OFFER PICK-UP | STATUS  | LINK |
|--------------------------|--------------------|------------|----------------|---------------|---------|------|
| <input type="checkbox"/> | Restaurant Danielo | Düsseldorf | Enabled        | Enabled       | Enabled |      |

Puedes **habilitar/deshabilitar** la oportunidad de entrega y retiro.



The screenshot displays the 'Location Edit' interface for a restaurant. The 'Order Settings' tab is active, and the 'Accepting Orders' section is highlighted with an orange border. This section contains two toggle switches: 'Offer Delivery' and 'Offer Pick-up', both of which are currently set to 'Enabled'. Below these are input fields for 'Estimated delivery time' (45 minutes) and 'Estimated pickup time' (30 minutes). The 'Auto decline time period' is set to 15 minutes. The 'Preorders' section includes an 'Accept Future Orders' toggle, which is also enabled. The interface includes a sidebar with navigation options like 'DASHBOARD', 'RESTAURANT', 'KITCHEN', 'SALES', 'MARKETING', 'USERS', 'LOCALISATION', 'TOOLS', and 'SYSTEM'. A 'Save' button and a 'Save & Close' button are visible at the top. A help icon (question mark) is located in the bottom right corner.

- 
 Puede ajustar varias configuraciones con respecto a sus pedidos aceptados. Incluye el tiempo **estimado de entrega** , el tiempo **estimado de recogida** y el período de **tiempo de rechazo automático** .

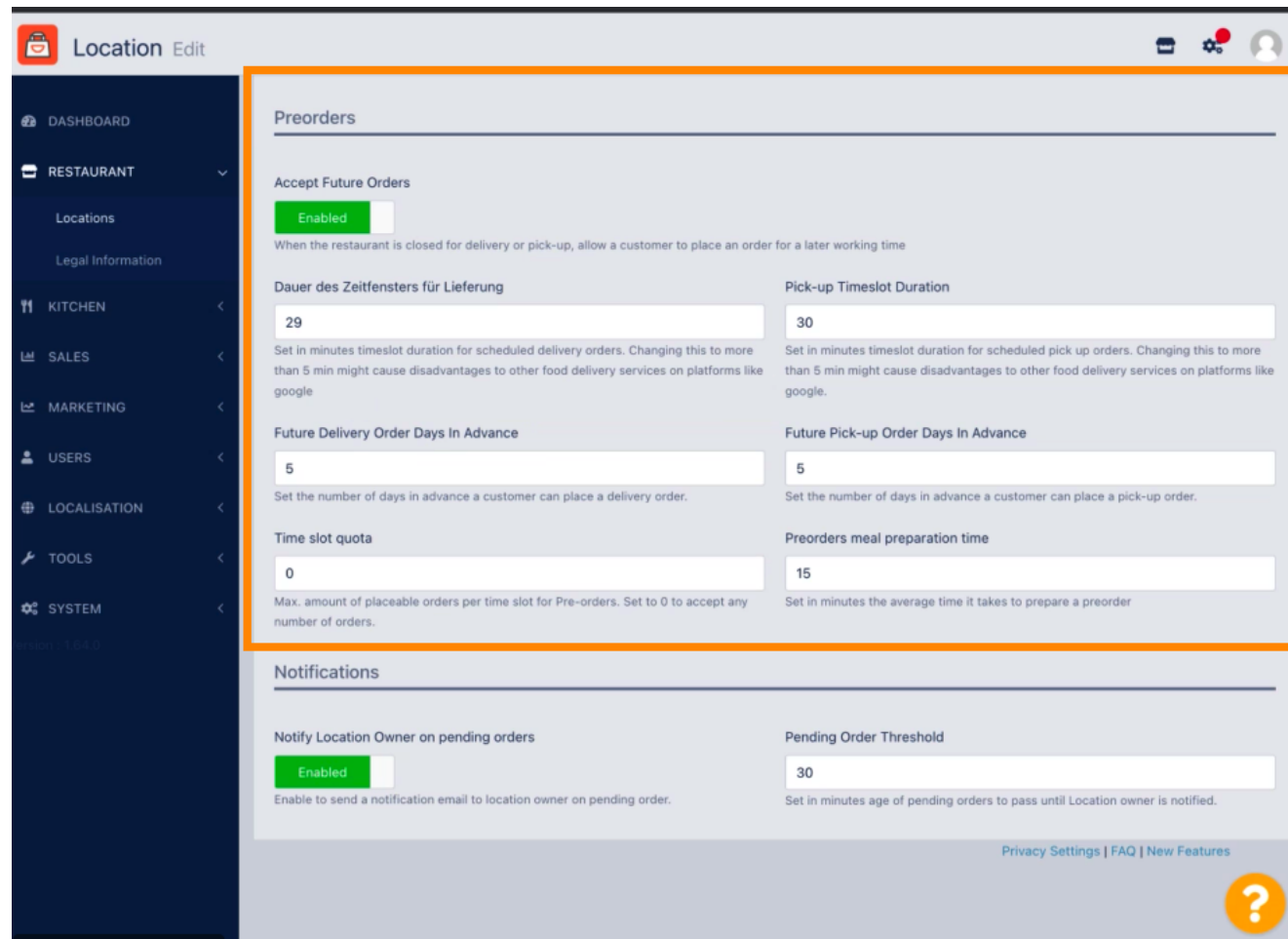


The screenshot shows the 'Location Edit' interface with the 'Order Settings' tab selected. The 'Accepting Orders' section is highlighted with an orange border and contains the following settings:

- Offer Delivery:** Enabled (checkbox)
- Offer Pick-up:** Enabled (checkbox)
- Estimated delivery time:** 45 minutes (input field)
- Estimated pickup time:** 30 minutes (input field)
- Auto decline time period:** 15 minutes (input field)

Below the highlighted section, the 'Preorders' section is visible, including 'Accept Future Orders' (Enabled) and 'Pick-up Timeslot Duration'.

- 1 Puede **habilitar/deshabilitar** la oportunidad de pedidos anticipados. Además, puede ajustar **varias configuraciones** con respecto a los pedidos anticipados aceptados.



The screenshot displays the 'Location Edit' interface with a sidebar on the left containing menu items: DASHBOARD, RESTAURANT (expanded), Locations, Legal Information, KITCHEN, SALES, MARKETING, USERS, LOCALISATION, TOOLS, and SYSTEM. The main content area is titled 'Preorders' and contains several settings:

- Accept Future Orders:** A toggle switch set to 'Enabled'. Below it, a note states: 'When the restaurant is closed for delivery or pick-up, allow a customer to place an order for a later working time'.
- Dauer des Zeitfensters für Lieferung:** A text input field containing '29'. Below it, a note states: 'Set in minutes timeslot duration for scheduled delivery orders. Changing this to more than 5 min might cause disadvantages to other food delivery services on platforms like google'.
- Pick-up Timeslot Duration:** A text input field containing '30'. Below it, a note states: 'Set in minutes timeslot duration for scheduled pick up orders. Changing this to more than 5 min might cause disadvantages to other food delivery services on platforms like google'.
- Future Delivery Order Days In Advance:** A text input field containing '5'. Below it, a note states: 'Set the number of days in advance a customer can place a delivery order'.
- Future Pick-up Order Days In Advance:** A text input field containing '5'. Below it, a note states: 'Set the number of days in advance a customer can place a pick-up order'.
- Time slot quota:** A text input field containing '0'. Below it, a note states: 'Max. amount of placeable orders per time slot for Pre-orders. Set to 0 to accept any number of orders'.
- Preorders meal preparation time:** A text input field containing '15'. Below it, a note states: 'Set in minutes the average time it takes to prepare a preorder'.

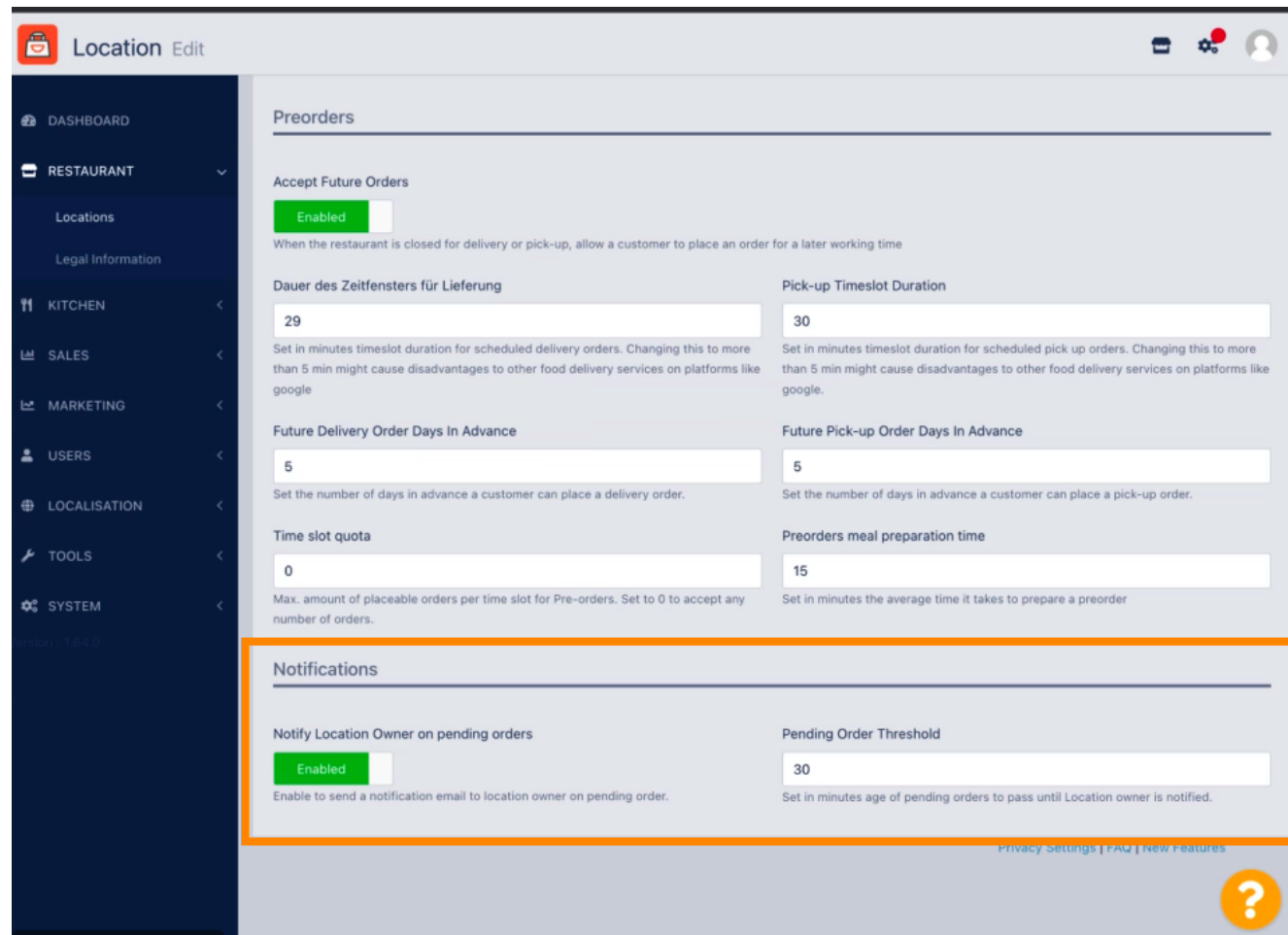
Below the 'Preorders' section is the 'Notifications' section, which includes:

- Notify Location Owner on pending orders:** A toggle switch set to 'Enabled'. Below it, a note states: 'Enable to send a notification email to location owner on pending order'.
- Pending Order Threshold:** A text input field containing '30'. Below it, a note states: 'Set in minutes age of pending orders to pass until Location owner is notified'.

At the bottom right of the interface, there are links for 'Privacy Settings | FAQ | New Features' and a yellow circular help icon with a question mark.

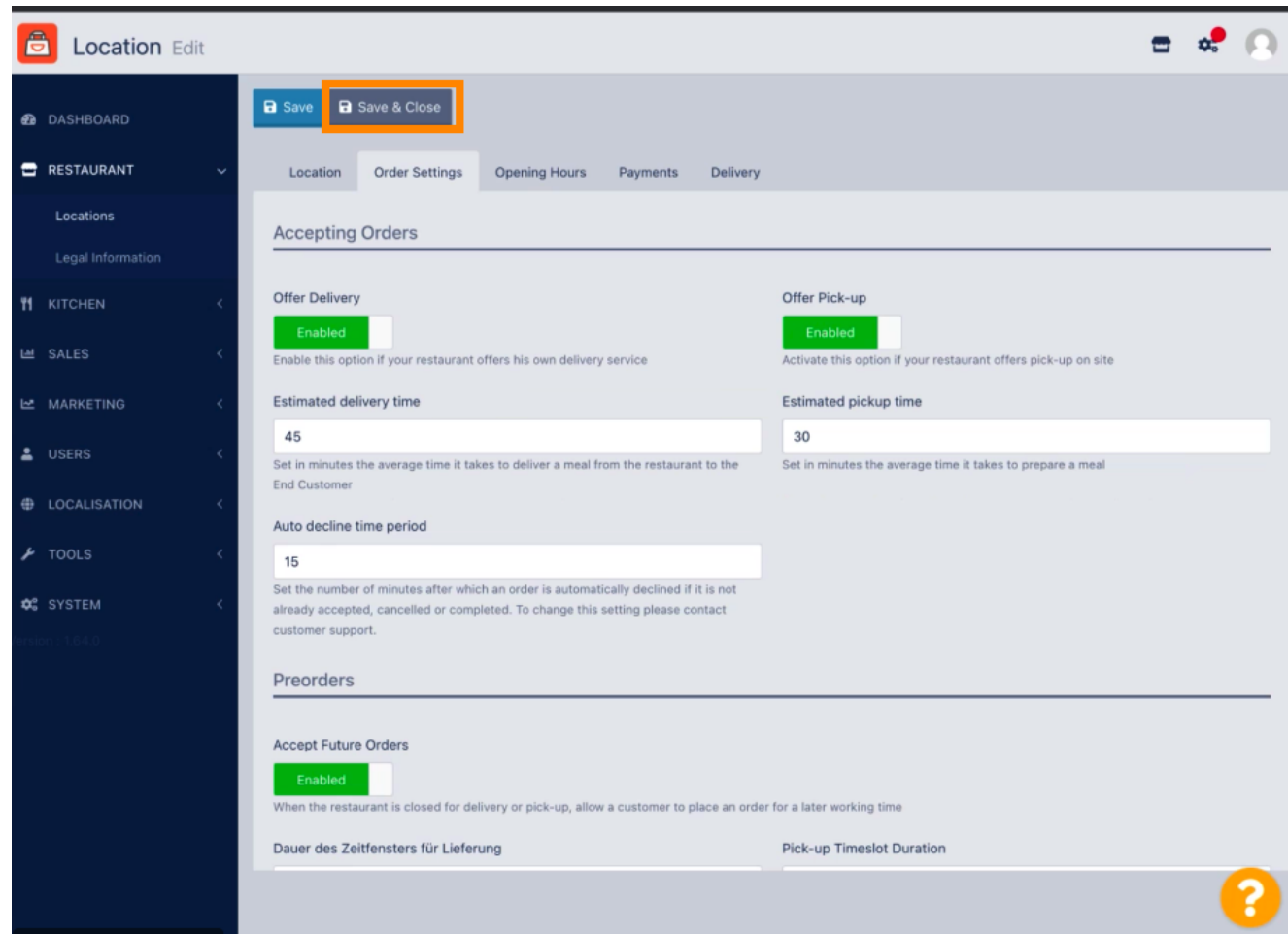


Aquí puede **habilitar /deshabilitar** la oportunidad de recibir notificaciones sobre pedidos pendientes por correo electrónico.



The screenshot shows the 'Location Edit' interface with a dark blue sidebar on the left containing navigation options: DASHBOARD, RESTAURANT (expanded), Locations, Legal Information, KITCHEN, SALES, MARKETING, USERS, LOCALISATION, TOOLS, and SYSTEM. The main content area is titled 'Location Edit' and contains several configuration sections. The 'Preorders' section includes: 'Accept Future Orders' (Enabled), 'Dauer des Zeitfensters für Lieferung' (29), 'Pick-up Timeslot Duration' (30), 'Future Delivery Order Days In Advance' (5), 'Future Pick-up Order Days In Advance' (5), 'Time slot quota' (0), and 'Preorders meal preparation time' (15). The 'Notifications' section, highlighted with an orange border, includes: 'Notify Location Owner on pending orders' (Enabled) and 'Pending Order Threshold' (30). At the bottom right, there are links for 'Privacy Settings', 'FAQ', and 'New Features', and a yellow question mark icon.

Desplácese hacia arriba y haga clic en **Guardar y cerrar**.

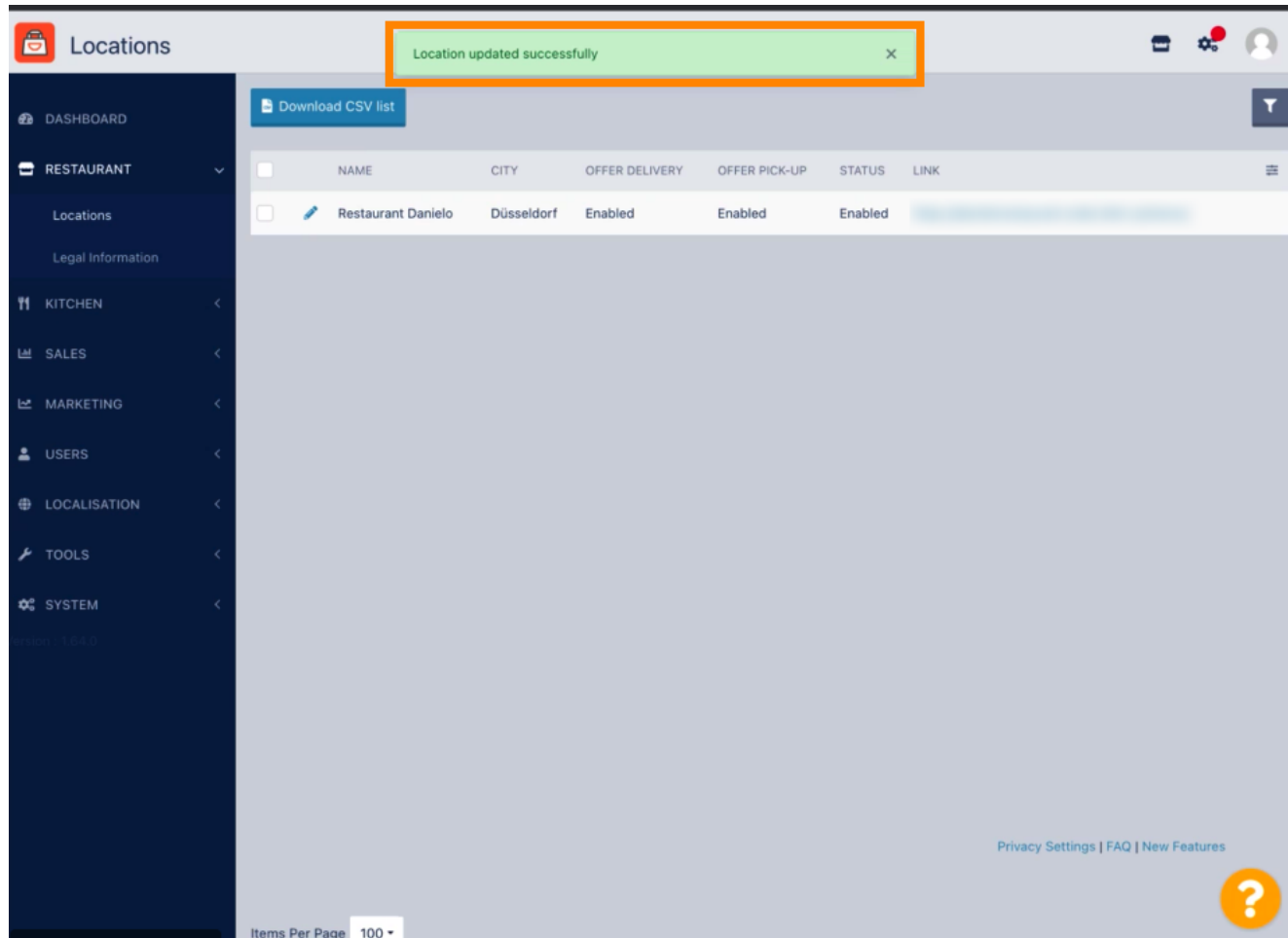


The screenshot displays the 'Location Edit' interface. On the left is a dark sidebar with a menu including: DASHBOARD, RESTAURANT (with sub-items: Locations, Legal Information), KITCHEN, SALES, MARKETING, USERS, LOCALISATION, TOOLS, and SYSTEM. The main content area is titled 'Location Edit' and has a top navigation bar with tabs: Location, Order Settings (selected), Opening Hours, Payments, and Delivery. In the top right of the main area, there are icons for a notification, settings, and a user profile. Below the tabs, there are two buttons: 'Save' and 'Save & Close', with the latter highlighted by an orange box. The main content area is divided into sections: 'Accepting Orders' and 'Preorders'. Under 'Accepting Orders', there are four settings: 'Offer Delivery' (Enabled), 'Offer Pick-up' (Enabled), 'Estimated delivery time' (45), and 'Estimated pickup time' (30). Below these is 'Auto decline time period' (15). Under 'Preorders', there is 'Accept Future Orders' (Enabled). At the bottom of the main area, there are two labels: 'Dauer des Zeitfensters für Lieferung' and 'Pick-up Timeslot Duration'. A yellow question mark icon is in the bottom right corner.





Eso es. Ya terminaste.



The screenshot displays the 'Locations' management interface. A green notification box at the top center states 'Location updated successfully'. Below this, a table lists restaurant locations. The table has columns for NAME, CITY, OFFER DELIVERY, OFFER PICK-UP, STATUS, and LINK. One entry is visible: 'Restaurant Danielo' in 'Düsseldorf', with 'Enabled' status for both delivery and pick-up, and a 'Link' column containing a redacted URL. The interface includes a sidebar with navigation options like DASHBOARD, RESTAURANT, KITCHEN, SALES, MARKETING, USERS, LOCALISATION, TOOLS, and SYSTEM. A 'Download CSV list' button is located above the table. At the bottom right, there are links for 'Privacy Settings | FAQ | New Features' and a help icon.

|                          | NAME                               | CITY       | OFFER DELIVERY | OFFER PICK-UP | STATUS  | LINK       |
|--------------------------|------------------------------------|------------|----------------|---------------|---------|------------|
| <input type="checkbox"/> | <a href="#">Restaurant Danielo</a> | Düsseldorf | Enabled        | Enabled       | Enabled | [Redacted] |



Scan to go to the interactive player