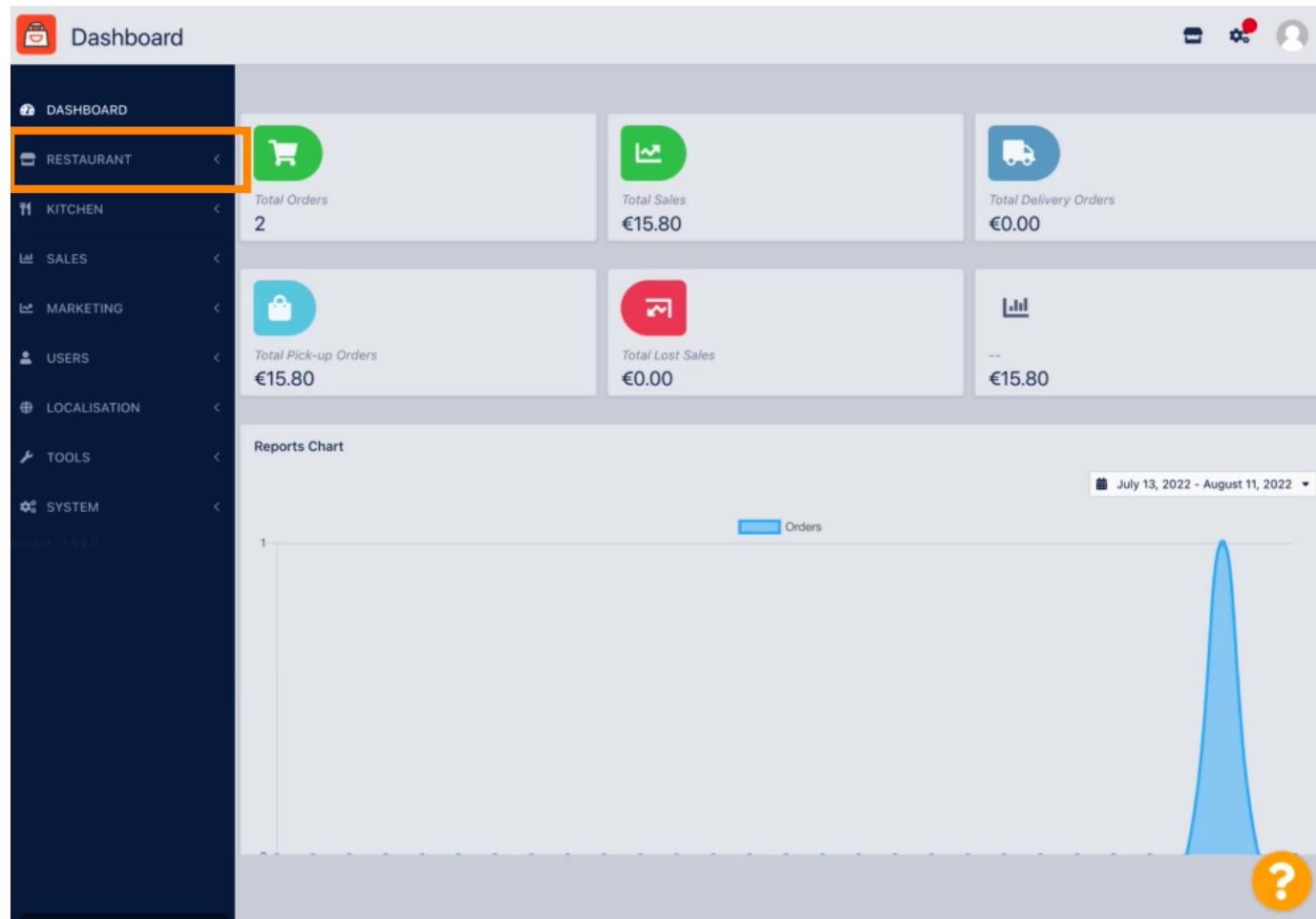


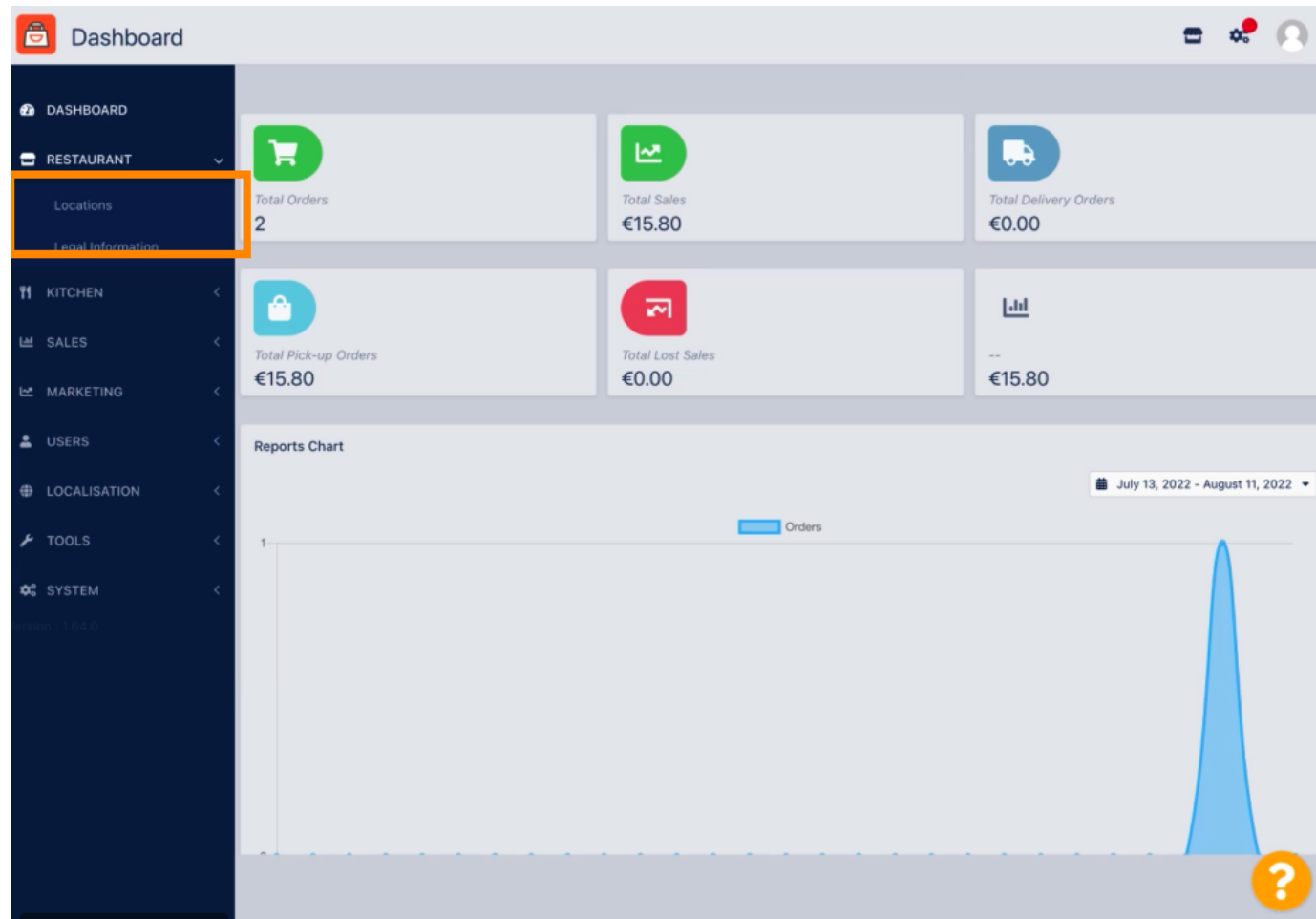


Click on **RESTAURANT**.



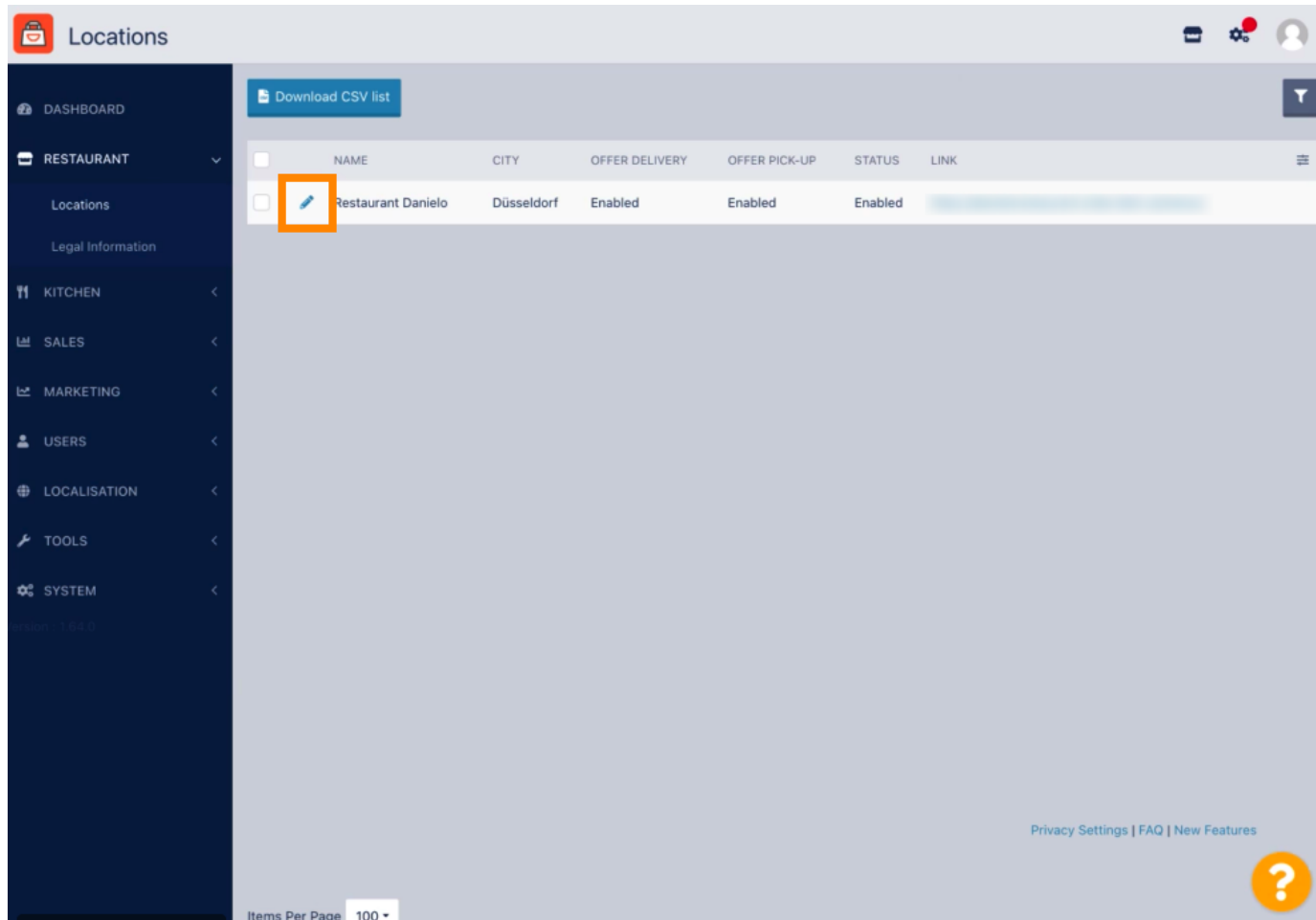



Click on **Locations**.





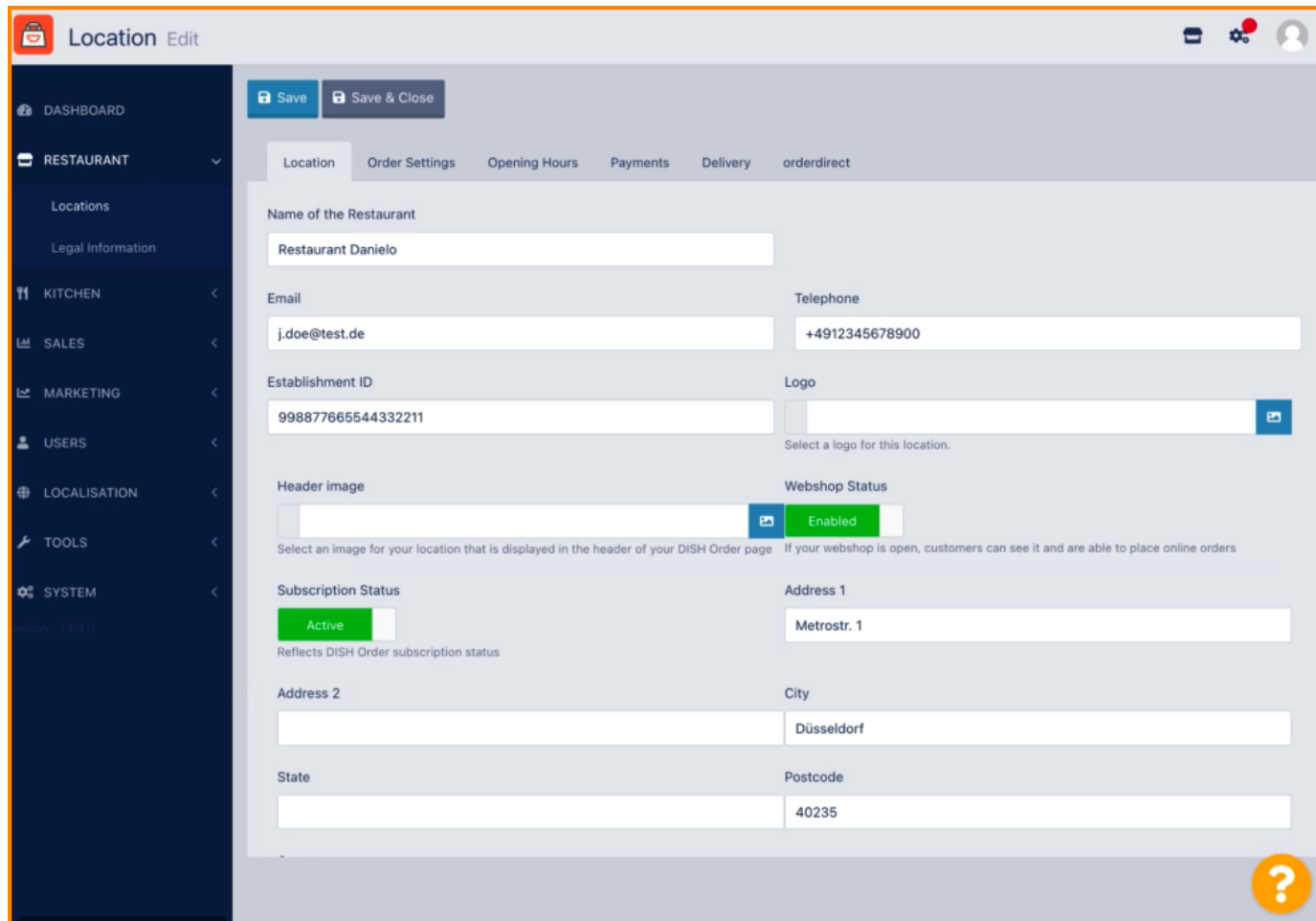
To edit your location, click on the **pencil icon**.



	NAME	CITY	OFFER DELIVERY	OFFER PICK-UP	STATUS	LINK
	Restaurant Danielo	Düsseldorf	Enabled	Enabled	Enabled	



Under the tab **Location** you can insert or edit **general restaurant information** shown in the Storefront. You can also enable or disable the **Webshop accessibility** and **Subscription Status**.



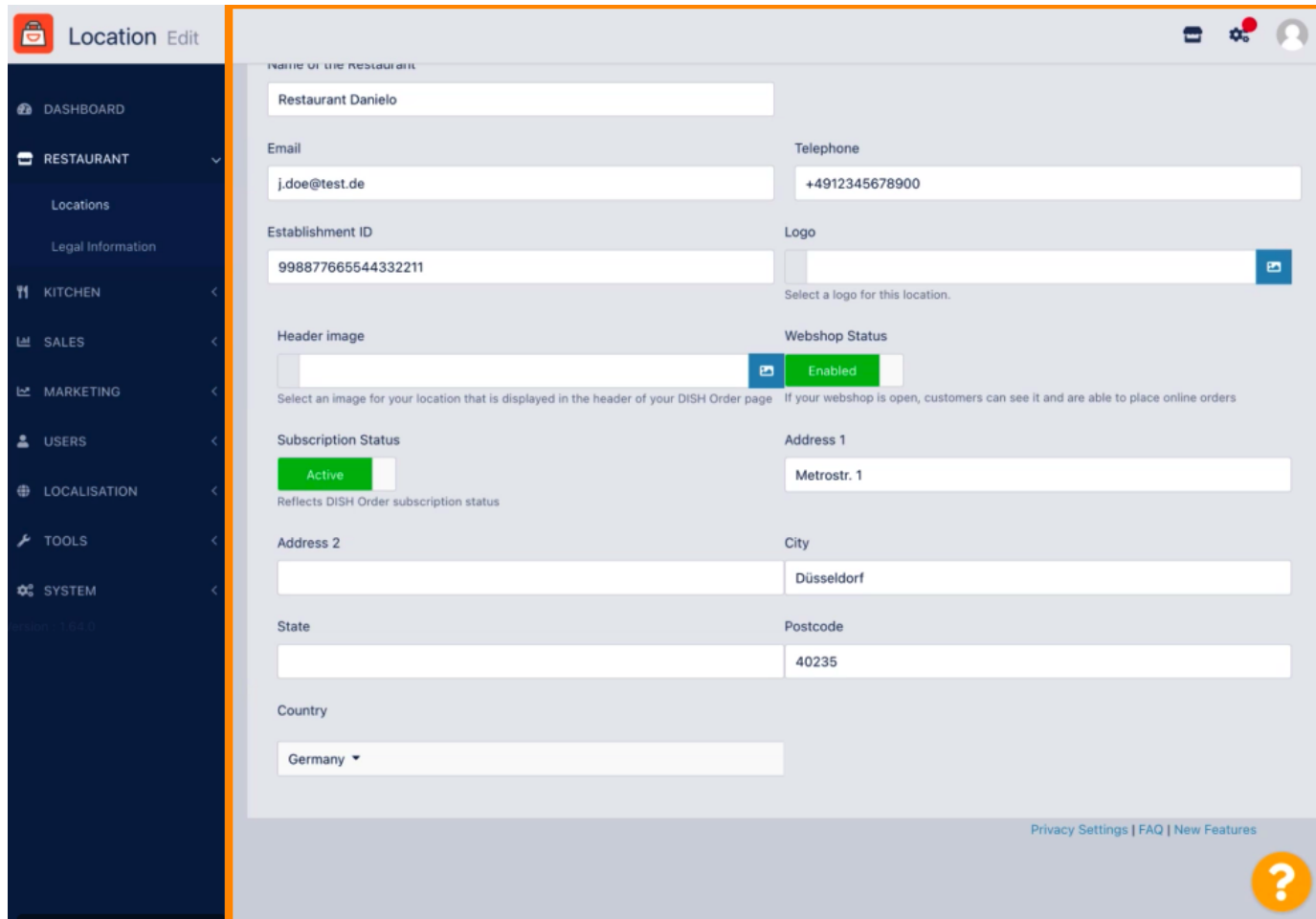
The screenshot shows the 'Location Edit' interface in the DISH Order system. The left sidebar contains a navigation menu with the following items: DASHBOARD, RESTAURANT (expanded), Locations, Legal Information, KITCHEN, SALES, MARKETING, USERS, LOCALISATION, TOOLS, and SYSTEM. The main content area is titled 'Location Edit' and features a 'Save' button and a 'Save & Close' button. Below these buttons are several tabs: Location (selected), Order Settings, Opening Hours, Payments, Delivery, and orderdirect. The 'Location' tab contains the following fields and controls:

- Name of the Restaurant:** A text input field containing 'Restaurant Daniello'.
- Email:** A text input field containing 'j.doe@test.de'.
- Telephone:** A text input field containing '+4912345678900'.
- Establishment ID:** A text input field containing '998877665544332211'.
- Logo:** A text input field with a placeholder image icon and the text 'Select a logo for this location.'.
- Header image:** A text input field with a placeholder image icon and the text 'Select an image for your location that is displayed in the header of your DISH Order page'.
- Webshop Status:** A toggle switch currently set to 'Enabled'.
- Subscription Status:** A toggle switch currently set to 'Active'.
- Address 1:** A text input field containing 'Metrostr. 1'.
- Address 2:** An empty text input field.
- City:** A text input field containing 'Düsseldorf'.
- State:** An empty text input field.
- Postcode:** A text input field containing '40235'.

A help icon (question mark) is located in the bottom right corner of the interface.



Scroll down to see further information.



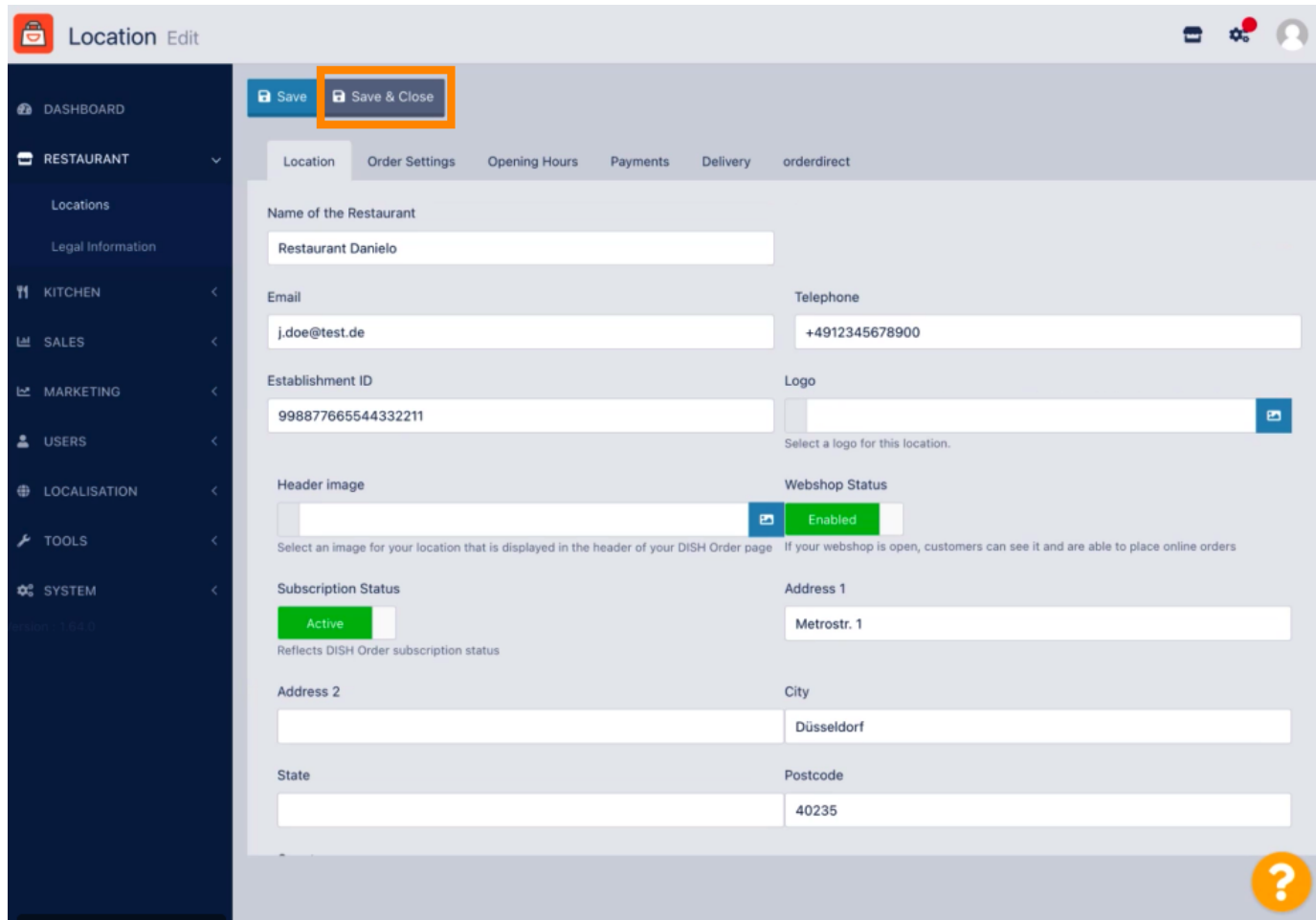
The screenshot shows the 'Location Edit' interface in the DISH Order system. On the left is a dark blue sidebar with a menu containing: DASHBOARD, RESTAURANT (expanded), Locations, Legal Information, KITCHEN, SALES, MARKETING, USERS, LOCALISATION, TOOLS, and SYSTEM. The main content area is light gray and contains the following fields:

- Name of the Restaurant:** Restaurant Daniello
- Email:** j.doe@test.de
- Telephone:** +4912345678900
- Establishment ID:** 998877665544332211
- Logo:** A placeholder image with a blue icon and the text 'Select a logo for this location.'
- Header image:** A placeholder image with a blue icon and the text 'Select an image for your location that is displayed in the header of your DISH Order page'.
- Webshop Status:** A green 'Enabled' button with the text 'If your webshop is open, customers can see it and are able to place online orders'.
- Subscription Status:** A green 'Active' button with the text 'Reflects DISH Order subscription status'.
- Address 1:** Metrostr. 1
- Address 2:** (Empty field)
- City:** Düsseldorf
- State:** (Empty field)
- Postcode:** 40235
- Country:** Germany (dropdown menu)

At the bottom right of the main content area, there are links for 'Privacy Settings | FAQ | New Features' and a large orange question mark icon.



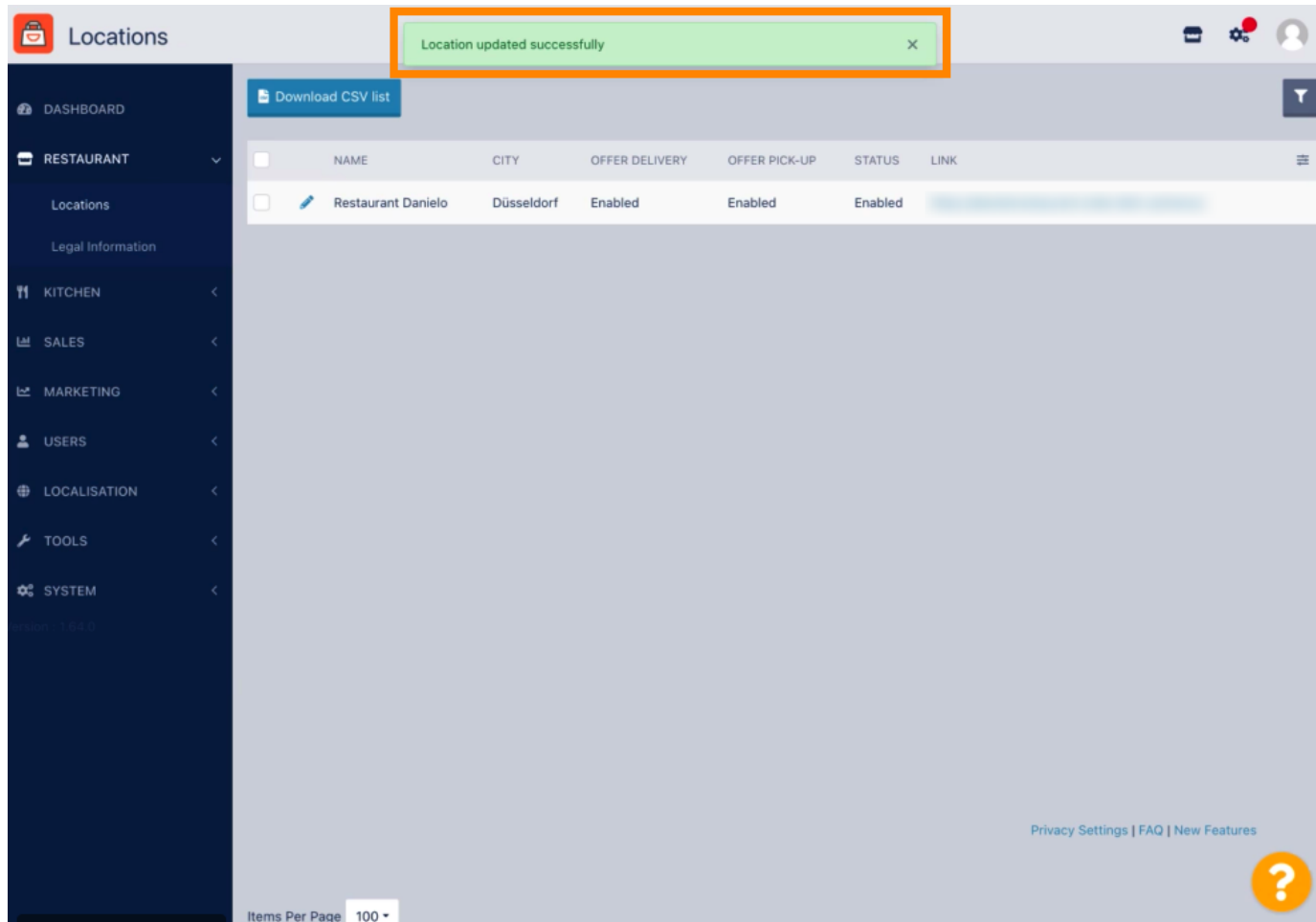
Scroll up and click on **Save & Close**.



The screenshot shows the 'Location Edit' interface in the DISH Order system. The left sidebar contains a navigation menu with categories like DASHBOARD, RESTAURANT, KITCHEN, SALES, MARKETING, USERS, LOCALISATION, TOOLS, and SYSTEM. The main content area is titled 'Location Edit' and features a top bar with 'Save' and 'Save & Close' buttons. The 'Save & Close' button is highlighted with an orange box. Below the buttons are tabs for 'Location', 'Order Settings', 'Opening Hours', 'Payments', 'Delivery', and 'orderdirect'. The 'Location' tab is active, displaying various input fields for restaurant information. The fields are organized into two columns: the left column includes 'Name of the Restaurant' (filled with 'Restaurant Danilo'), 'Email' (filled with 'j.doe@test.de'), 'Establishment ID' (filled with '998877665544332211'), 'Header image' (with a selection icon), and 'Subscription Status' (set to 'Active'). The right column includes 'Telephone' (filled with '+4912345678900'), 'Logo' (with a selection icon), 'Webshop Status' (set to 'Enabled'), 'Address 1' (filled with 'Metrostr. 1'), 'City' (filled with 'Düsseldorf'), and 'Postcode' (filled with '40235'). A small orange circle with a white question mark is located in the bottom right corner of the interface.



That's it, your'e done.



Locations

Location updated successfully

Download CSV list

	NAME	CITY	OFFER DELIVERY	OFFER PICK-UP	STATUS	LINK
<input type="checkbox"/>	Restaurant Danielo	Düsseldorf	Enabled	Enabled	Enabled	

Items Per Page 100

Privacy Settings | FAQ | New Features



Scan to go to the interactive player