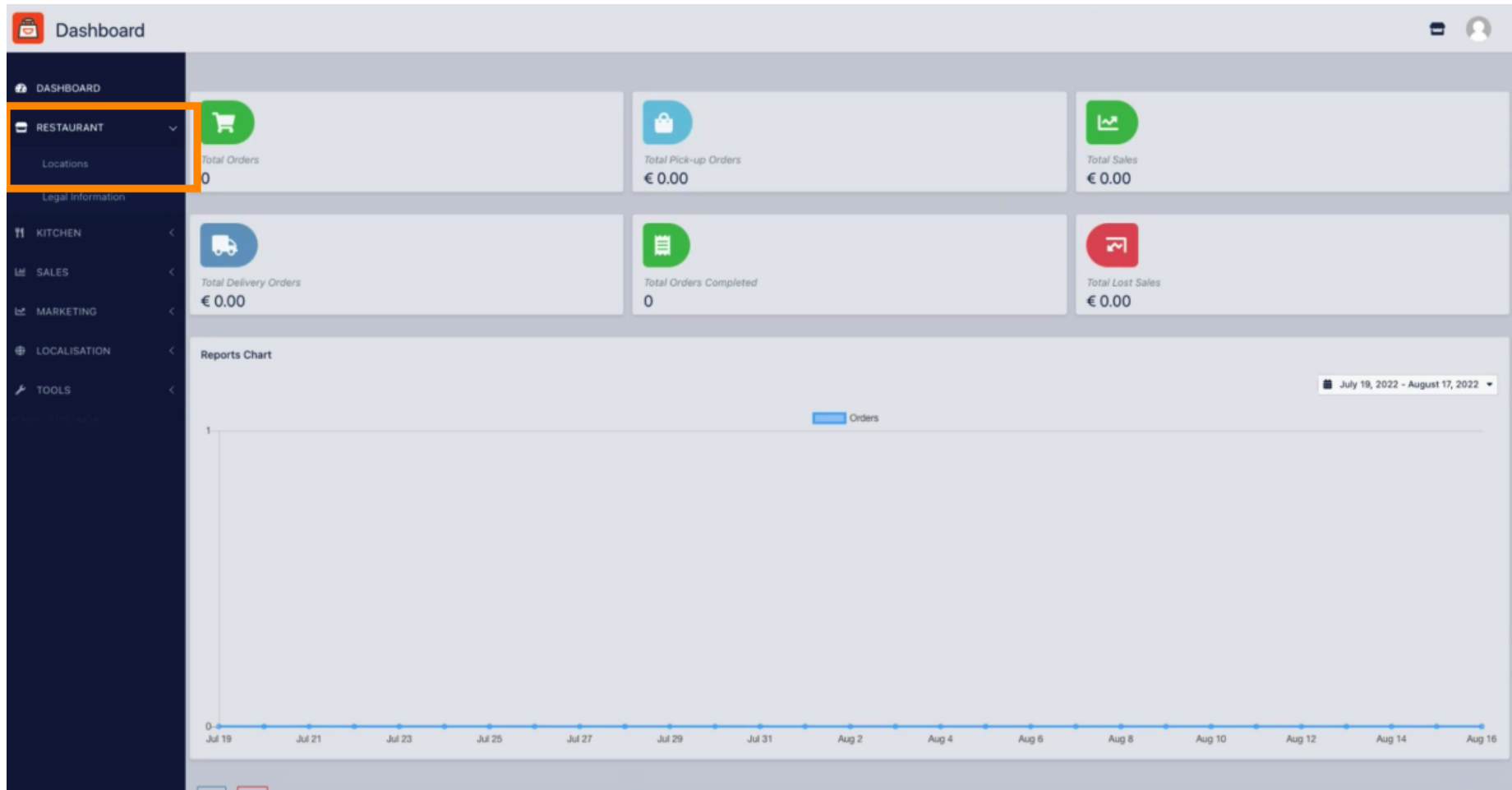


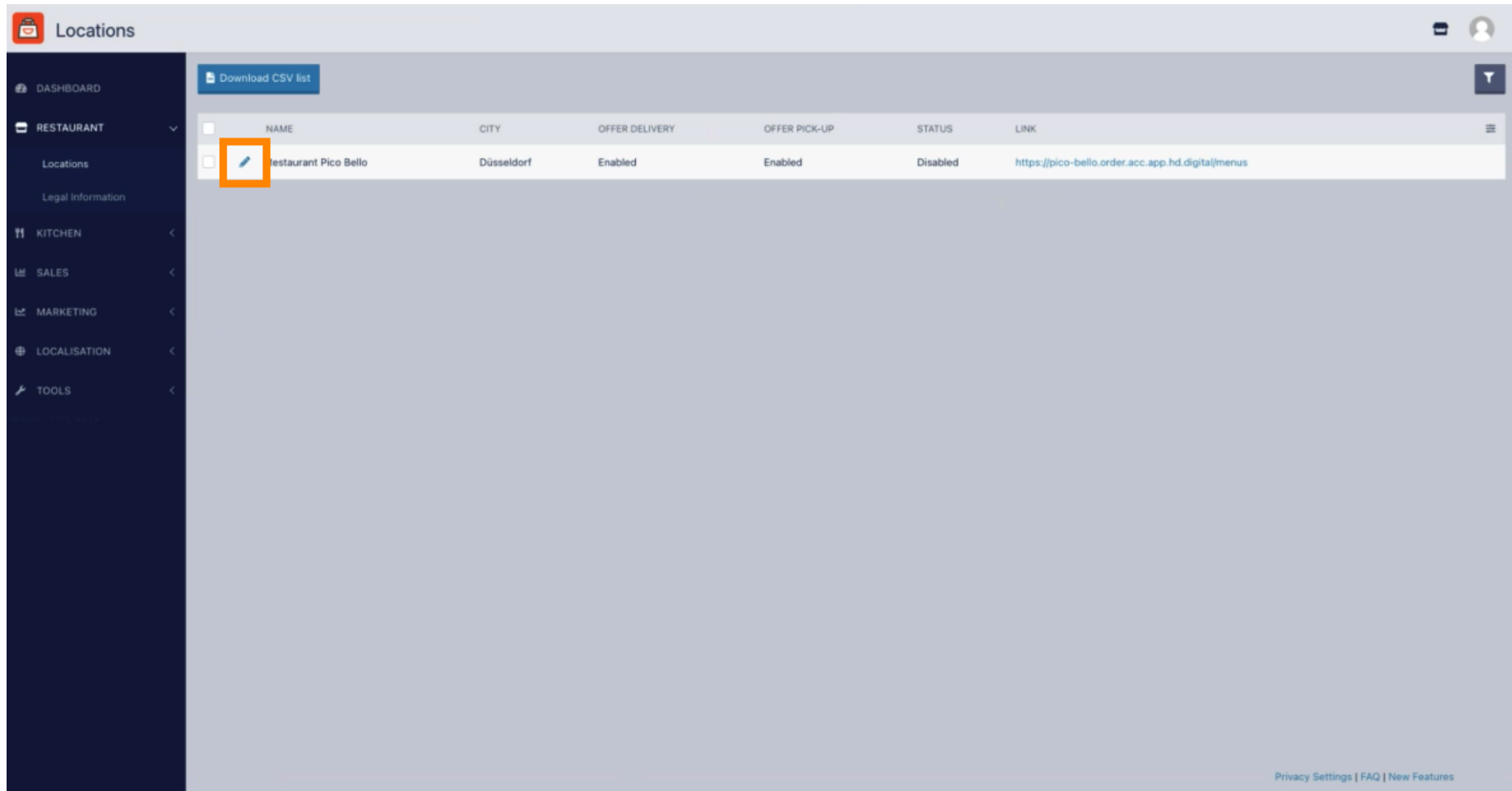


Click under **RESTAURANT** on **Locations**.





Click on the **pencil icon**.

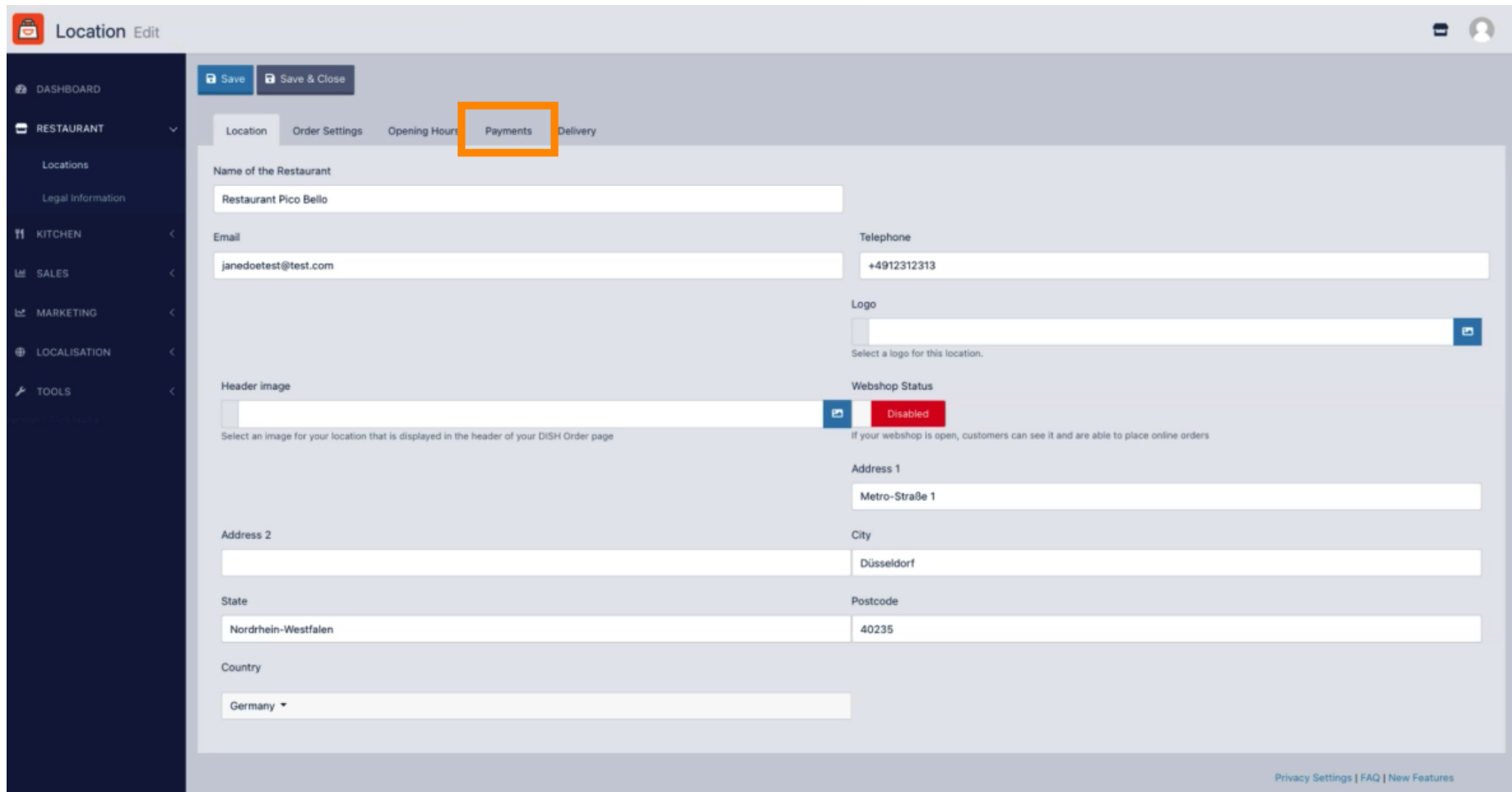


The screenshot shows the 'Locations' management interface in the DISH Order system. On the left is a dark sidebar with navigation options: DASHBOARD, RESTAURANT (expanded), Locations, Legal information, KITCHEN, SALES, MARKETING, LOCALISATION, and TOOLS. The main content area has a 'Download CSV list' button at the top left and a search icon at the top right. Below these is a table with the following columns: NAME, CITY, OFFER DELIVERY, OFFER PICK-UP, STATUS, and LINK. A single row is visible for 'Restaurant Pico Bello' in 'Düsseldorf', with 'Enabled' for both offer types and 'Disabled' status. A blue pencil icon in the first column of this row is highlighted with an orange square, indicating the edit function. The footer contains links for 'Privacy Settings', 'FAQ', and 'New Features'.

NAME	CITY	OFFER DELIVERY	OFFER PICK-UP	STATUS	LINK
Restaurant Pico Bello	Düsseldorf	Enabled	Enabled	Disabled	https://pico-bello.order.acc.app.hd.digital/menus



Click **Payments**.



Location Edit

[Save](#) [Save & Close](#)

[Location](#) [Order Settings](#) [Opening Hours](#) **[Payments](#)** [Delivery](#)

Name of the Restaurant
Restaurant Pico Bello

Email
janedoetest@test.com

Telephone
+4912312313

Logo
Select a logo for this location.

Header image
Select an image for your location that is displayed in the header of your DISH Order page

Webshop Status
Disabled
If your webshop is open, customers can see it and are able to place online orders

Address 1
Metro-Straße 1

City
Düsseldorf

State
Nordrhein-Westfalen

Postcode
40235

Country
Germany ▼

[Privacy Settings](#) | [FAQ](#) | [New Features](#)



In the highlighted section you can **enable/disable** the basic payment methods.

Location Edit

DASHBOARD

RESTAURANT

Locations

Legal information

KITCHEN

SALES

MARKETING

LOCALISATION

TOOLS

Location

Order Settings

Opening Hours

Payments

Delivery

Location Payment methods

Select the payment(s) available at this location.

☒ Cash payment

Accept cash payments in the restaurant or upon delivery

€ 0,00

Max order total, Total order value must be less than this to make this payment method active. Leave it empty or zero for unlimited amount.

☒ Card payment in the restaurant

Accept card payments in the restaurant

€ 0,00

Max order total, Total order value must be less than this to make this payment method active. Leave it empty or zero for unlimited amount.

☐ Card payment upon delivery

Accept card payments upon delivery

☐ PayPal Direct

Accept PayPal online payments on your webshop

DISH Order payment integrations

DISH Order allows official online payment integrations. Please, start the onboarding processes and select all the payment methods your want to offer.

Online Payment

Start Onboarding

☐ Online Payment

HD pay Accept credit card payments using Stripe

€

Min order total, Total order value must reach before this payment method becomes active. Leave it empty or zero for unlimited amount.

Online Payment

Start Onboarding

☐ Paypal

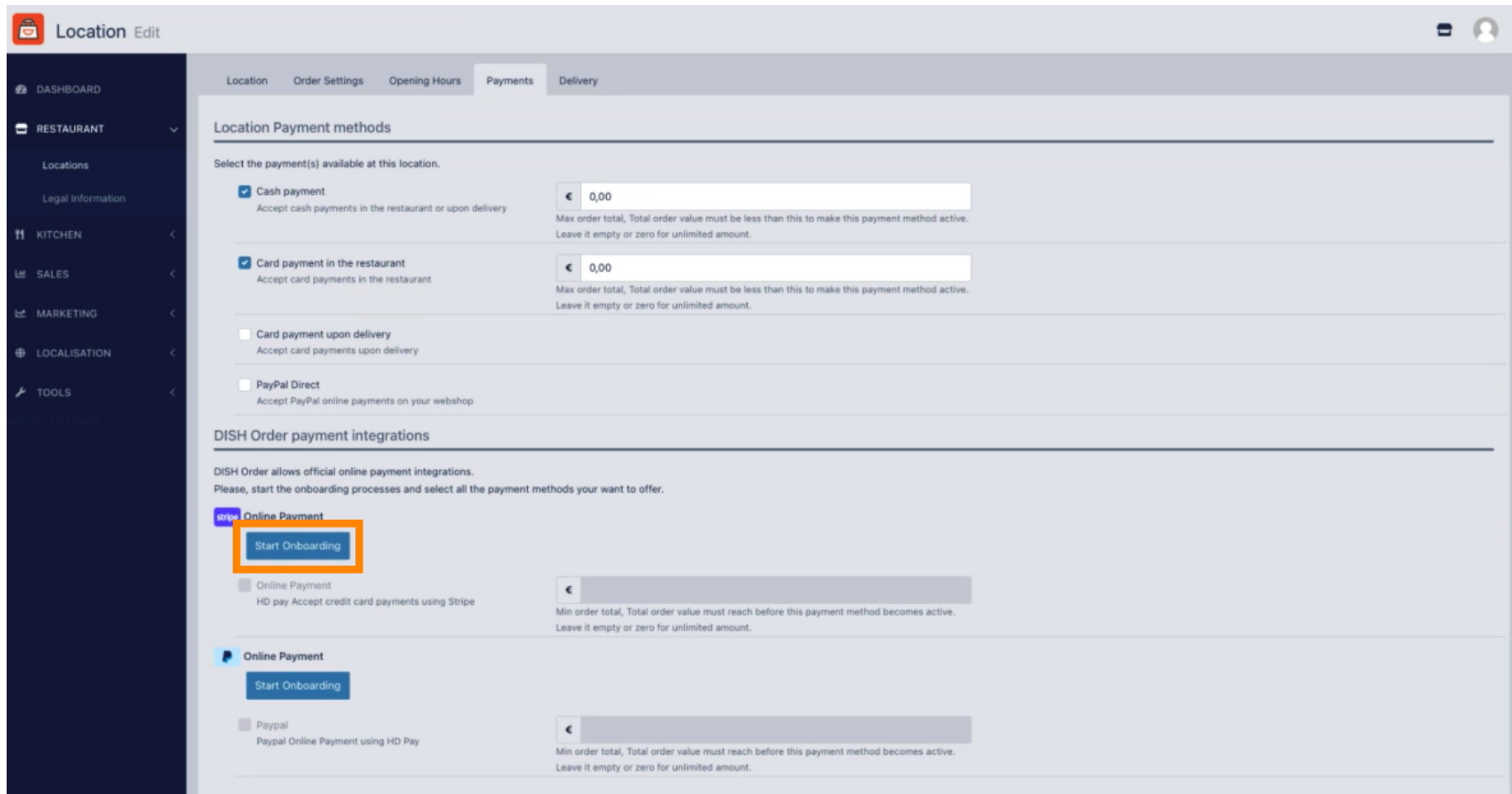
Paypal Online Payment using HD Pay

€

Min order total, Total order value must reach before this payment method becomes active. Leave it empty or zero for unlimited amount.



To integrate online payment as payment method, click **Start Onboarding**.



The screenshot shows the 'Location Edit' interface with a sidebar on the left containing navigation links: DASHBOARD, RESTAURANT (with a dropdown arrow), Locations, Legal information, KITCHEN, SALES, MARKETING, LOCALISATION, and TOOLS. The main content area has tabs for Location, Order Settings, Opening Hours, Payments, and Delivery. The 'Payments' tab is active, displaying 'Location Payment methods' and 'DISH Order payment integrations'.

Location Payment methods

Select the payment(s) available at this location.

- ☒ **Cash payment**
Accept cash payments in the restaurant or upon delivery
€ 0,00
Max order total, Total order value must be less than this to make this payment method active. Leave it empty or zero for unlimited amount.
- ☒ **Card payment in the restaurant**
Accept card payments in the restaurant
€ 0,00
Max order total, Total order value must be less than this to make this payment method active. Leave it empty or zero for unlimited amount.
- ☐ **Card payment upon delivery**
Accept card payments upon delivery
- ☐ **PayPal Direct**
Accept PayPal online payments on your webshop

DISH Order payment integrations

DISH Order allows official online payment integrations.
Please, start the onboarding processes and select all the payment methods your want to offer.

Stripe Online Payment

Start Onboarding

☐ **Online Payment**
HD pay Accept credit card payments using Stripe
€
Min order total, Total order value must reach before this payment method becomes active. Leave it empty or zero for unlimited amount.

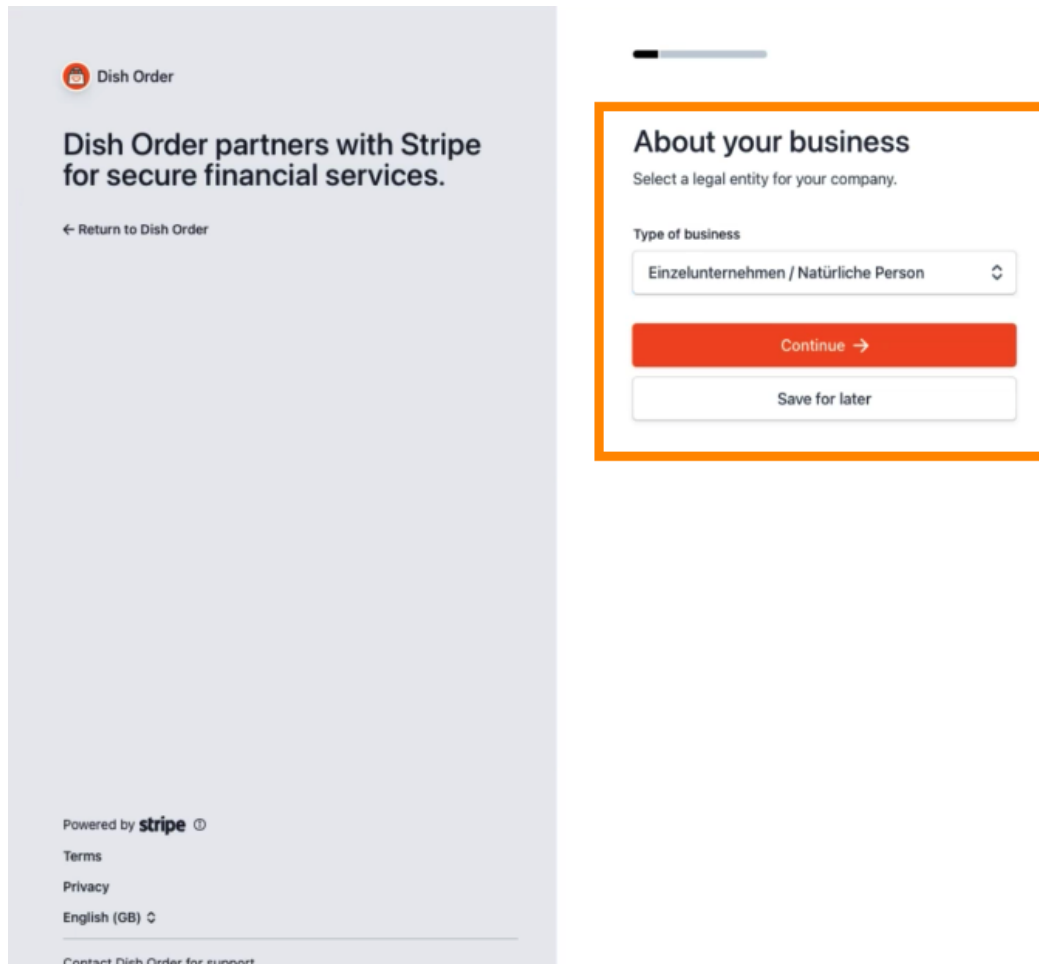
Paypal Online Payment

Start Onboarding

☐ **Paypal**
Paypal Online Payment using HD Pay
€
Min order total, Total order value must reach before this payment method becomes active. Leave it empty or zero for unlimited amount.



Select the **type of your business** and click **Continue**.



The screenshot shows the Dish Order Stripe integration setup page. The left sidebar contains the Dish Order logo, a message about Stripe partnership, a 'Return to Dish Order' link, and footer information including 'Powered by stripe', 'Terms', 'Privacy', 'English (GB)', and a support link. The main content area is titled 'About your business' and asks to 'Select a legal entity for your company.' It features a 'Type of business' dropdown menu with 'Einzelunternehmen / Natürliche Person' selected. Below the dropdown are two buttons: a red 'Continue →' button and a white 'Save for later' button. The 'Continue' button and the dropdown menu are highlighted with an orange border.

Dish Order

Dish Order partners with Stripe for secure financial services.

← Return to Dish Order

Powered by **stripe** ⓘ

[Terms](#)

[Privacy](#)

[English \(GB\) ⓘ](#)

[Contact Dish Order for support](#)

About your business

Select a legal entity for your company.

Type of business

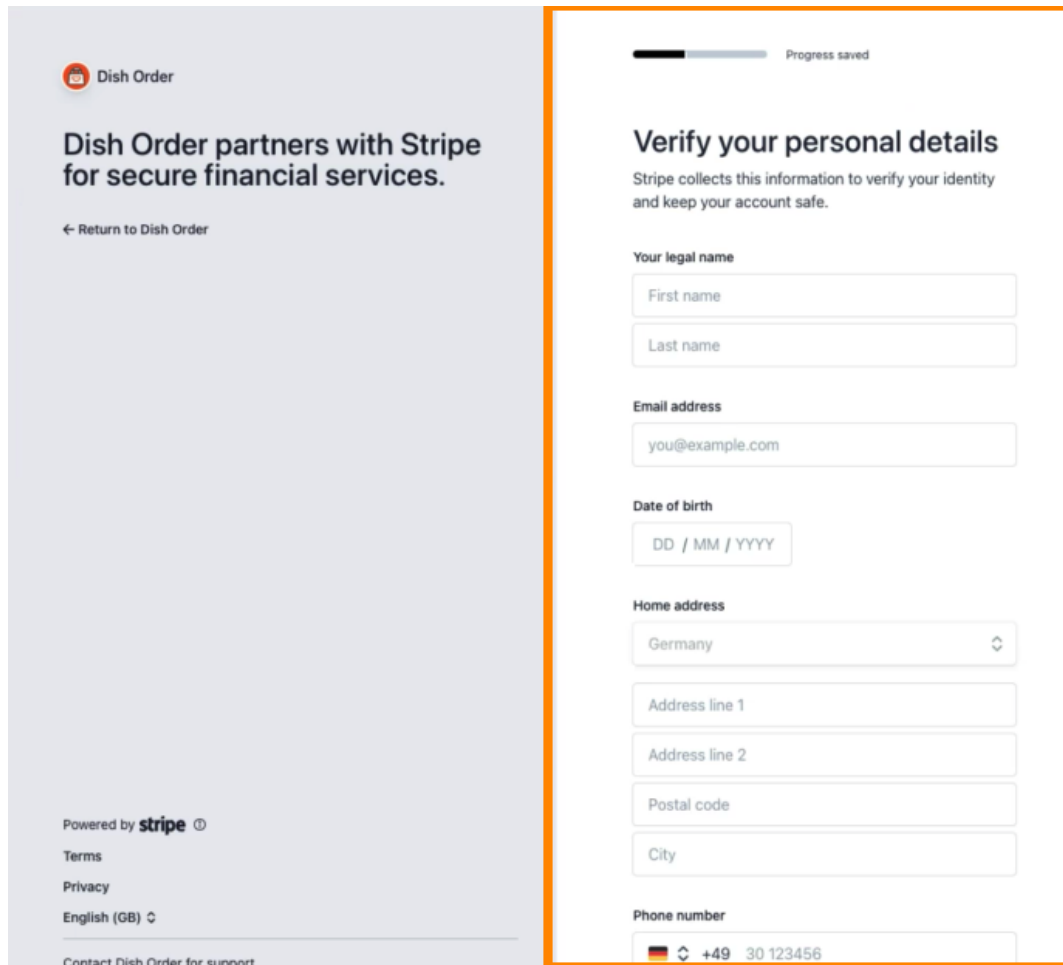
Einzelunternehmen / Natürliche Person

Continue →

Save for later



Enter your personal details and click **Continue**.



The screenshot shows a two-column layout. The left column has a light gray background and contains the 'Dish Order' logo, a partnership statement with Stripe, a 'Return to Dish Order' link, and footer information including 'Powered by stripe', 'Terms', 'Privacy', 'English (GB)', and a support contact link. The right column has a white background and is titled 'Verify your personal details'. It includes a progress bar at the top, a Stripe verification notice, and several form fields: 'Your legal name' (split into 'First name' and 'Last name'), 'Email address' (pre-filled with 'you@example.com'), 'Date of birth' (DD / MM / YYYY), 'Home address' (country dropdown set to 'Germany', and three lines for address), and 'Phone number' (country dropdown set to Germany and pre-filled with '+49 30 123456'). The right column is highlighted with an orange border.

Dish Order

Dish Order partners with Stripe for secure financial services.

[← Return to Dish Order](#)

Powered by **stripe**

[Terms](#)

[Privacy](#)

[English \(GB\)](#)

[Contact Dish Order for support](#)

Progress saved

Verify your personal details

Stripe collects this information to verify your identity and keep your account safe.

Your legal name

First name

Last name

Email address

you@example.com

Date of birth

DD / MM / YYYY

Home address

Germany

Address line 1

Address line 2

Postal code

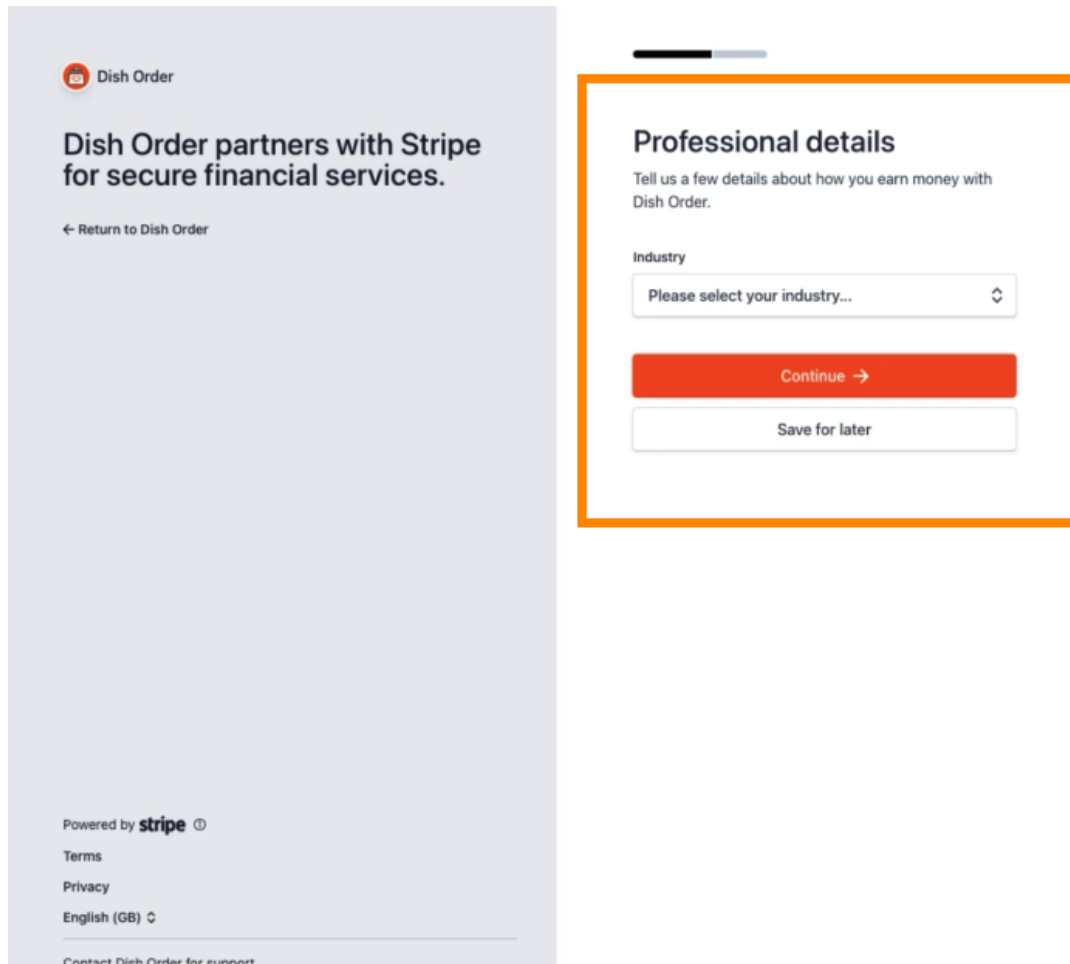
City

Phone number

+49 30 123456



Select your **industry** and click **Continue**.



The screenshot shows the Dish Order Stripe integration setup page. On the left, a grey sidebar contains the Dish Order logo, a heading 'Dish Order partners with Stripe for secure financial services.', a 'Return to Dish Order' link, and footer links for 'Powered by stripe', 'Terms', 'Privacy', 'English (GB)', and 'Contact Dish Order for support'. The main content area is titled 'Professional details' and asks the user to provide details about how they earn money. It features an 'Industry' dropdown menu with the placeholder text 'Please select your industry...', a red 'Continue' button with a right arrow, and a 'Save for later' button. The 'Continue' button is highlighted with an orange border.

Dish Order

Dish Order partners with Stripe for secure financial services.

[← Return to Dish Order](#)

Powered by **stripe** ⓘ

[Terms](#)

[Privacy](#)

[English \(GB\) ⓘ](#)

[Contact Dish Order for support](#)

Professional details

Tell us a few details about how you earn money with Dish Order.

Industry

Please select your industry... ⓘ

Continue →

Save for later



Review your data and click **Submit**.



 Dish Order

Dish Order partners with Stripe for secure financial services.

[← Return to Dish Order](#)

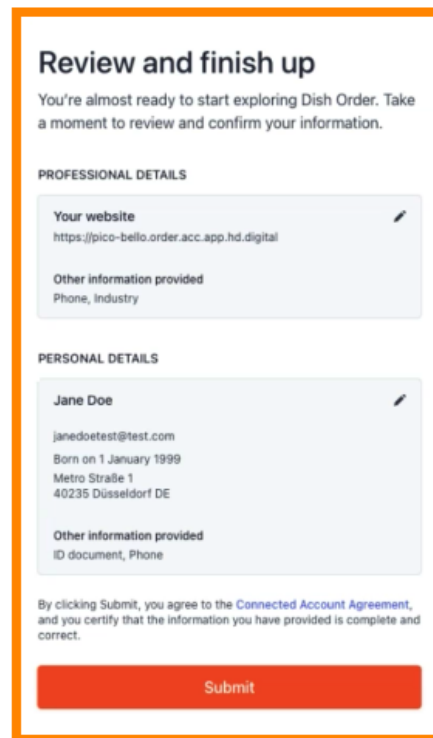
Powered by **stripe** 

[Terms](#)

[Privacy](#)

[English \(GB\)](#) 


[Contact Dish Order for support](#)



Review and finish up


You're almost ready to start exploring Dish Order. Take a moment to review and confirm your information.

PROFESSIONAL DETAILS

Your website 
https://pico-bello.order.acc.app.hd.digital

Other information provided
Phone, Industry

PERSONAL DETAILS

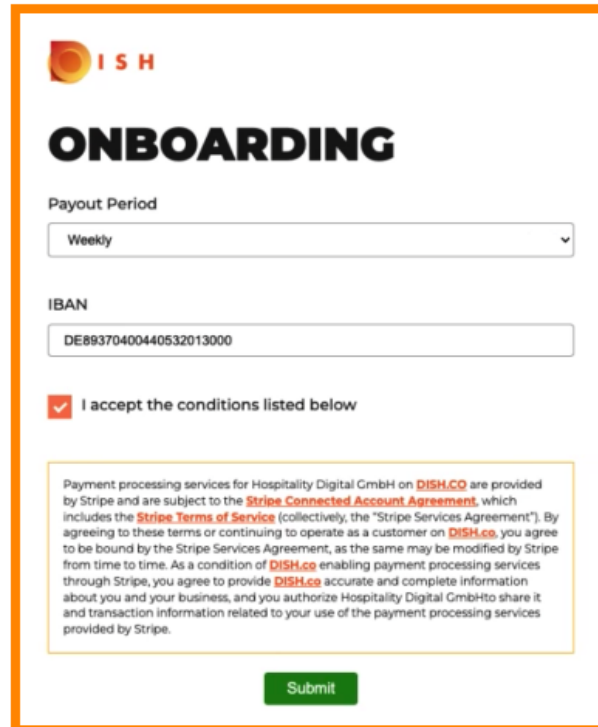
Jane Doe 
janedoetest@test.com
Born on 1 January 1999
Metro Straße 1
40235 Düsseldorf DE

Other information provided
ID document, Phone

By clicking Submit, you agree to the [Connected Account Agreement](#), and you certify that the information you have provided is complete and correct.

Submit

🔑 Choose your desired **payout period**, enter your **IBAN**, **accept the conditions** and click **Submit**.



The image shows a screenshot of the 'ONBOARDING' form for DISH. The form is titled 'ONBOARDING' and includes the following fields and elements:

- Payout Period:** A dropdown menu with 'Weekly' selected.
- IBAN:** A text input field containing 'DE89370400440532013000'.
- Acceptance:** A checkbox labeled 'I accept the conditions listed below' which is checked.
- Terms and Conditions:** A text box containing the following text: 'Payment processing services for Hospitality Digital GmbH on DISH.CO are provided by Stripe and are subject to the Stripe Connected Account Agreement, which includes the Stripe Terms of Service (collectively, the "Stripe Services Agreement"). By agreeing to these terms or continuing to operate as a customer on DISH.CO, you agree to be bound by the Stripe Services Agreement, as the same may be modified by Stripe from time to time. As a condition of DISH.CO enabling payment processing services through Stripe, you agree to provide DISH.CO accurate and complete information about you and your business, and you authorize Hospitality Digital GmbH to share it and transaction information related to your use of the payment processing services provided by Stripe.'
- Submit:** A green button labeled 'Submit'.



Review the data and click **Submit**.

 Dish Order

Dish Order partners with Stripe for secure financial services.

[← Return to Dish Order](#)

Powered by **stripe** 

[Terms](#)

[Privacy](#)

[English \(GB\)](#) 


[Contact Dish Order for support](#)

Verification summary

Modify the details of your business.

PROFESSIONAL DETAILS


Your website

<https://pico-bello.order.acc.app.hd.digital> 

Other information provided

Phone, Industry

PERSONAL DETAILS

Jane Doe 

janedotest@test.com

Born on 1 January 1999

Metro Straße 1

40235 Düsseldorf DE

Other information provided

ID document, Phone

By clicking Submit, you agree that the information provided is accurate to the best of your knowledge.

Submit



You successfully integrated online payment to DISH Order.



ONBOARDING



Success

Successful onboarding. You'll be redirected to main site.



Activate the **checkbox for Online Payment**.

Location Edit

DASHBOARD

RESTAURANT

Locations

Legal information

KITCHEN

SALES

MARKETING

LOCALISATION

TOOLS

Location Payment methods

Select the payment(s) available at this location.

☒ Cash payment

Accept cash payments in the restaurant or upon delivery

€ 0.00

Max order total, Total order value must be less than this to make this payment method active. Leave it empty or zero for unlimited amount.

☒ Card payment in the restaurant

Accept card payments in the restaurant

€ 0.00

Max order total, Total order value must be less than this to make this payment method active. Leave it empty or zero for unlimited amount.

☐ Card payment upon delivery

Accept card payments upon delivery

☐ PayPal Direct

Accept PayPal online payments on your webshop

DISH Order payment integrations

DISH Order allows official online payment integrations. Please, start the onboarding processes and select all the payment methods your want to offer.

stripe

Online Payment

Change Business account data

Change Bank Account data

☒ Online Payment

HD pay Accept credit card payments using Stripe

€

Min order total, Total order value must reach before this payment method becomes active. Leave it empty or zero for unlimited amount.

Online Payment

Start Onboarding

☐ Paypal

Paypal Online Payment using HD Pay

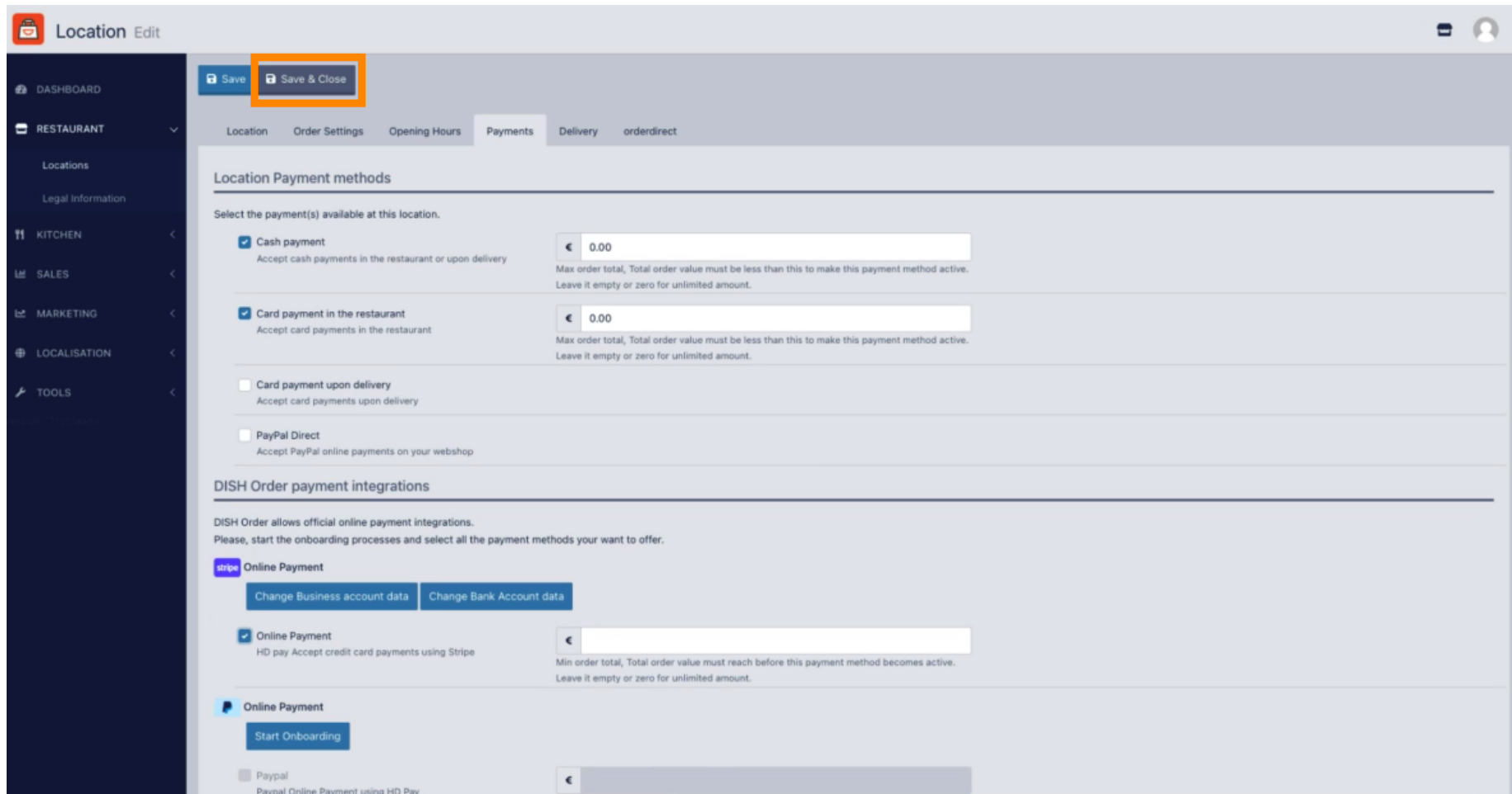
€

Min order total, Total order value must reach before this payment method becomes active. Leave it empty or zero for unlimited amount.

Privacy Settings | FAQ | New Features



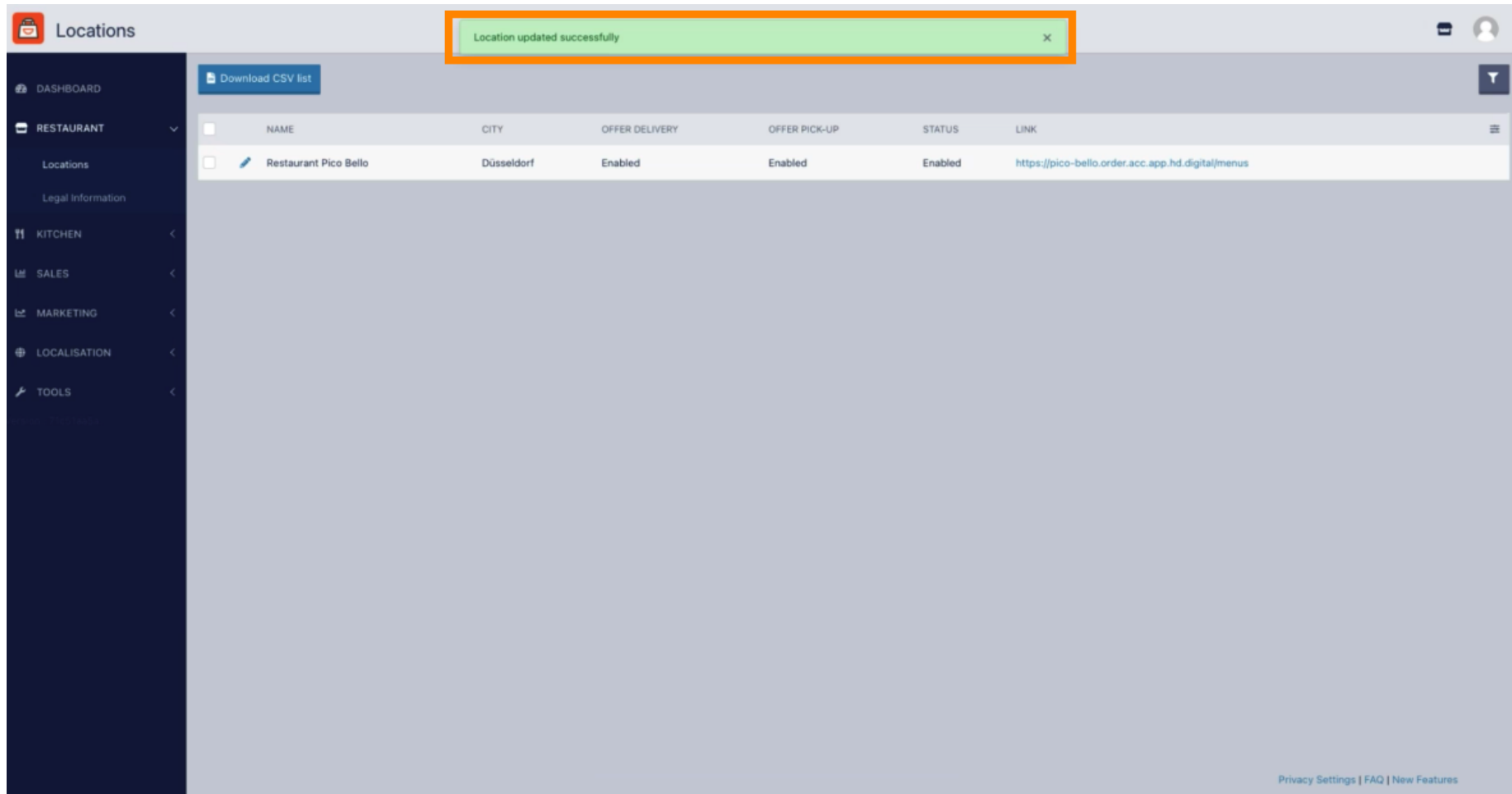
Click **Save & Close**.



The screenshot shows the 'Location Edit' interface in the DISH Order system. The left sidebar contains navigation links: DASHBOARD, RESTAURANT (with sub-links for Locations and Legal information), KITCHEN, SALES, MARKETING, LOCALISATION, and TOOLS. The main content area has tabs for Location, Order Settings, Opening Hours, Payments, Delivery, and orderdirect. The 'Payments' tab is active, displaying 'Location Payment methods'. Under this section, there are four payment options: 'Cash payment' (checked), 'Card payment in the restaurant' (checked), 'Card payment upon delivery' (unchecked), and 'PayPal Direct' (unchecked). Each option has a text input field for a monetary value, currently set to '0.00'. Below this is the 'DISH Order payment integrations' section, which includes instructions and buttons for Stripe and PayPal integrations. The 'Stripe' section has buttons for 'Change Business account data' and 'Change Bank Account data', and a checkbox for 'Online Payment' which is checked. The 'Paypal' section has a 'Start Onboarding' button and a checkbox for 'Paypal' which is unchecked. In the top right corner of the main content area, there are two buttons: 'Save' and 'Save & Close'. The 'Save & Close' button is highlighted with an orange rectangle.




That's it, you're done!



Locations

Location updated successfully

Download CSV list

	NAME	CITY	OFFER DELIVERY	OFFER PICK-UP	STATUS	LINK
<input type="checkbox"/>	 Restaurant Pico Bello	Düsseldorf	Enabled	Enabled	Enabled	https://pico-bello.order.acc.app.hd.digital/menus

Privacy Settings | FAQ | New Features



Scan to go to the interactive player