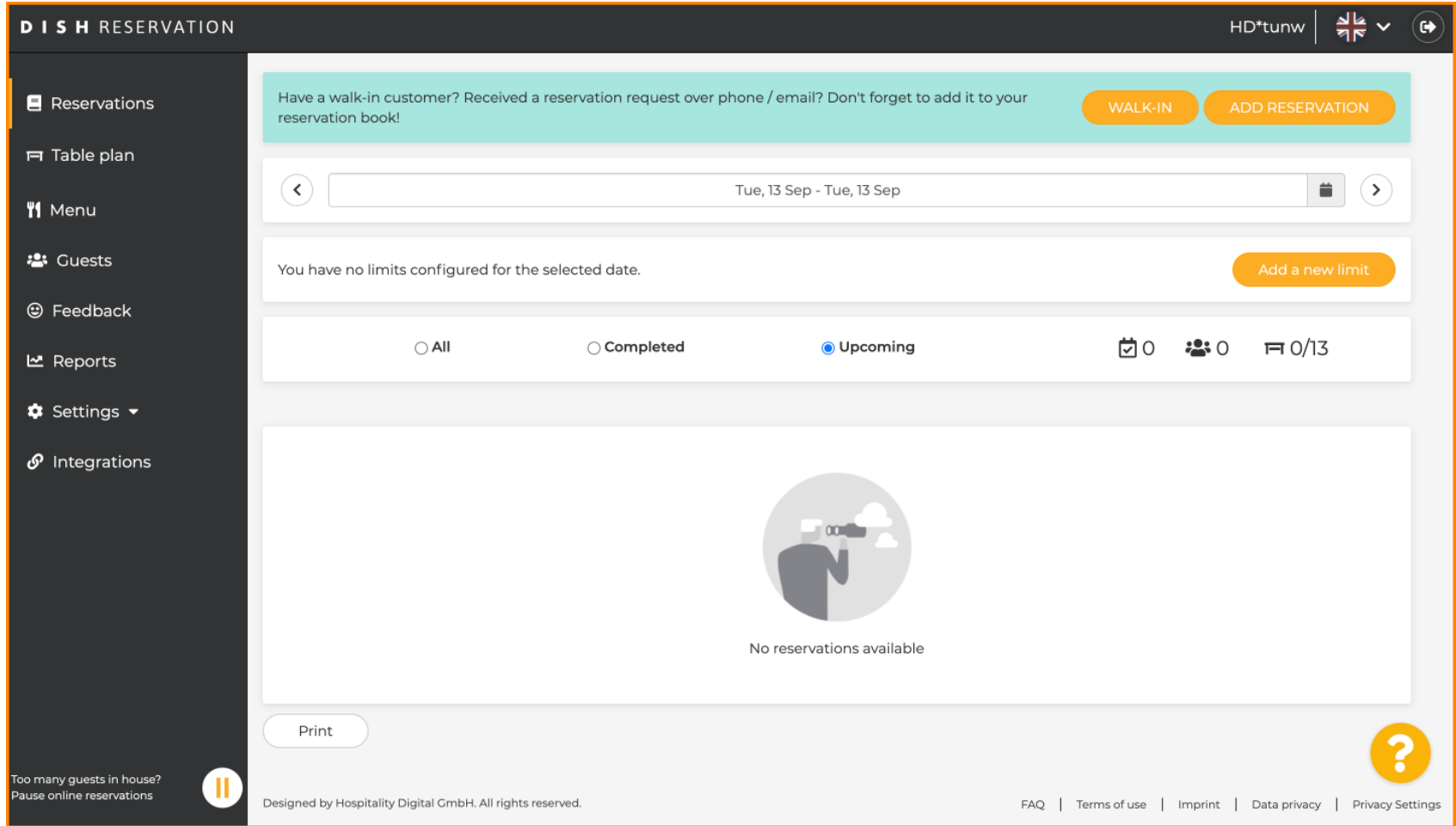




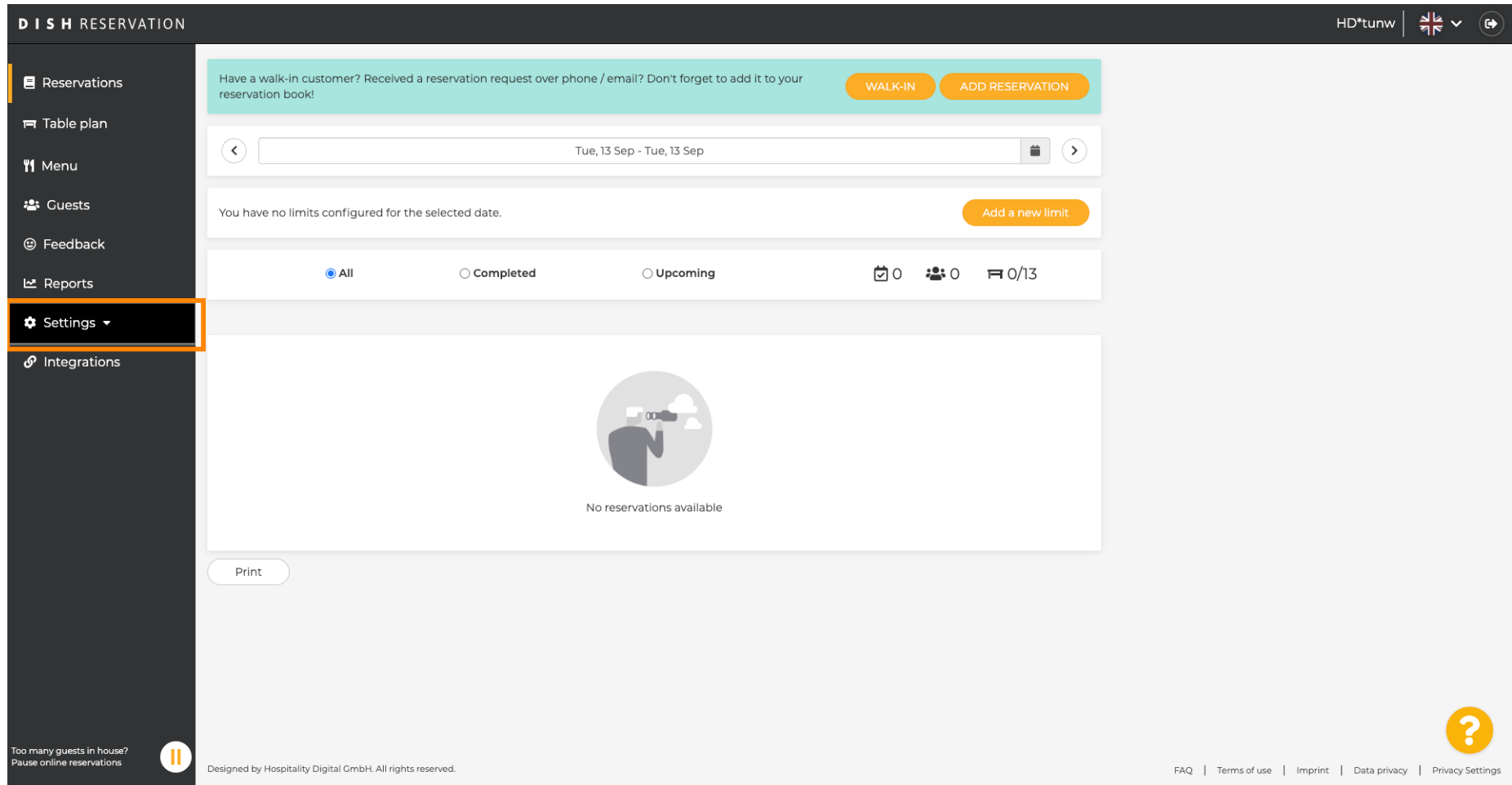
DISH Rezervasyon kontrol panelinize hoş geldiniz.



The screenshot displays the DISH RESERVATION control panel. The top navigation bar includes the title "DISH RESERVATION", the user "HD\*tunw", a language selector (UK flag), and a refresh icon. The left sidebar contains menu items: Reservations, Table plan, Menu, Guests, Feedback, Reports, Settings, and Integrations. The main content area features a teal banner with the text "Have a walk-in customer? Received a reservation request over phone / email? Don't forget to add it to your reservation book!" and buttons for "WALK-IN" and "ADD RESERVATION". Below this is a date selector for "Tue, 13 Sep - Tue, 13 Sep". A message states "You have no limits configured for the selected date." with an "Add a new limit" button. Filter tabs for "All", "Completed", and "Upcoming" are shown, with "Upcoming" selected. Summary statistics include "0" for a calendar icon, "0" for a group of people icon, and "0/13" for a table icon. A large empty area contains a "No reservations available" message with a magnifying glass icon. A "Print" button is located at the bottom left. The footer includes a "Too many guests in house? Pause online reservations" warning, a "Designed by Hospitality Digital GmbH. All rights reserved." notice, and a help icon. Links for "FAQ", "Terms of use", "Imprint", "Data privacy", and "Privacy Settings" are also present.



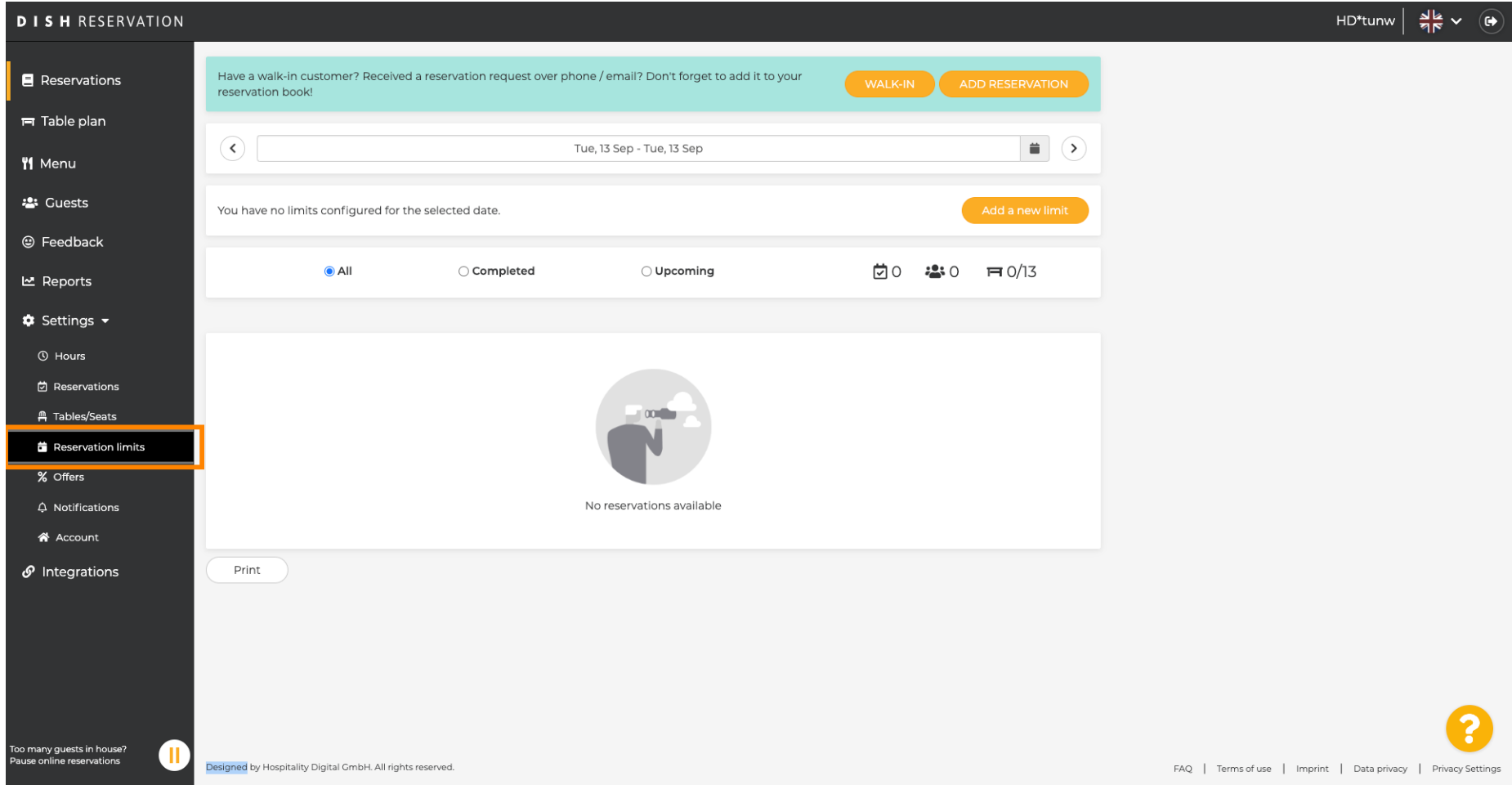
Ayarlar'a tıklayın .



The screenshot displays the DISH RESERVATION dashboard. The left sidebar contains a navigation menu with the following items: Reservations, Table plan, Menu, Guests, Feedback, Reports, Settings (highlighted with an orange box), and Integrations. The main content area shows a date selector for "Tue, 13 Sep - Tue, 13 Sep" and a message: "You have no limits configured for the selected date." Below this, there are filters for "All", "Completed", and "Upcoming", along with icons for a calendar, a group of people, and a table. The main content area also displays "No reservations available" with a "Print" button. The top right corner shows the user "HD\*tunw" and a language selector. The bottom right corner features a help icon and a footer with links for FAQ, Terms of use, Imprint, Data privacy, and Privacy Settings.

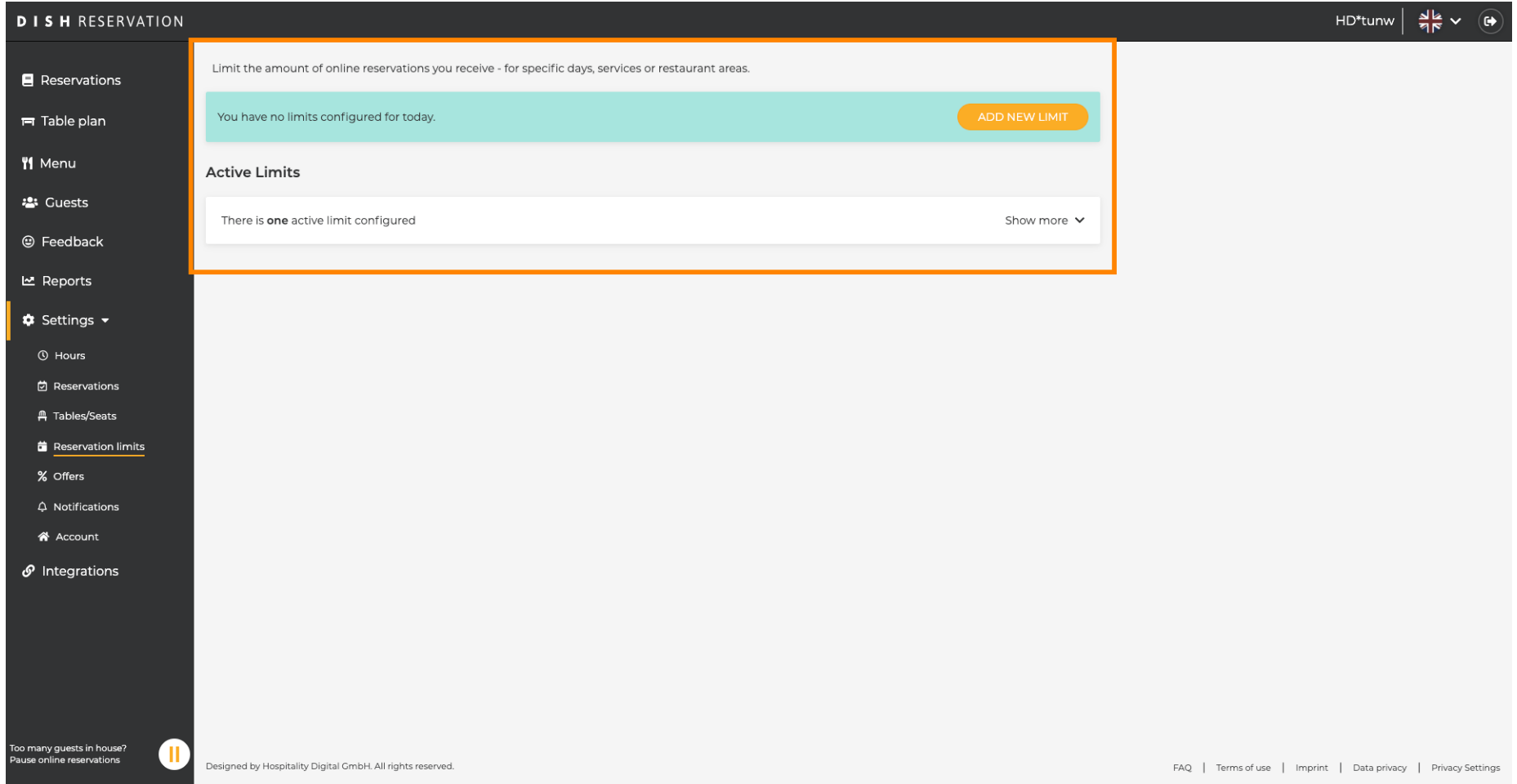


Rezervasyon limitleri 'ni tıklayın .



The screenshot shows the DISH RESERVATION dashboard. The sidebar on the left contains the following menu items: Reservations, Table plan, Menu, Guests, Feedback, Reports, Settings (with a dropdown arrow), Hours, Reservations, Tables/Seats, **Reservation limits** (highlighted with an orange box), Offers, Notifications, Account, and Integrations. The main content area displays a notification at the top: "Have a walk-in customer? Received a reservation request over phone / email? Don't forget to add it to your reservation book!" with "WALK-IN" and "ADD RESERVATION" buttons. Below this is a date selector for "Tue, 13 Sep - Tue, 13 Sep". A message states: "You have no limits configured for the selected date." with an "Add a new limit" button. There are also filters for "All", "Completed", and "Upcoming", and statistics for "0" calendar icons, "0" people icons, and "0/13" table icons. A large empty area contains a "No reservations available" message with a person looking through binoculars icon and a "Print" button. The footer includes "Designed by Hospitality Digital GmbH. All rights reserved." and a help icon (question mark in a circle). The top right corner shows "HD\*tunw" and a language selector (UK flag).

 Tüm rezervasyon limitlerinizi gösteren bir pencere açılacaktır .



DISH RESERVATION

HD\*tunw

Reservations

Table plan

Menu

Guests

Feedback

Reports

Settings

Hours

Reservations

Tables/Seats

Reservation limits

Offers

Notifications

Account

Integrations

Limit the amount of online reservations you receive - for specific days, services or restaurant areas.

You have no limits configured for today. [ADD NEW LIMIT](#)

Active Limits

There is **one** active limit configured [Show more](#)

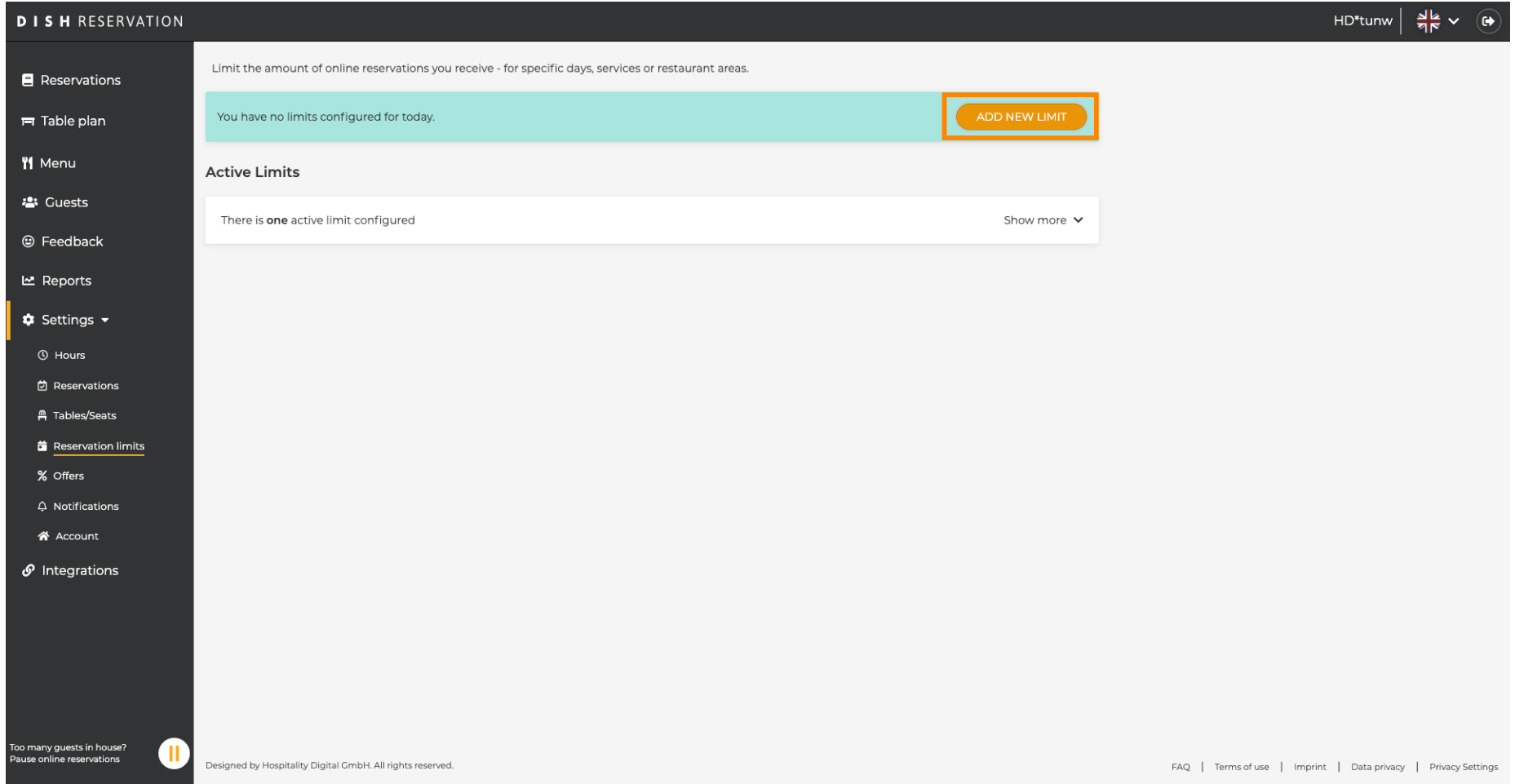
Too many guests in house?  
Pause online reservations

Designed by Hospitality Digital GmbH. All rights reserved.

FAQ | Terms of use | Imprint | Data privacy | Privacy Settings



Yeni çevrimiçi rezervasyon limitleri eklemek için **YENİ LİMİT EKLE'ye** tıklayın .



**DISH RESERVATION** HD\*tunw

Reservations  
Table plan  
Menu  
Guests  
Feedback  
Reports  
Settings  
Hours  
Reservations  
Tables/Seats  
Reservation limits  
Offers  
Notifications  
Account  
Integrations

Limit the amount of online reservations you receive - for specific days, services or restaurant areas.

You have no limits configured for today. [ADD NEW LIMIT](#)

**Active Limits**

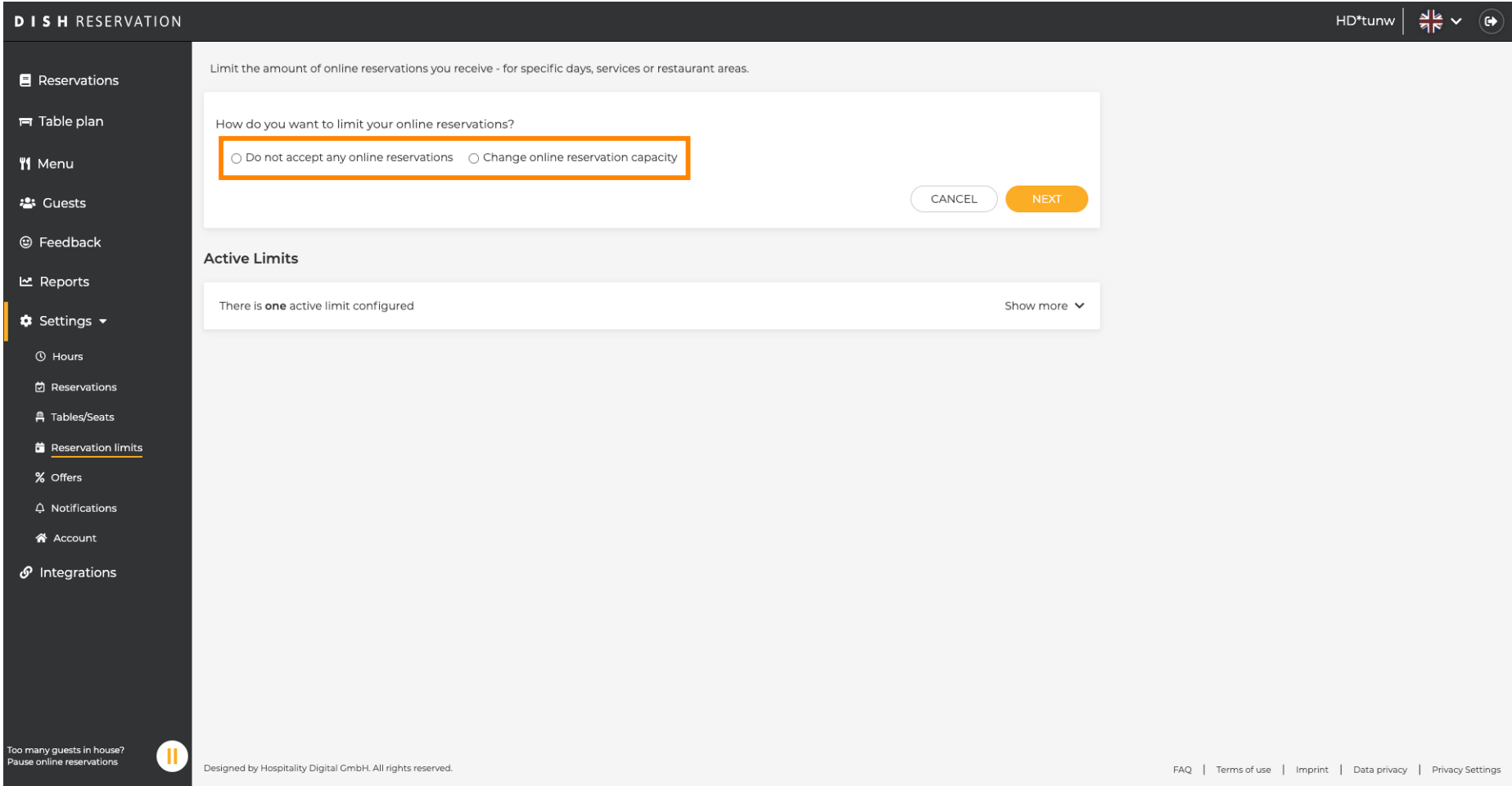
There is **one** active limit configured [Show more](#)

Too many guests in house?  
Pause online reservations

Designed by Hospitality Digital GmbH. All rights reserved.

[FAQ](#) | [Terms of use](#) | [Imprint](#) | [Data privacy](#) | [Privacy Settings](#)

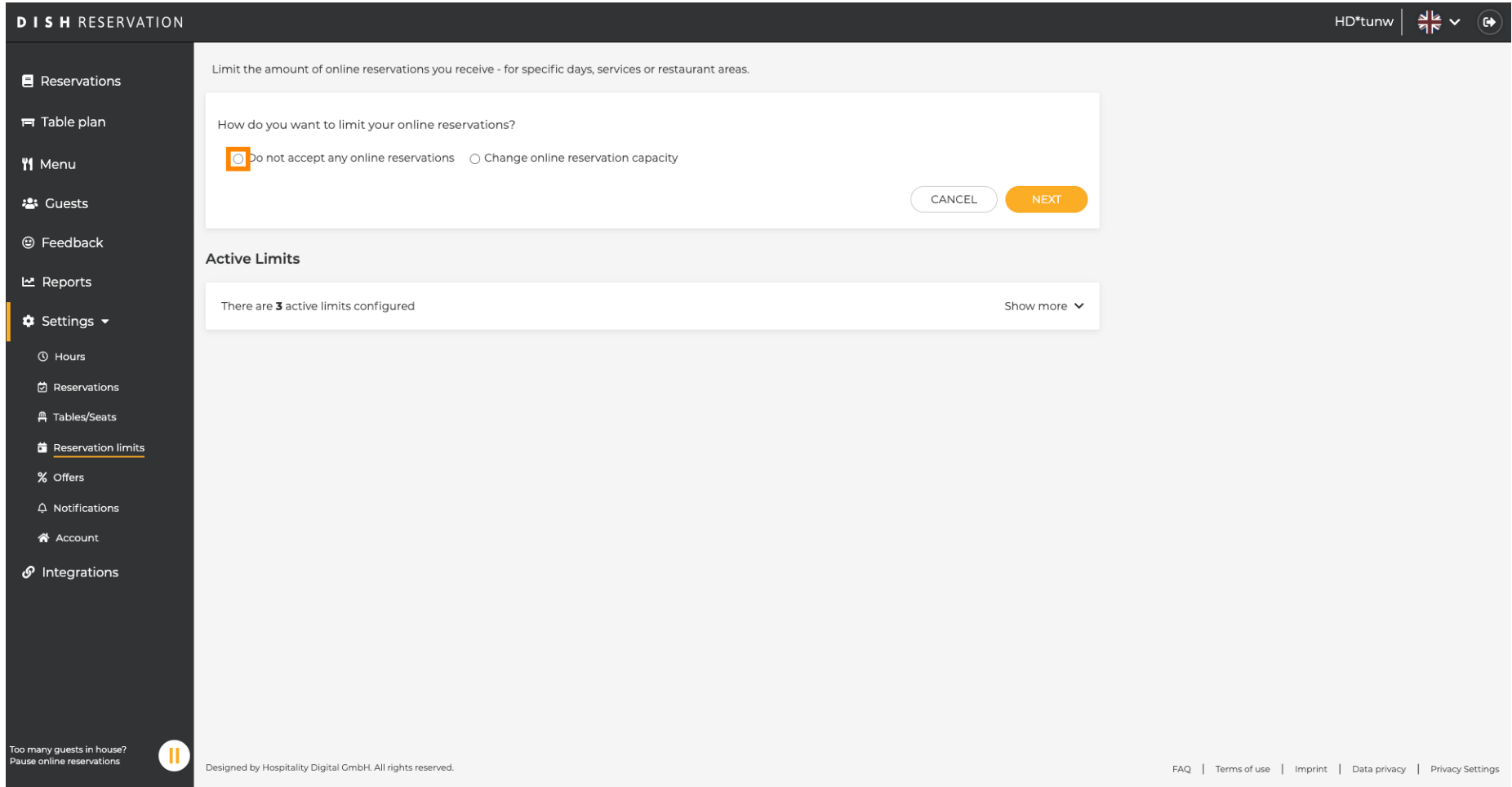
 Çevrimiçi rezervasyonlar için kapasitenizi sınırlamayı seçebilirsiniz.



The screenshot displays the DISH RESERVATION settings page. The left sidebar contains a navigation menu with items: Reservations, Table plan, Menu, Guests, Feedback, Reports, Settings (selected), Hours, Reservations, Tables/Seats, Reservation limits (highlighted), Offers, Notifications, Account, and Integrations. The main content area is titled 'Limit the amount of online reservations you receive - for specific days, services or restaurant areas.' It features a form with the question 'How do you want to limit your online reservations?' and two radio button options: 'Do not accept any online reservations' (selected) and 'Change online reservation capacity'. Below the form are 'CANCEL' and 'NEXT' buttons. Under the heading 'Active Limits', a message states 'There is one active limit configured' with a 'Show more' dropdown arrow. At the bottom left, there is a notification: 'Too many guests in house? Pause online reservations' with a pause icon. The footer includes 'Designed by Hospitality Digital GmbH. All rights reserved.' and a list of links: FAQ, Terms of use, Imprint, Data privacy, and Privacy Settings.



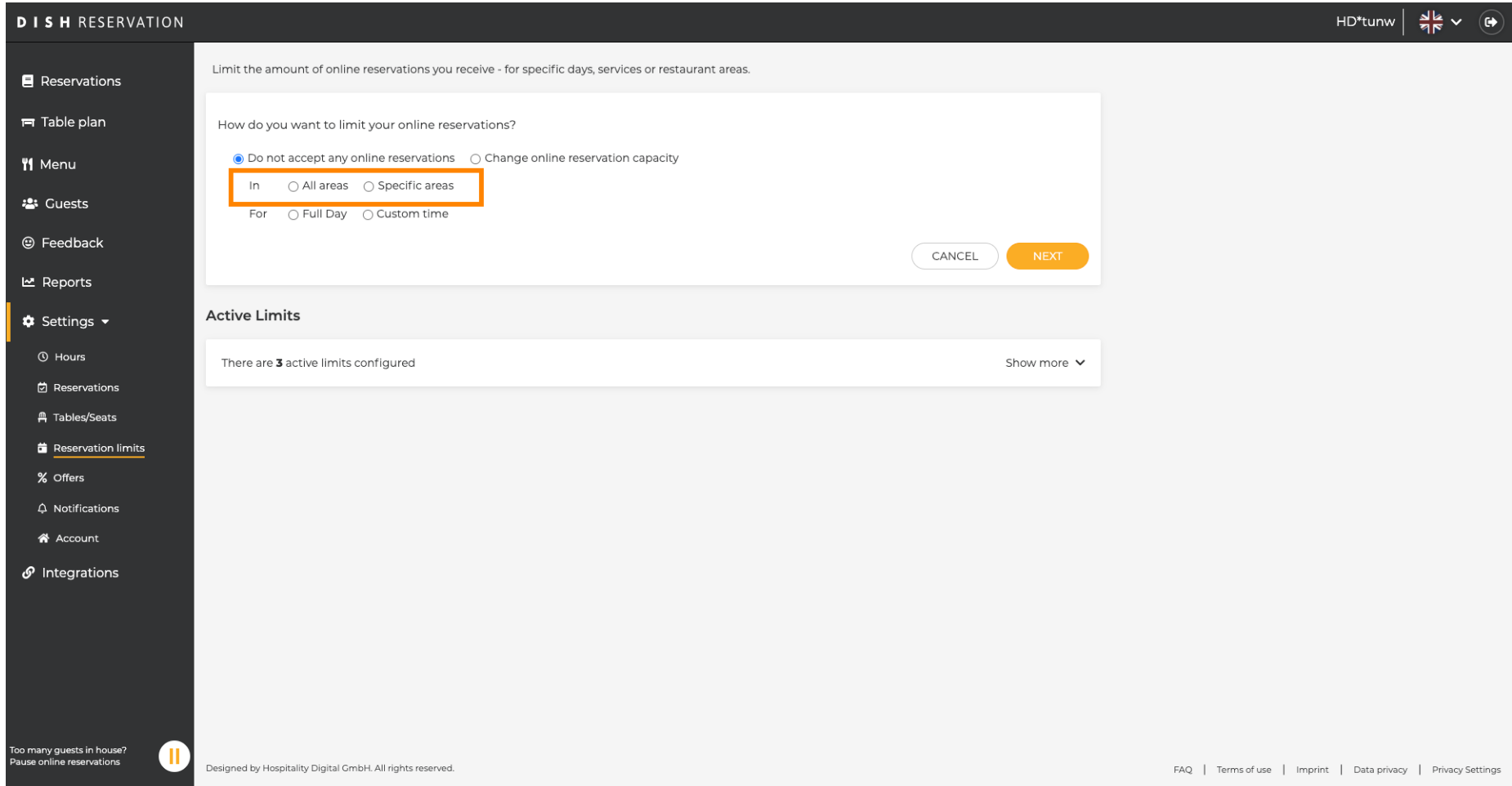
Çevrimiçi rezervasyonları devre dışı bırakmak için Herhangi bir çevrimiçi rezervasyonu kabul etme'ye tıklayın .



The screenshot shows the DISH Reservation settings page. The left sidebar contains a navigation menu with the following items: Reservations, Table plan, Menu, Guests, Feedback, Reports, Settings (selected), Hours, Reservations, Tables/Seats, Reservation limits (underlined), Offers, Notifications, Account, and Integrations. The main content area is titled 'Limit the amount of online reservations you receive - for specific days, services or restaurant areas.' Below this, a form asks 'How do you want to limit your online reservations?' with two radio button options: 'Do not accept any online reservations' (selected) and 'Change online reservation capacity'. There are 'CANCEL' and 'NEXT' buttons. Below the form, the 'Active Limits' section shows 'There are 3 active limits configured' with a 'Show more' dropdown arrow. At the bottom left, there is a notification: 'Too many guests in house? Pause online reservations' with a pause icon. At the bottom right, there are links for 'FAQ', 'Terms of use', 'Imprint', 'Data privacy', and 'Privacy Settings'. The footer text reads 'Designed by Hospitality Digital GmbH. All rights reserved.'



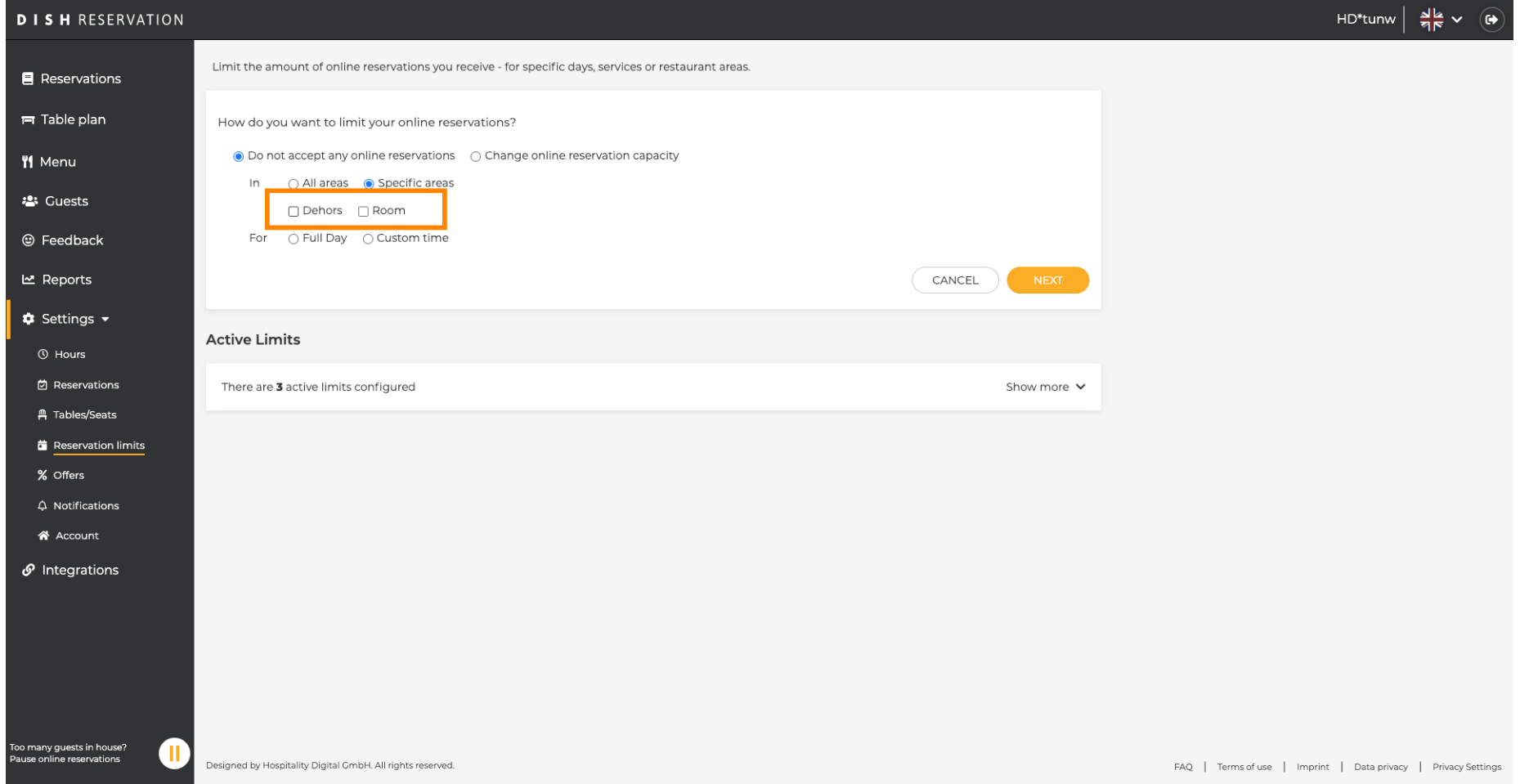
Tüm restoran veya belirli alanlar için çevrimiçi rezervasyonları geçici olarak durdurmak isteyip istemediğinizi seçin.



The screenshot displays the 'DISH RESERVATION' management interface. The top navigation bar includes the user name 'HD\*tunw', a language selector (UK flag), and a refresh icon. The left sidebar contains a menu with items: Reservations, Table plan, Menu, Guests, Feedback, Reports, Settings (expanded), Hours, Reservations, Tables/Seats, Reservation limits (highlighted), Offers, Notifications, Account, and Integrations. The main content area is titled 'Limit the amount of online reservations you receive - for specific days, services or restaurant areas.' It features a form with the question 'How do you want to limit your online reservations?' and two main options: 'Do not accept any online reservations' (selected) and 'Change online reservation capacity'. Under the selected option, there are three sub-options: 'In' (highlighted with an orange box), 'All areas', and 'Specific areas'. Below these, there are three 'For' options: 'Full Day' and 'Custom time'. The form includes 'CANCEL' and 'NEXT' buttons. Below the form, the 'Active Limits' section shows 'There are 3 active limits configured' with a 'Show more' dropdown. The footer contains a notification 'Too many guests in house? Pause online reservations' with a pause icon, the text 'Designed by Hospitality Digital GmbH. All rights reserved.', and a list of links: FAQ, Terms of use, Imprint, Data privacy, and Privacy Settings.



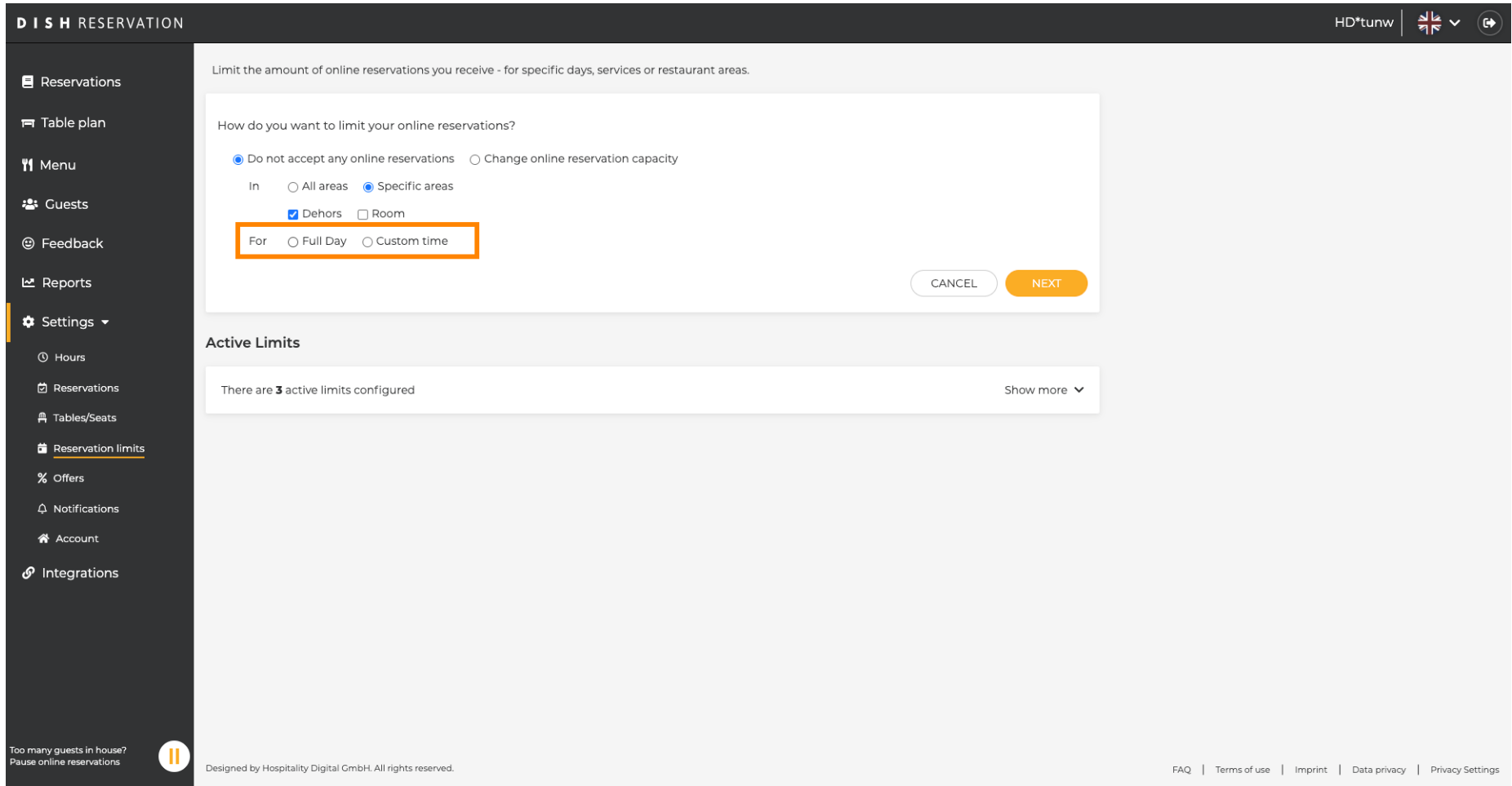
Çevrimiçi rezervasyonları devre dışı bırakmak istediğiniz alanları seçin.



The screenshot displays the DISH Reservation management interface. The left sidebar contains a navigation menu with the following items: Reservations, Table plan, Menu, Guests, Feedback, Reports, Settings (expanded), Hours, Reservations, Tables/Seats, Reservation limits (highlighted), Offers, Notifications, Account, and Integrations. The main content area is titled 'Limit the amount of online reservations you receive - for specific days, services or restaurant areas.' It features a form with the question 'How do you want to limit your online reservations?' and two main options: 'Do not accept any online reservations' (selected) and 'Change online reservation capacity'. Under 'Change online reservation capacity', there are two sub-sections: 'In' and 'For'. The 'In' section has two radio buttons: 'All areas' and 'Specific areas' (selected). Below 'Specific areas', there are two checkboxes: 'Dehors' and 'Room', both of which are highlighted with an orange box. The 'For' section has two radio buttons: 'Full Day' and 'Custom time'. At the bottom of the form are 'CANCEL' and 'NEXT' buttons. Below the form, there is a section titled 'Active Limits' which states 'There are 3 active limits configured' and includes a 'Show more' link. The footer contains the text 'Designed by Hospitality Digital GmbH. All rights reserved.' and a list of links: FAQ, Terms of use, Imprint, Data privacy, and Privacy Settings.



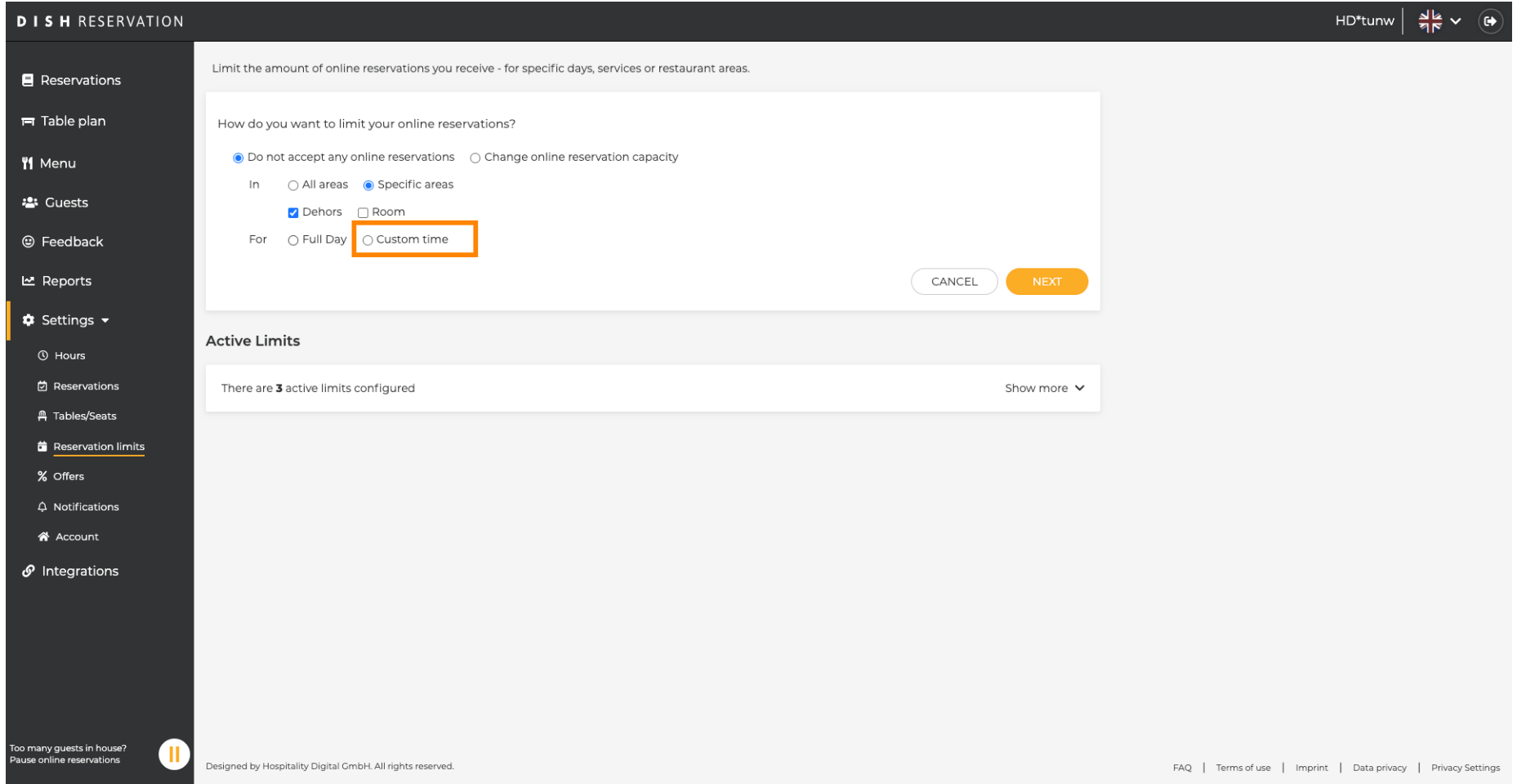
Online rezervasyonları tam gün mü yoksa birkaç saatliğine mi (özel zaman) durdurmak istediğinizi seçin.



The screenshot shows the DISH RESERVATION settings page. The left sidebar contains navigation options: Reservations, Table plan, Menu, Guests, Feedback, Reports, Settings (expanded), Hours, Reservations, Tables/Seats, Reservation limits (highlighted), Offers, Notifications, Account, and Integrations. The main content area is titled "Limit the amount of online reservations you receive - for specific days, services or restaurant areas." It asks "How do you want to limit your online reservations?" with two main options: "Do not accept any online reservations" (selected) and "Change online reservation capacity". Under "Change online reservation capacity", there are sub-options: "In" (selected) and "Out". Under "In", there are "All areas" and "Specific areas" (selected). Under "Specific areas", there are "Dehors" (checked) and "Room" (unchecked). Below these, there are three radio buttons: "For" (selected), "Full Day", and "Custom time". The "For" option is highlighted with an orange box. At the bottom right of the form are "CANCEL" and "NEXT" buttons. Below the form is a section titled "Active Limits" which states "There are 3 active limits configured" and has a "Show more" link. The footer contains a notification "Too many guests in house? Pause online reservations" with a pause icon, the text "Designed by Hospitality Digital GmbH. All rights reserved.", and a list of links: FAQ, Terms of use, Imprint, Data privacy, and Privacy Settings.

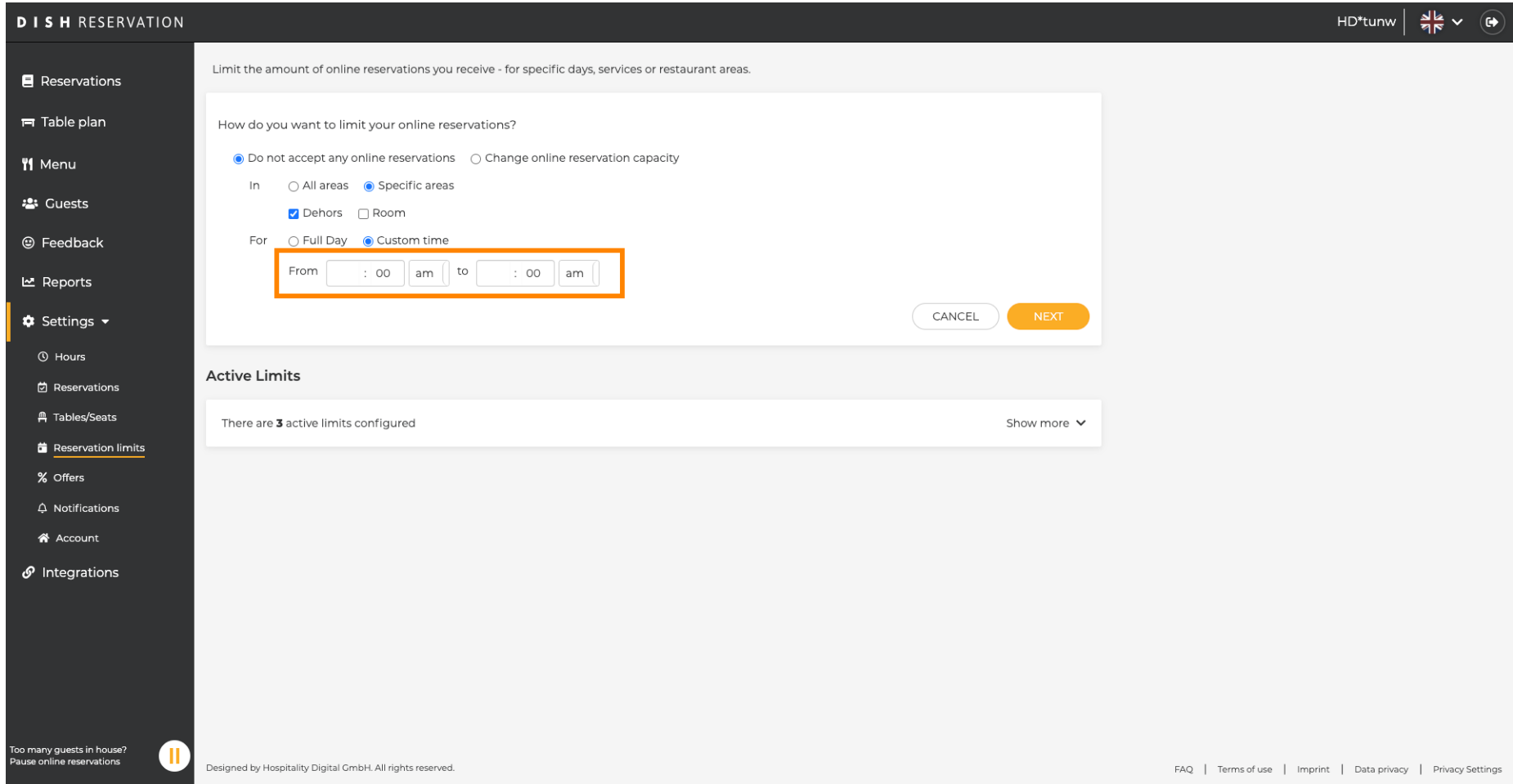


Özel zaman seçeneğine tıklayın .





The screenshot shows the DISH RESERVATION settings page. The left sidebar contains a navigation menu with the following items: Reservations, Table plan, Menu, Guests, Feedback, Reports, Settings (expanded), Hours, Reservations, Tables/Seats, Reservation limits (highlighted), Offers, Notifications, Account, and Integrations. The main content area is titled 'Limit the amount of online reservations you receive - for specific days, services or restaurant areas.' It contains a form with the question 'How do you want to limit your online reservations?' and the following options: 'Do not accept any online reservations' (selected), 'Change online reservation capacity', 'In' (All areas, Specific areas), 'Dehors' (checked), 'Room', and 'For' (Full Day, Custom time). The 'Custom time' option is highlighted with an orange box. Below the form are 'CANCEL' and 'NEXT' buttons. Underneath, there is a section titled 'Active Limits' with a message: 'There are 3 active limits configured' and a 'Show more' link. At the bottom left, there is a notification: 'Too many guests in house? Pause online reservations' with a pause icon. At the bottom right, there is a footer with the text 'Designed by Hospitality Digital GmbH. All rights reserved.' and a list of links: FAQ, Terms of use, Imprint, Data privacy, Privacy Settings.


## Zaman aralığını seçin .




The screenshot shows the DISH RESERVATION settings interface. The left sidebar contains navigation options: Reservations, Table plan, Menu, Guests, Feedback, Reports, Settings (expanded), Hours, Reservations, Tables/Seats, Reservation limits (highlighted), Offers, Notifications, Account, and Integrations. The main content area is titled 'Limit the amount of online reservations you receive - for specific days, services or restaurant areas.' It asks 'How do you want to limit your online reservations?' with options: 'Do not accept any online reservations' (selected) and 'Change online reservation capacity'. Under 'Change online reservation capacity', there are options for 'In' (All areas, Specific areas) and 'For' (Full Day, Custom time). The 'Custom time' option is selected, and a time range is set from ': 00 am' to ': 00 am'. Below this, the 'Active Limits' section shows 'There are 3 active limits configured' with a 'Show more' link. The footer includes 'Too many guests in house? Pause online reservations' and 'Designed by Hospitality Digital GmbH. All rights reserved.' along with links for FAQ, Terms of use, Imprint, Data privacy, and Privacy Settings.

 İleri'ye tıklayın .

**DISH RESERVATION** HD\*tunw  

- Reservations
- Table plan
- Menu
- Guests
- Feedback
- Reports
- Settings** 
- Hours
- Reservations
- Tables/Seats
- Reservation limits
- Offers
- Notifications
- Account
- Integrations

Too many guests in house?  
Pause online reservations 

Designed by Hospitality Digital GmbH. All rights reserved.

FAQ | Terms of use | Imprint | Data privacy | Privacy Settings

Limit the amount of online reservations you receive - for specific days, services or restaurant areas.

How do you want to limit your online reservations?

Do not accept any online reservations  Change online reservation capacity


In  All areas  Specific areas

Dehors  Room

For  Full Day  Custom time

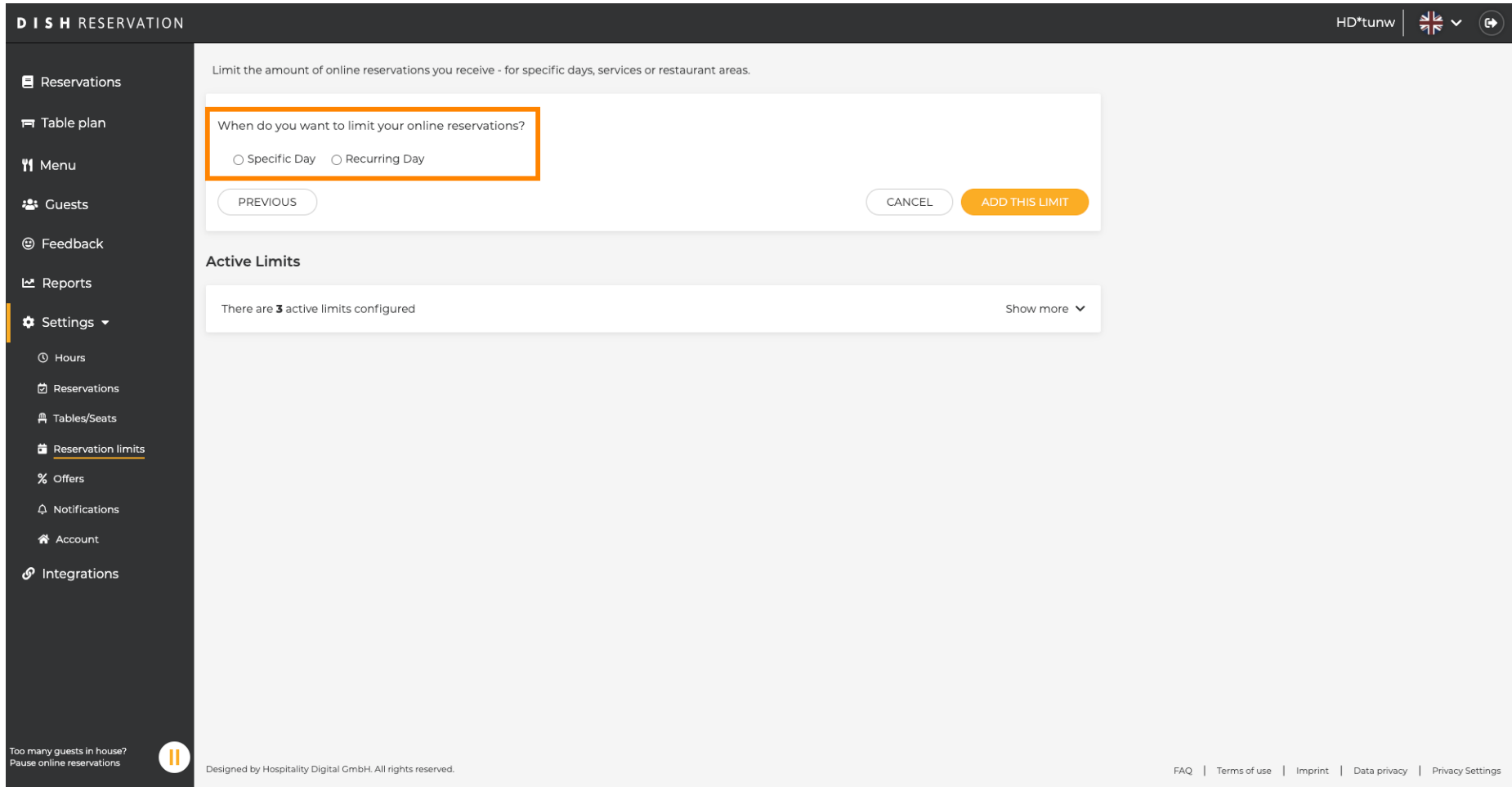
From   to

**Active Limits**

There are **3** active limits configured Show more 

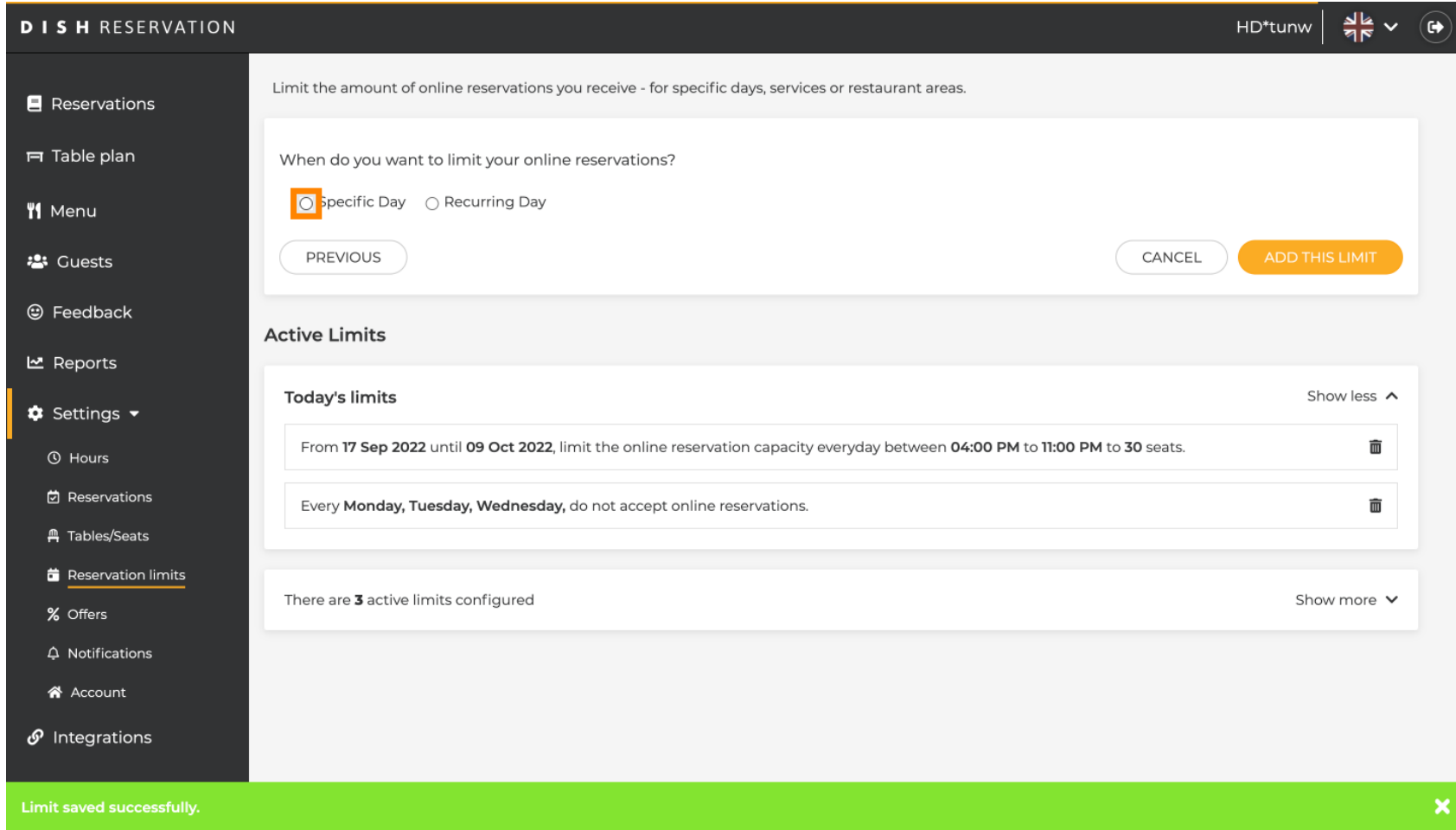




**Belirli bir günde** veya **yinelenen bir günde** (örneğin her Pazartesi) çevrimiçi rezervasyonları devre dışı bırakmak isteyip istemediğinizi seçin . Öncelikli seçeneğe tıklayın ve zaman aralıklarını belirtin.



The screenshot shows the DISH Reservation settings page. The left sidebar contains navigation options: Reservations, Table plan, Menu, Guests, Feedback, Reports, Settings (selected), Hours, Reservations, Tables/Seats, Reservation limits (underlined), Offers, Notifications, Account, and Integrations. The main content area is titled "Limit the amount of online reservations you receive - for specific days, services or restaurant areas." It features a form with the question "When do you want to limit your online reservations?" and two radio button options: "Specific Day" (selected) and "Recurring Day". Below the form are three buttons: "PREVIOUS", "CANCEL", and "ADD THIS LIMIT". Underneath the form is a section titled "Active Limits" with a message "There are 3 active limits configured" and a "Show more" link. The footer includes a notification "Too many guests in house? Pause online reservations" and a copyright notice "© 2022 Hospitality Digital GmbH. All rights reserved." along with links for "FAQ", "Terms of use", "Imprint", "Data privacy", and "Privacy Settings".

## Belirli Gün'e tıklayın .



**DISH RESERVATION** HD\*tunw  

Limit the amount of online reservations you receive - for specific days, services or restaurant areas.



When do you want to limit your online reservations?

Specific Day  Recurring Day


[PREVIOUS](#) [CANCEL](#) [ADD THIS LIMIT](#)

### Active Limits

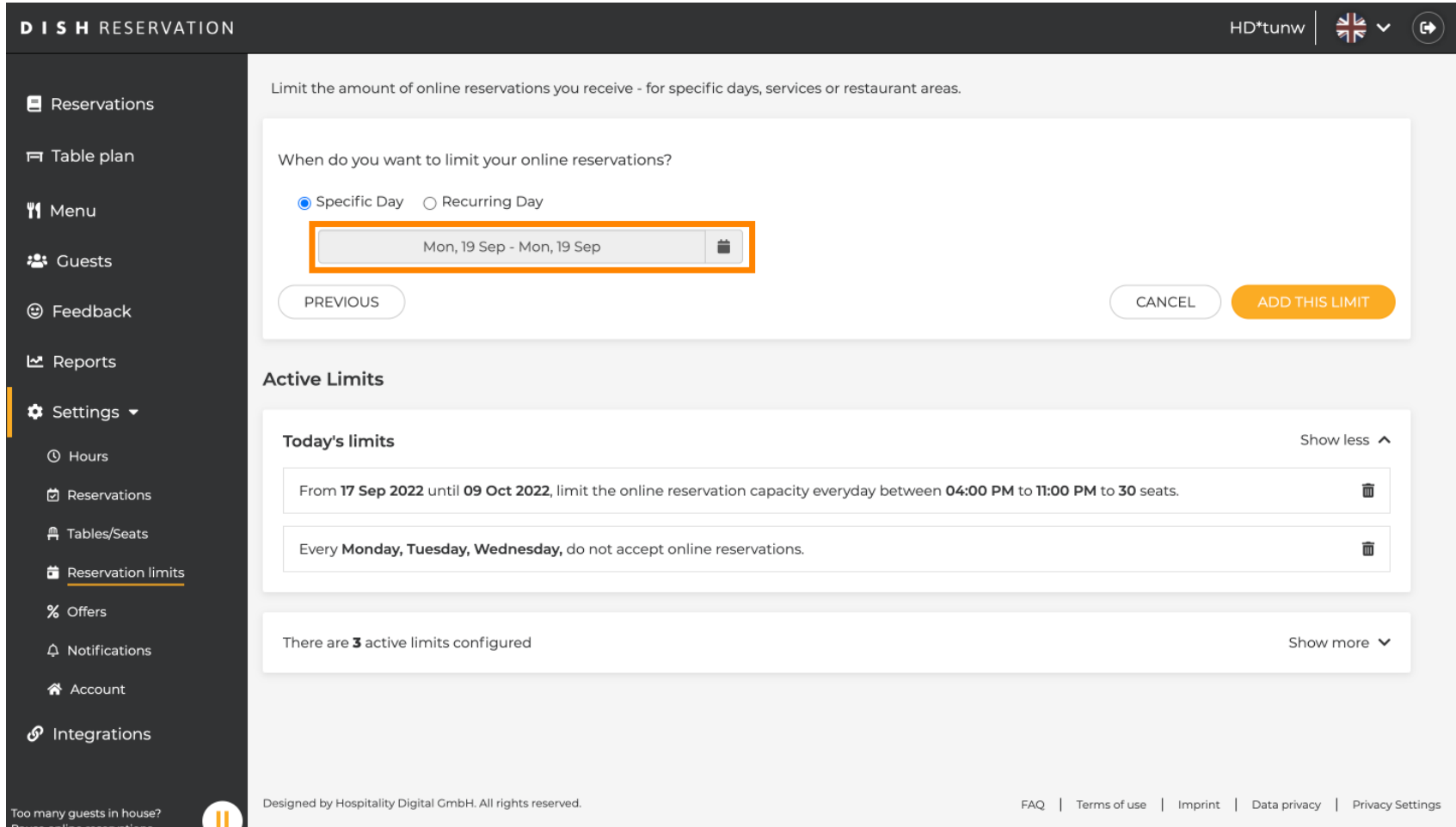
**Today's limits** [Show less ^](#)

- From 17 Sep 2022 until 09 Oct 2022, limit the online reservation capacity everyday between 04:00 PM to 11:00 PM to 30 seats. 
- Every Monday, Tuesday, Wednesday, do not accept online reservations. 

There are **3** active limits configured [Show more v](#)

Limit saved successfully. 

## Takvime tıklayın .

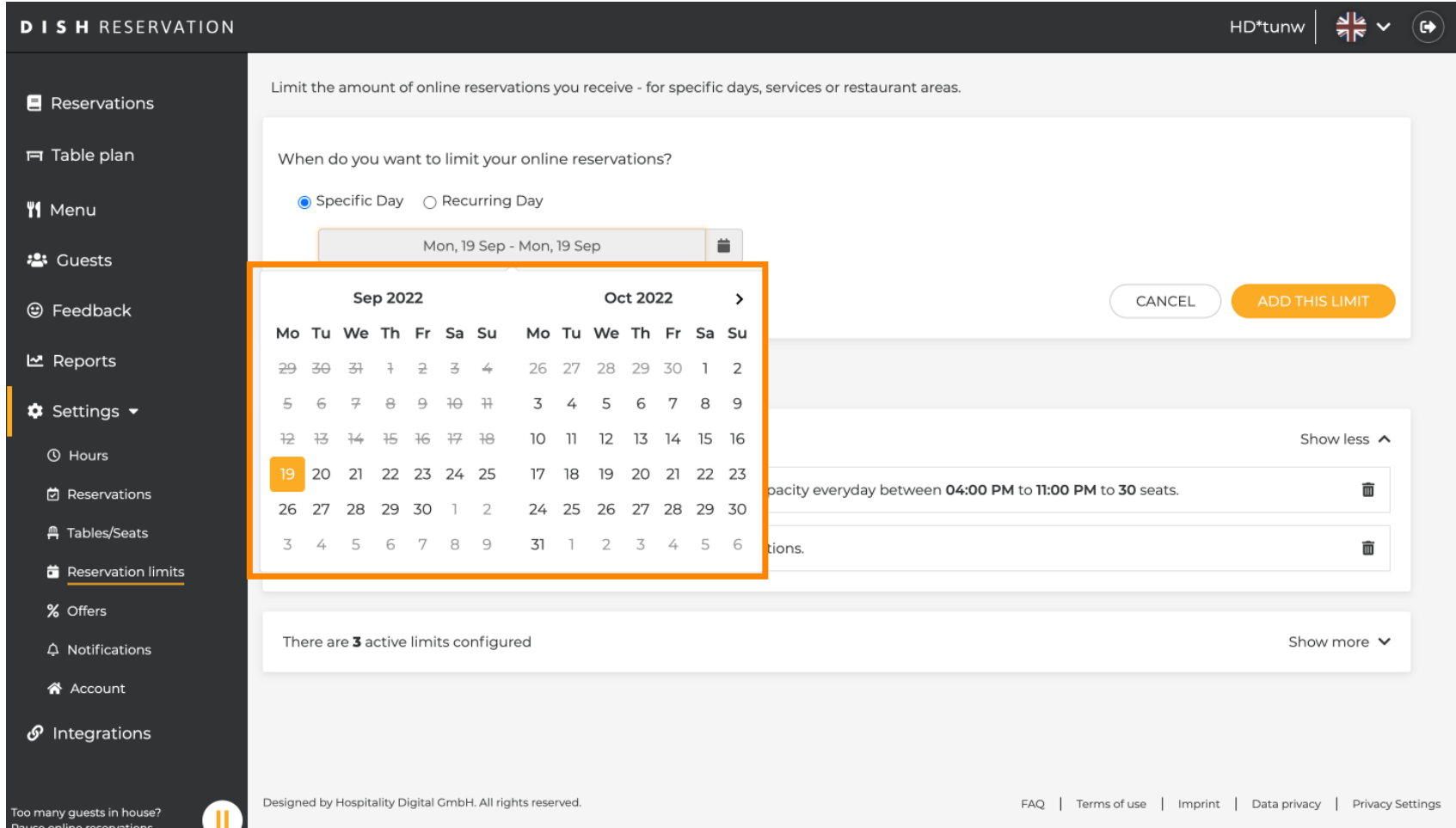


The screenshot shows the 'DISH RESERVATION' interface. The left sidebar contains navigation options: Reservations, Table plan, Menu, Guests, Feedback, Reports, Settings (selected), Hours, Reservations, Tables/Seats, Reservation limits (highlighted), Offers, Notifications, Account, and Integrations. The main content area is titled 'Limit the amount of online reservations you receive - for specific days, services or restaurant areas.' It asks 'When do you want to limit your online reservations?' with radio buttons for 'Specific Day' (selected) and 'Recurring Day'. A date range 'Mon, 19 Sep - Mon, 19 Sep' is highlighted with an orange box. Below are 'PREVIOUS', 'CANCEL', and 'ADD THIS LIMIT' buttons. The 'Active Limits' section shows 'Today's limits' with two entries: 'From 17 Sep 2022 until 09 Oct 2022, limit the online reservation capacity everyday between 04:00 PM to 11:00 PM to 30 seats.' and 'Every Monday, Tuesday, Wednesday, do not accept online reservations.' A summary bar indicates 'There are 3 active limits configured'. The footer includes 'Designed by Hospitality Digital GmbH. All rights reserved.' and links for FAQ, Terms of use, Imprint, Data privacy, and Privacy Settings.





Online rezervasyon limitleri belirlemek istediğiniz bir **gün** veya **tarikh aralığı** seçin.



**DISH RESERVATION** HD\*tunw

Limit the amount of online reservations you receive - for specific days, services or restaurant areas.

When do you want to limit your online reservations?

Specific Day  Recurring Day

Mon, 19 Sep - Mon, 19 Sep

Sep 2022							Oct 2022							>
Mo	Tu	We	Th	Fr	Sa	Su	Mo	Tu	We	Th	Fr	Sa	Su	
29	30	31	1	2	3	4	26	27	28	29	30	1	2	
5	6	7	8	9	10	11	3	4	5	6	7	8	9	
12	13	14	15	16	17	18	10	11	12	13	14	15	16	
19	20	21	22	23	24	25	17	18	19	20	21	22	23	
26	27	28	29	30	1	2	24	25	26	27	28	29	30	
3	4	5	6	7	8	9	31	1	2	3	4	5	6	

CANCEL ADD THIS LIMIT

capacity everyday between 04:00 PM to 11:00 PM to 30 seats.

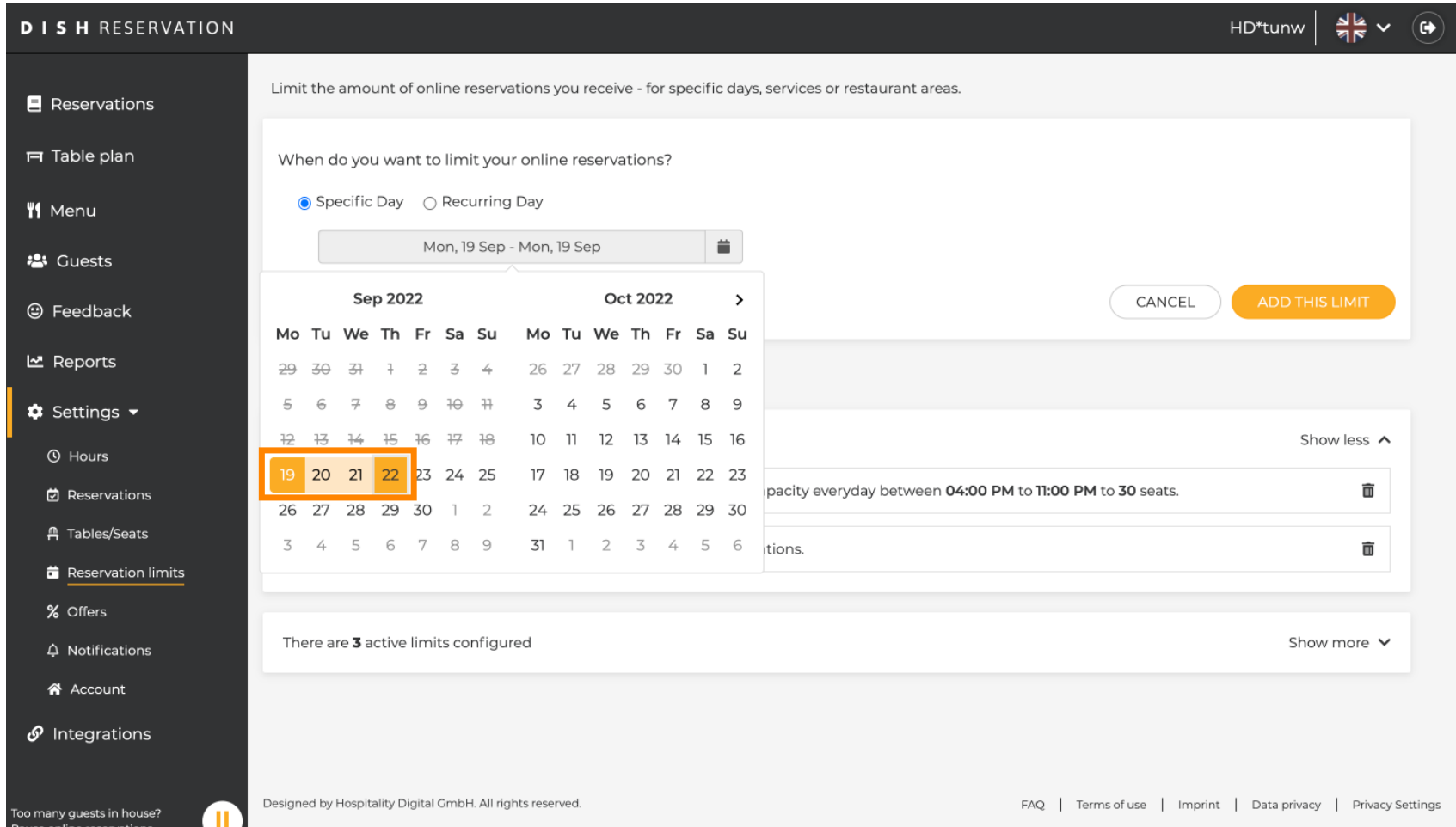
There are 3 active limits configured

Designed by Hospitality Digital GmbH. All rights reserved.

FAQ | Terms of use | Imprint | Data privacy | Privacy Settings



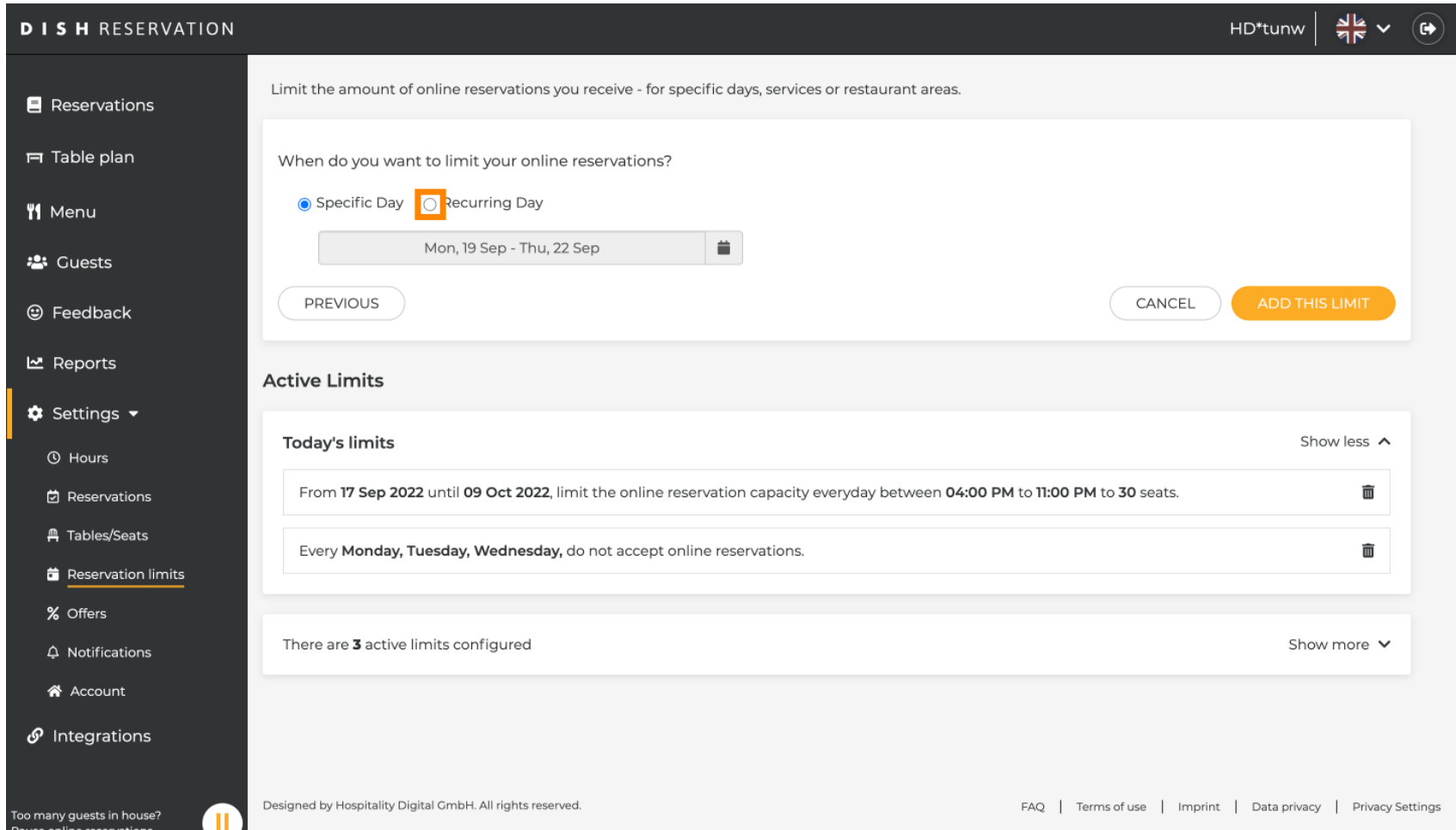
Bu, belirli bir tarih aralığı için sınırların nasıl devre dışı bırakılacağına ilişkin bir örnektir.



The screenshot displays the DISH RESERVATION management interface. The left sidebar contains navigation options: Reservations, Table plan, Menu, Guests, Feedback, Reports, Settings (expanded), Hours, Reservations, Tables/Seats, Reservation limits (highlighted), Offers, Notifications, Account, and Integrations. The main content area is titled "Limit the amount of online reservations you receive - for specific days, services or restaurant areas." It asks "When do you want to limit your online reservations?" with radio buttons for "Specific Day" (selected) and "Recurring Day". A date range selector shows "Mon, 19 Sep - Mon, 19 Sep". A calendar view for Sep 2022 and Oct 2022 is shown, with the dates 19, 20, 21, and 22 highlighted in orange. Below the calendar, there are two active limits configured, each with a trash icon for deletion. The first limit is "Capacity everyday between 04:00 PM to 11:00 PM to 30 seats." The second limit is partially visible as "itions." There are "CANCEL" and "ADD THIS LIMIT" buttons. At the bottom, it states "There are 3 active limits configured" with a "Show more" link. The footer includes "Designed by Hospitality Digital GmbH. All rights reserved." and links for FAQ, Terms of use, Imprint, Data privacy, and Privacy Settings.

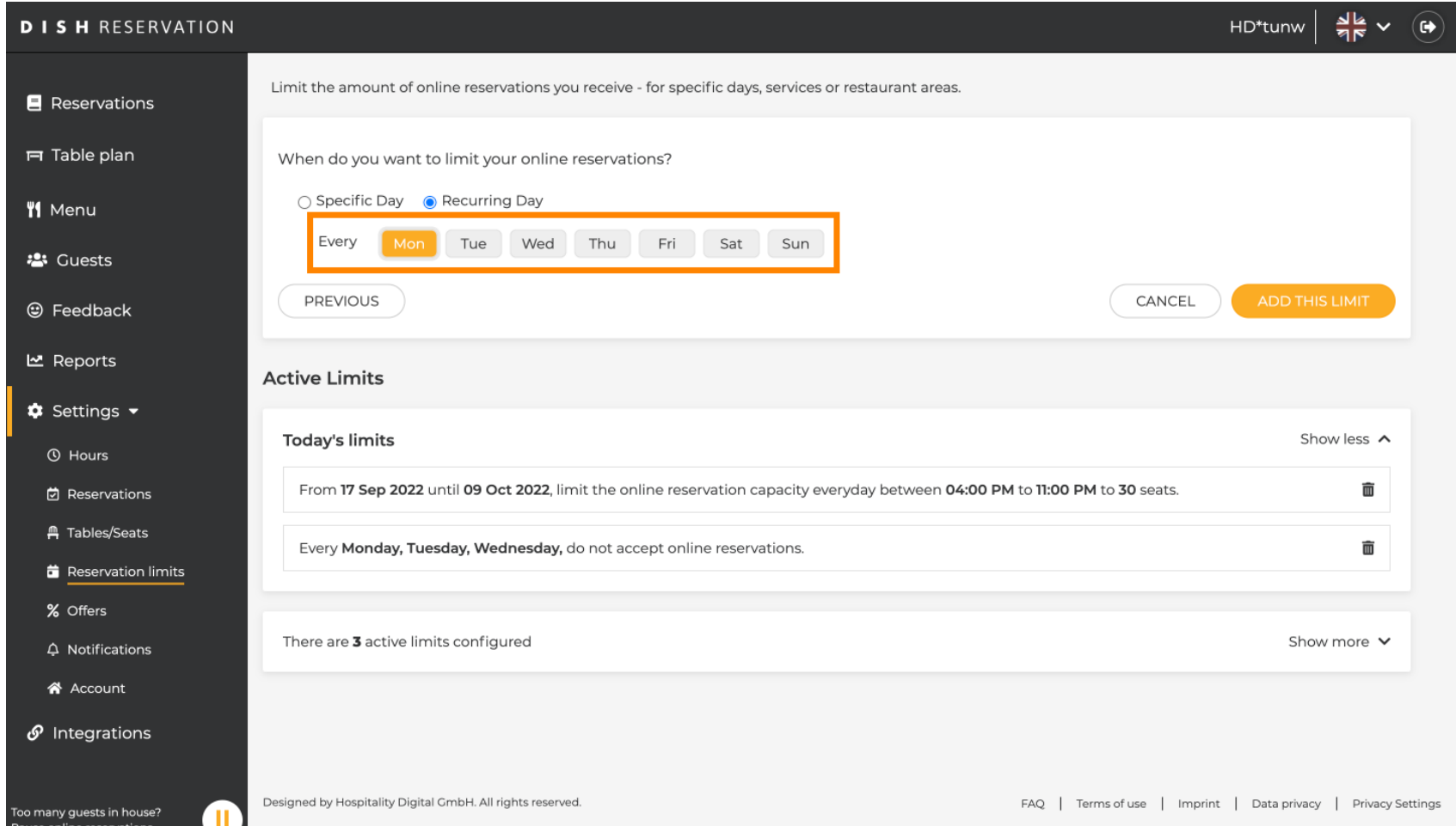


Çevrimiçi rezervasyonu normal günlerde (örn. her Pazar) sınırlamak istiyorsanız **Yinelenen Gün'**e tıklayın .



The screenshot shows the DISH RESERVATION settings interface. The left sidebar contains navigation options: Reservations, Table plan, Menu, Guests, Feedback, Reports, Settings (selected), Hours, Reservations, Tables/Seats, Reservation limits (underlined), Offers, Notifications, Account, and Integrations. The main content area is titled "Limit the amount of online reservations you receive - for specific days, services or restaurant areas." It asks "When do you want to limit your online reservations?" with two radio buttons: "Specific Day" (selected) and "Recurring Day" (highlighted with an orange box). Below the radio buttons is a date range selector showing "Mon, 19 Sep - Thu, 22 Sep" with a calendar icon. There are three buttons: "PREVIOUS", "CANCEL", and "ADD THIS LIMIT" (highlighted in orange). Below this is the "Active Limits" section, which shows "Today's limits" with two entries: "From 17 Sep 2022 until 09 Oct 2022, limit the online reservation capacity everyday between 04:00 PM to 11:00 PM to 30 seats." and "Every Monday, Tuesday, Wednesday, do not accept online reservations." There are trash icons next to each entry. A summary bar indicates "There are 3 active limits configured" with a "Show more" dropdown. The footer contains "Designed by Hospitality Digital GmbH. All rights reserved." and links for "FAQ", "Terms of use", "Imprint", "Data privacy", and "Privacy Settings".

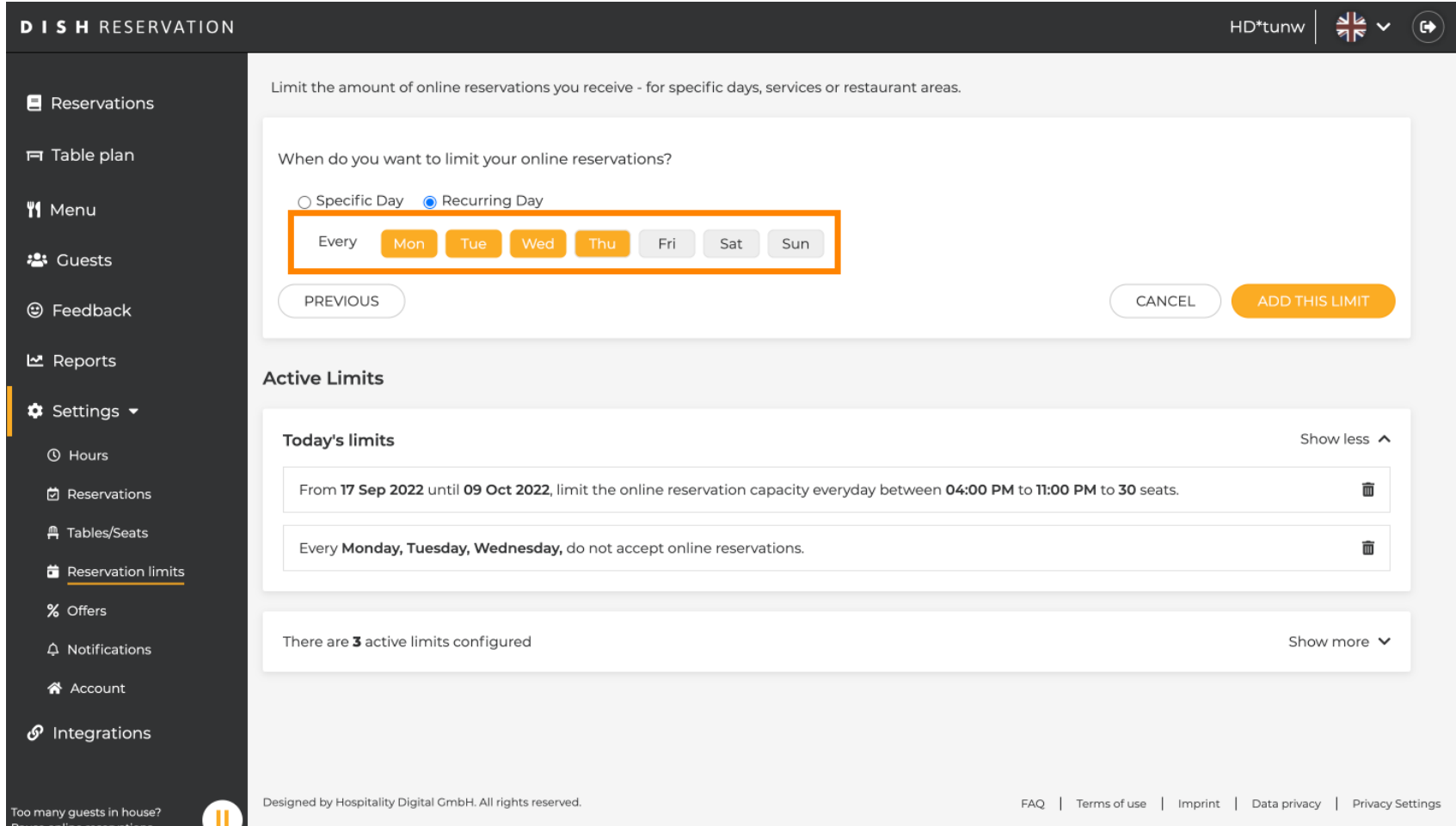
 Bir veya birkaç güne tıklayarak gününüzü veya günlerinizi seçin .



The screenshot shows the 'DISH RESERVATION' management interface. The left sidebar contains navigation options: Reservations, Table plan, Menu, Guests, Feedback, Reports, Settings (selected), Hours, Reservations, Tables/Seats, Reservation limits (underlined), Offers, Notifications, Account, and Integrations. The main content area is titled 'Limit the amount of online reservations you receive - for specific days, services or restaurant areas.' It asks 'When do you want to limit your online reservations?' with two radio buttons: 'Specific Day' and 'Recurring Day' (selected). Below this, there is a row of buttons for days of the week: 'Every', 'Mon' (highlighted with an orange box), 'Tue', 'Wed', 'Thu', 'Fri', 'Sat', and 'Sun'. At the bottom of this section are 'PREVIOUS', 'CANCEL', and 'ADD THIS LIMIT' buttons. Below this is the 'Active Limits' section, which shows 'Today's limits' with two entries: 'From 17 Sep 2022 until 09 Oct 2022, limit the online reservation capacity everyday between 04:00 PM to 11:00 PM to 30 seats.' and 'Every Monday, Tuesday, Wednesday, do not accept online reservations.' There are also 'Show less' and 'Show more' links. At the bottom, it states 'There are 3 active limits configured'. The footer includes 'Designed by Hospitality Digital GmbH. All rights reserved.' and links for 'FAQ', 'Terms of use', 'Imprint', 'Data privacy', and 'Privacy Settings'.



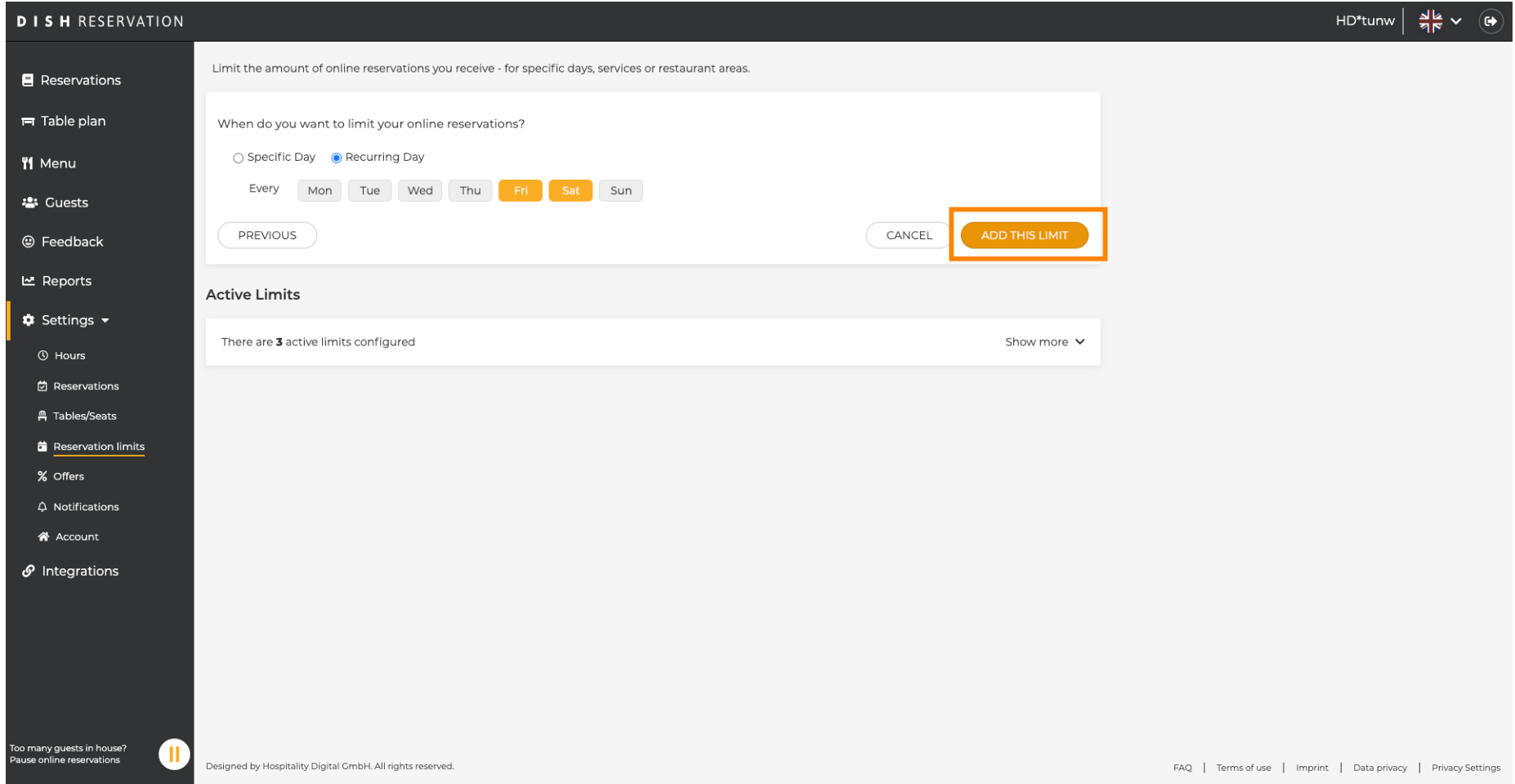
Bu, belirtilen yinelenen günler için bir örnektir.



The screenshot shows the DISH RESERVATION settings page. The left sidebar contains navigation options: Reservations, Table plan, Menu, Guests, Feedback, Reports, Settings (selected), Hours, Reservations, Tables/Seats, Reservation limits, Offers, Notifications, Account, and Integrations. The main content area is titled "Limit the amount of online reservations you receive - for specific days, services or restaurant areas." It asks "When do you want to limit your online reservations?" with two radio buttons: "Specific Day" and "Recurring Day" (selected). Below this, there are buttons for "Every", "Mon", "Tue", "Wed", "Thu", "Fri", "Sat", and "Sun". The "Mon", "Tue", "Wed", and "Thu" buttons are highlighted with an orange border. At the bottom of this section are "PREVIOUS", "CANCEL", and "ADD THIS LIMIT" buttons. Below this is the "Active Limits" section, which shows "Today's limits" with two entries: "From 17 Sep 2022 until 09 Oct 2022, limit the online reservation capacity everyday between 04:00 PM to 11:00 PM to 30 seats." and "Every Monday, Tuesday, Wednesday, do not accept online reservations." There are also "Show less" and "Show more" links. At the bottom, it says "There are 3 active limits configured". The footer contains "Designed by Hospitality Digital GmbH. All rights reserved." and links for "FAQ", "Terms of use", "Imprint", "Data privacy", and "Privacy Settings".

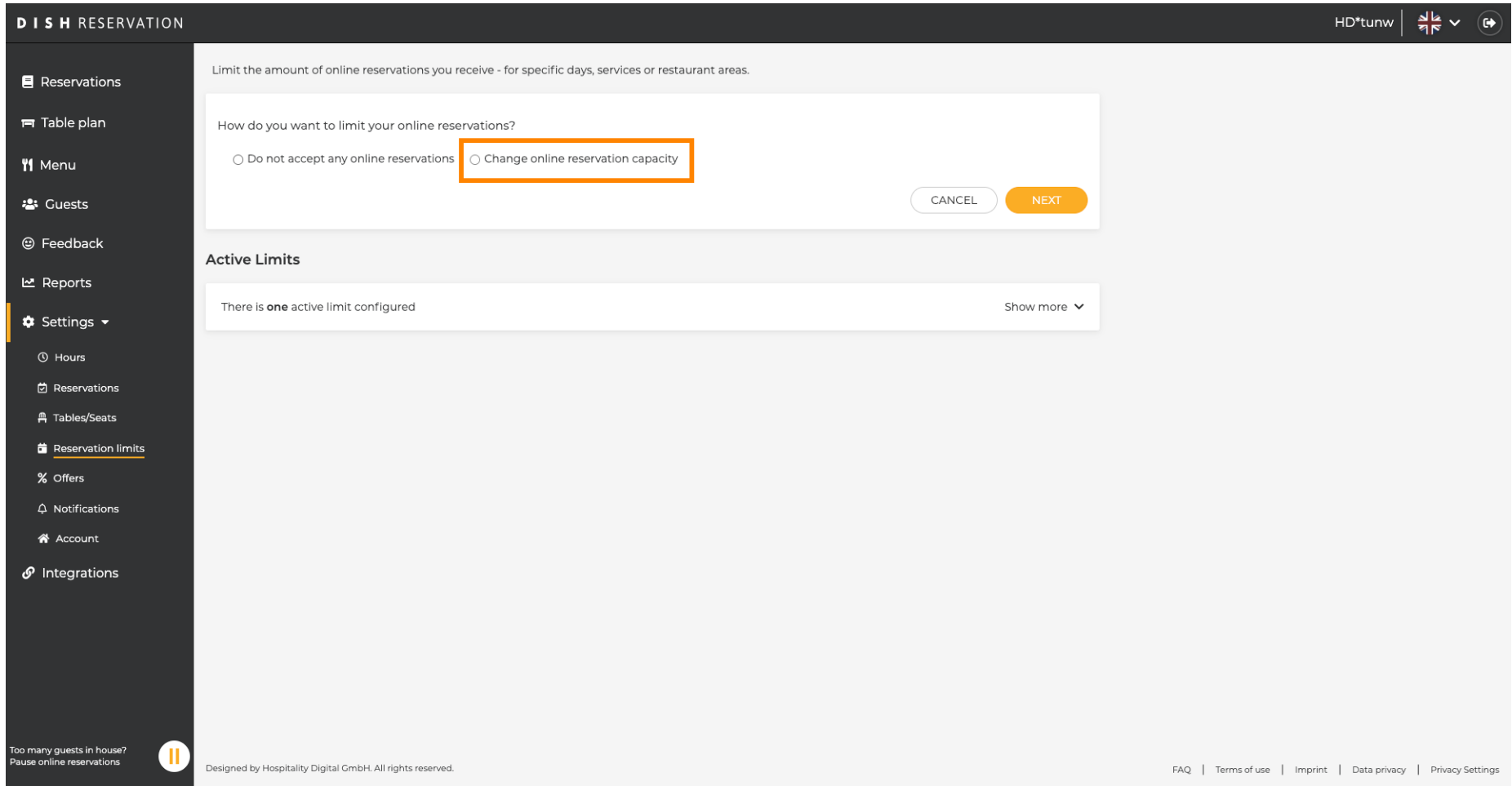


Bilgiler belirlendikten sonra **Bu limiti ekle** 'yi tıklayın .





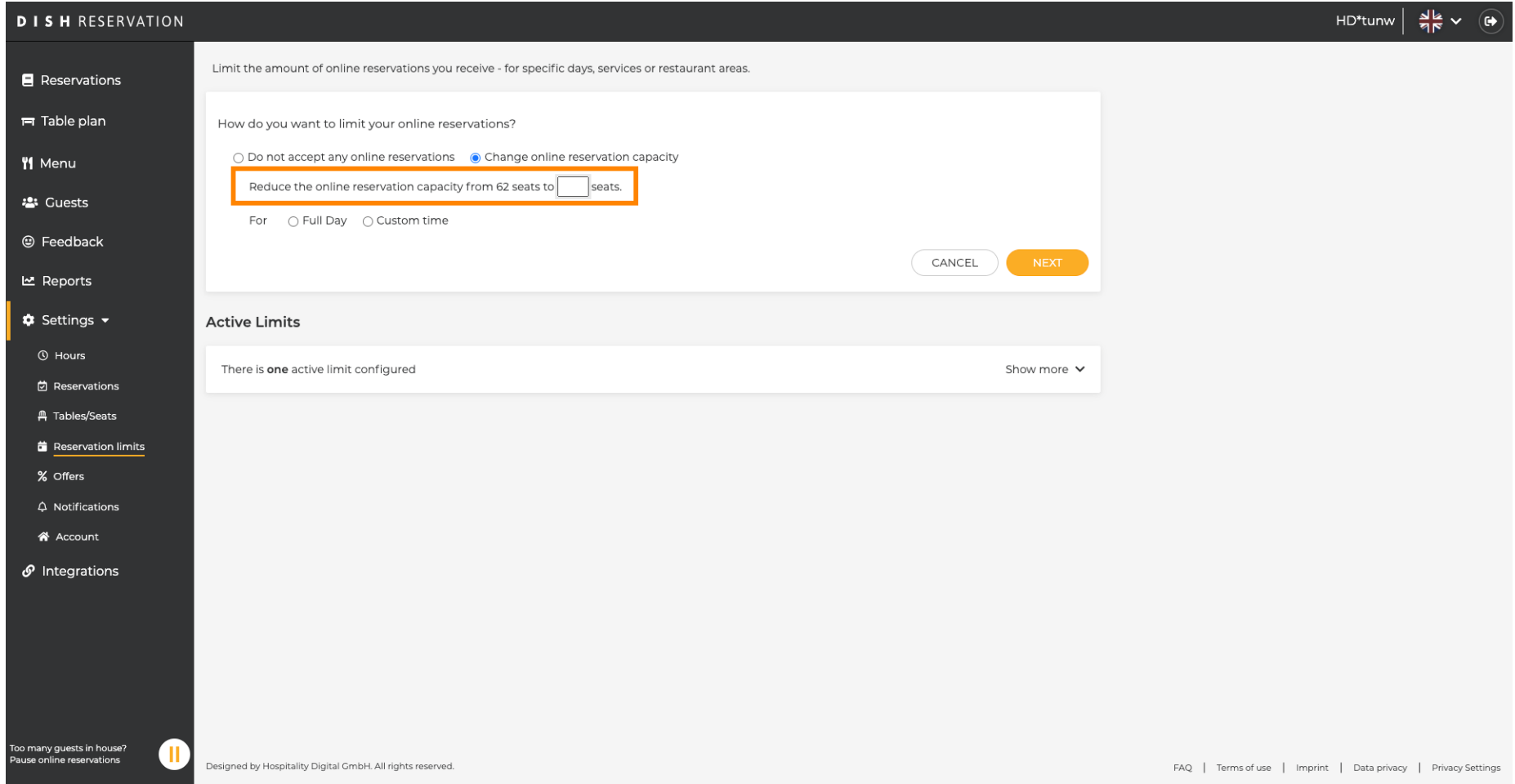
Çevrimiçi olarak rezerve edilebilecek koltuk miktarını azaltmak için **çevrimiçi rezervasyon kapasitesini değiştir'e** tıklayın .



The screenshot shows the DISH RESERVATION settings interface. The left sidebar contains a navigation menu with options: Reservations, Table plan, Menu, Guests, Feedback, Reports, Settings (selected), Hours, Reservations, Tables/Seats, Reservation limits (highlighted), Offers, Notifications, Account, and Integrations. The main content area is titled 'Limit the amount of online reservations you receive - for specific days, services or restaurant areas.' It asks 'How do you want to limit your online reservations?' with two radio button options: 'Do not accept any online reservations' and 'Change online reservation capacity' (highlighted with an orange box). Below the options are 'CANCEL' and 'NEXT' buttons. The 'Active Limits' section shows 'There is one active limit configured' with a 'Show more' dropdown. The footer includes a notification 'Too many guests in house? Pause online reservations', a copyright notice '© 2022 Hospitality Digital GmbH. All rights reserved.', and a list of links: FAQ, Terms of use, Imprint, Data privacy, Privacy Settings.



Çevrimiçi olarak rezerve edilebilecek koltuk **miktarını seçin.**

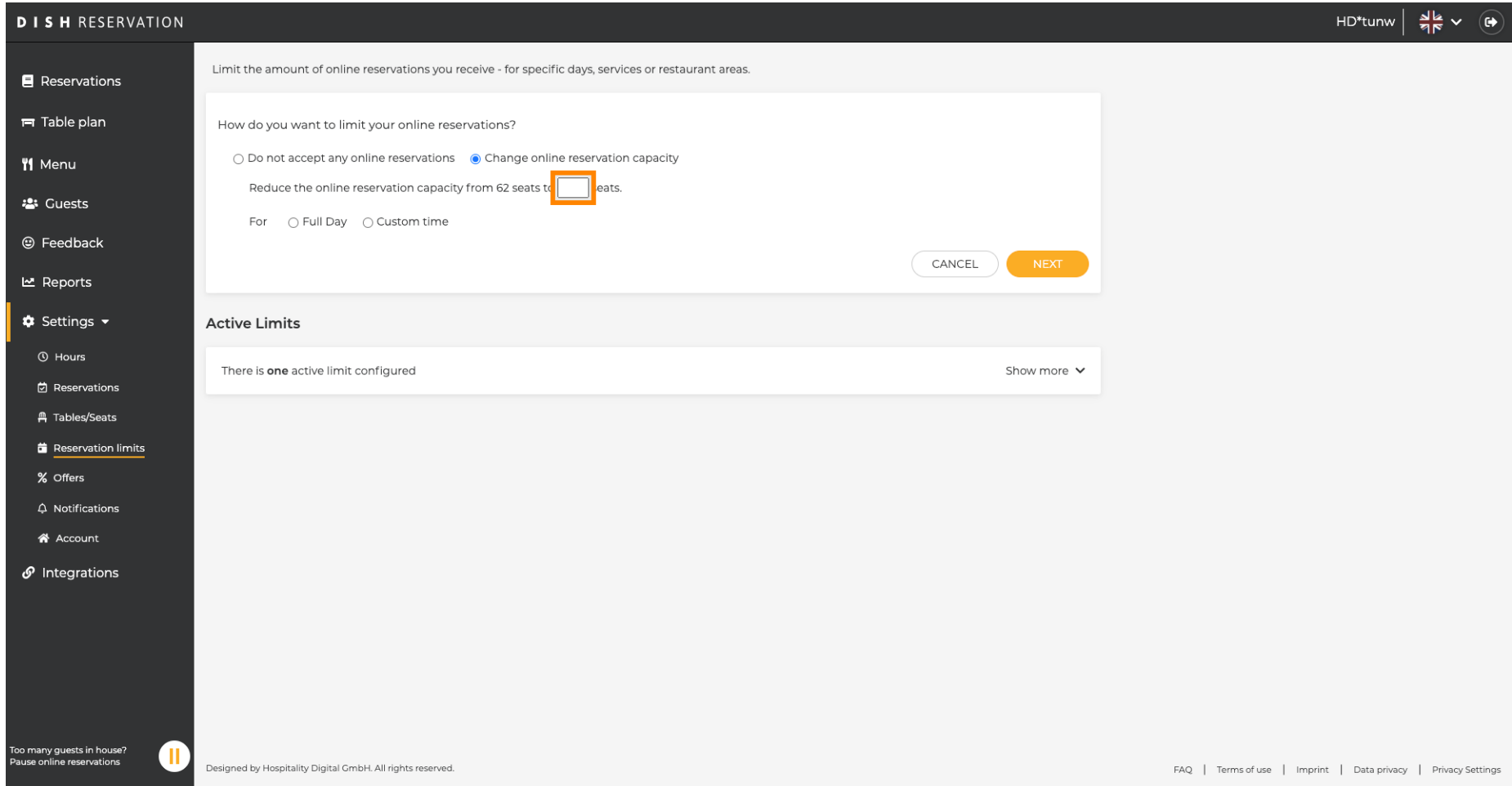


The screenshot displays the DISH Reservation management interface. The top navigation bar includes the DISH RESERVATION logo, the user name HD\*tunw, a language selector (UK flag), and a refresh icon. The left sidebar contains a menu with the following items: Reservations, Table plan, Menu, Guests, Feedback, Reports, Settings (expanded), Hours, Reservations, Tables/Seats, Reservation limits (highlighted), Offers, Notifications, Account, and Integrations. The main content area is titled 'Limit the amount of online reservations you receive - for specific days, services or restaurant areas.' It features a form with the question 'How do you want to limit your online reservations?' and two radio button options: 'Do not accept any online reservations' and 'Change online reservation capacity' (selected). Below this, a text input field is highlighted with an orange border, containing the text 'Reduce the online reservation capacity from 62 seats to [ ] seats.' Below the input field, there are radio button options for 'Full Day' and 'Custom time'. At the bottom of the form are 'CANCEL' and 'NEXT' buttons. Below the form, the 'Active Limits' section shows a message: 'There is **one** active limit configured' with a 'Show more' dropdown arrow. The footer contains a notification 'Too many guests in house? Pause online reservations' with a pause icon, the text 'Designed by Hospitality Digital GmbH. All rights reserved.', and a list of links: FAQ, Terms of use, Imprint, Data privacy, and Privacy Settings.





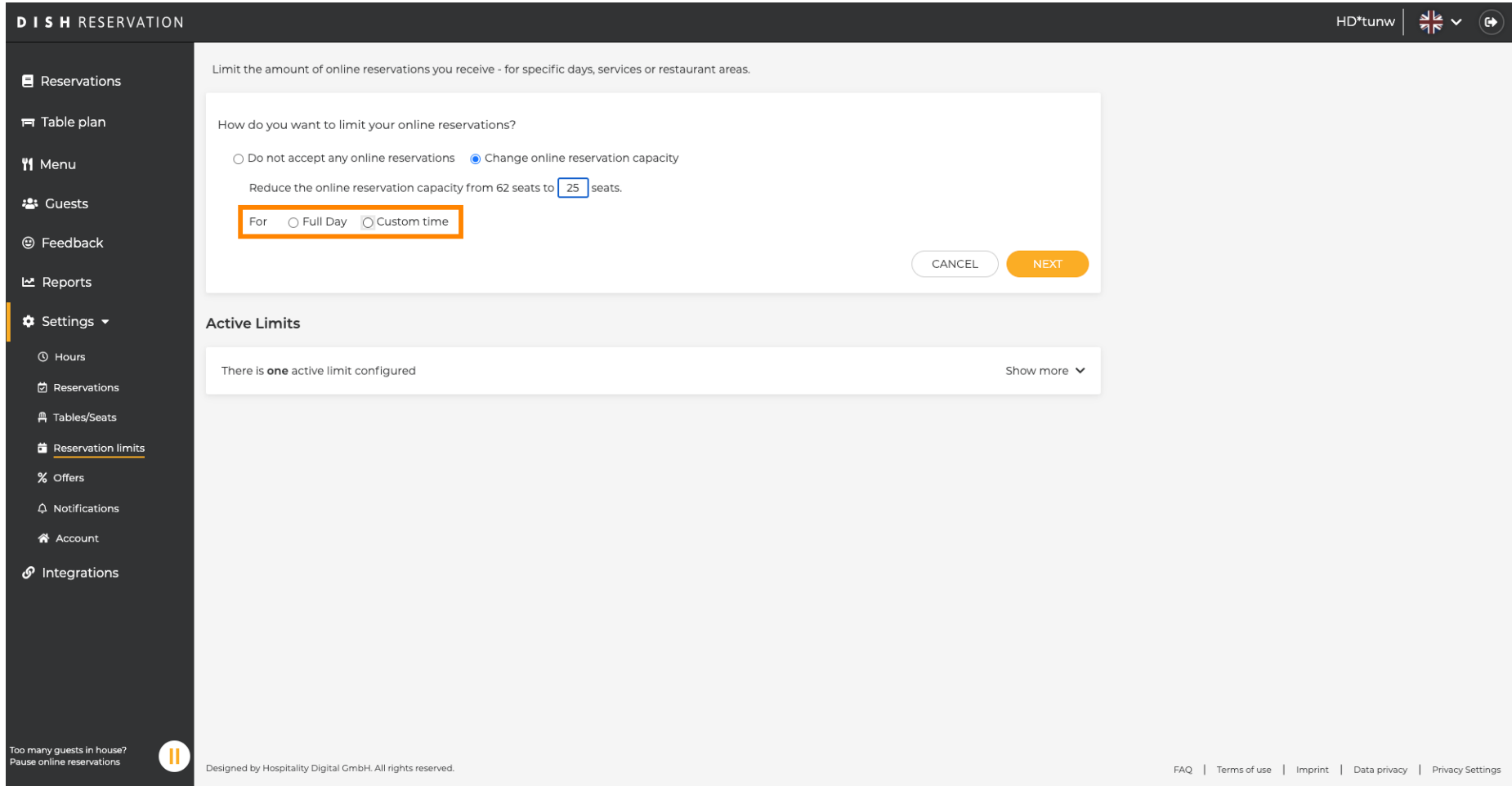
**Metin alanına** tıklayın ve **koltuk miktarını** girin . NOT: Maksimum koltuk sayısından daha büyük bir sayı ayarlamayın.



The screenshot shows the DISH RESERVATION settings page. The left sidebar contains navigation options: Reservations, Table plan, Menu, Guests, Feedback, Reports, Settings (expanded), Hours, Reservations, Tables/Seats, Reservation limits (highlighted), Offers, Notifications, Account, and Integrations. The main content area is titled "Limit the amount of online reservations you receive - for specific days, services or restaurant areas." It asks "How do you want to limit your online reservations?" with two options: "Do not accept any online reservations" and "Change online reservation capacity" (selected). Below this, it says "Reduce the online reservation capacity from 62 seats to [input field] seats." The input field is highlighted with an orange box. There are radio buttons for "Full Day" and "Custom time". At the bottom of the form are "CANCEL" and "NEXT" buttons. Below the form, there is a section titled "Active Limits" with a message: "There is one active limit configured" and a "Show more" dropdown. The footer contains a notification "Too many guests in house? Pause online reservations" with a pause icon, the text "Designed by Hospitality Digital GmbH. All rights reserved.", and links for "FAQ", "Terms of use", "Imprint", "Data privacy", and "Privacy Settings".

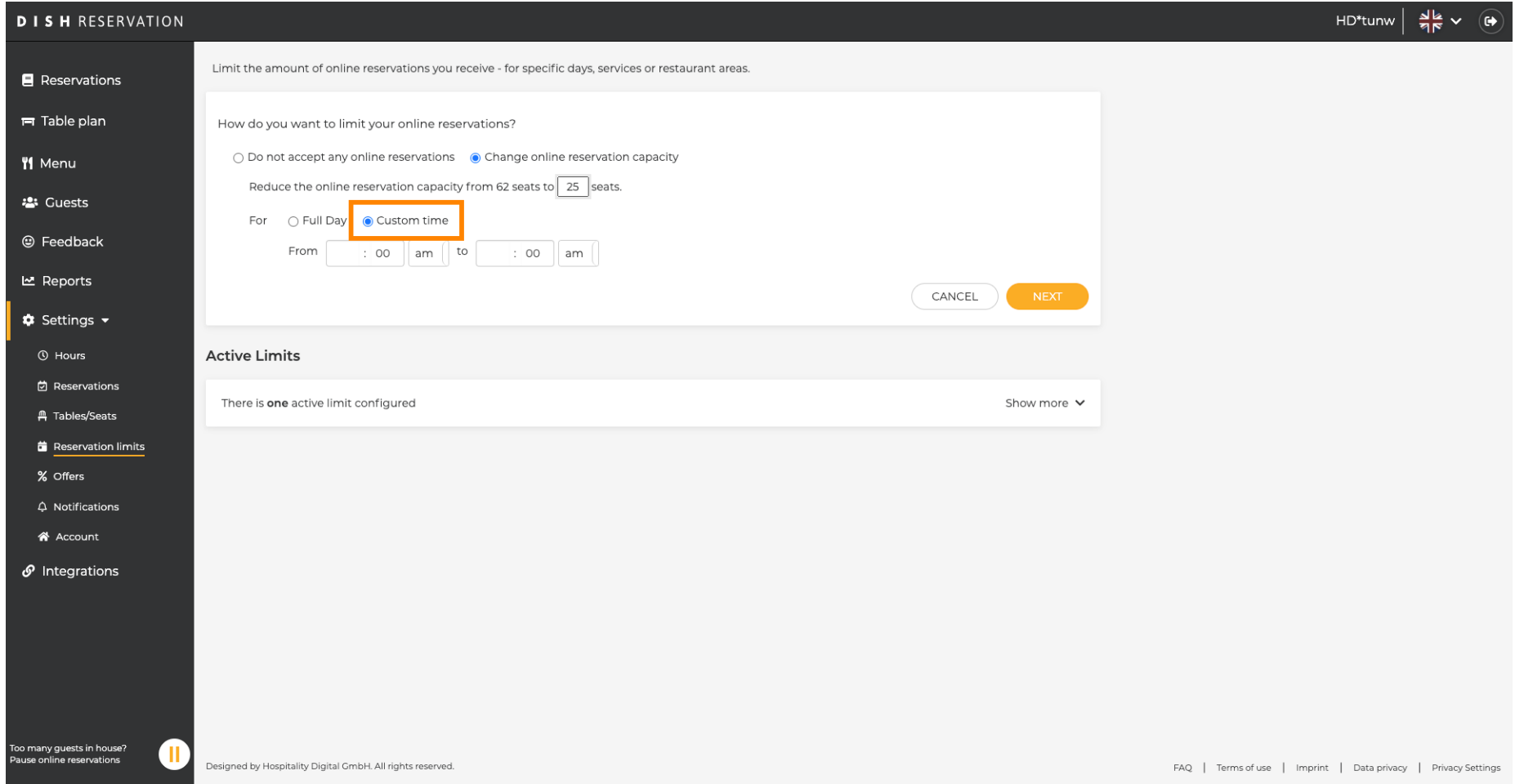




Çevrimiçi rezervasyon kapasitesini tam bir gün için mi yoksa birkaç saat için mi sınırlamak istediğinizi seçin (özel süre)



The screenshot shows the DISH RESERVATION settings page. The left sidebar contains a navigation menu with options: Reservations, Table plan, Menu, Guests, Feedback, Reports, Settings (expanded), Hours, Reservations, Tables/Seats, Reservation limits (highlighted), Offers, Notifications, Account, and Integrations. The main content area is titled "Limit the amount of online reservations you receive - for specific days, services or restaurant areas." It asks "How do you want to limit your online reservations?" with two radio button options: "Do not accept any online reservations" and "Change online reservation capacity" (selected). Below this, it states "Reduce the online reservation capacity from 62 seats to 25 seats." There are three radio button options for the duration: "For" (selected), "Full Day", and "Custom time". The "For" option is highlighted with an orange box. At the bottom right of the form are "CANCEL" and "NEXT" buttons. Below the form is an "Active Limits" section with a message: "There is one active limit configured" and a "Show more" link. The footer contains a notification "Too many guests in house? Pause online reservations" with a pause icon, the text "Designed by Hospitality Digital GmbH. All rights reserved.", and a list of links: FAQ, Terms of use, Imprint, Data privacy, and Privacy Settings.

 Birkaç saat için sınır belirlemeyi seçtiyseniz, **Özel zaman** 'ı tıklayın .



**DISH RESERVATION** HD\*tunw  

Limit the amount of online reservations you receive - for specific days, services or restaurant areas.

How do you want to limit your online reservations?


Do not accept any online reservations  Change online reservation capacity


Reduce the online reservation capacity from 62 seats to  seats.

For  Full Day  Custom time

From  : 00 am to  : 00 am

**Active Limits**

There is **one** active limit configured [Show more](#) 



Too many guests in house?  
Pause online reservations 

Designed by Hospitality Digital GmbH. All rights reserved.

[FAQ](#) | [Terms of use](#) | [Imprint](#) | [Data privacy](#) | [Privacy Settings](#)



Çevrimiçi rezervasyon kapasitesini sınırlamak istediğiniz **süreyi** ayarlayın .

**DISH RESERVATION** HD\*tunw  

- Reservations
- Table plan
- Menu
- Guests
- Feedback
- Reports
- Settings ▼
  - Hours
  - Reservations
  - Tables/Seats
  - Reservation limits**
  - Offers
  - Notifications
  - Account
- Integrations

Limit the amount of online reservations you receive - for specific days, services or restaurant areas.

How do you want to limit your online reservations?

Do not accept any online reservations  Change online reservation capacity


Reduce the online reservation capacity from 62 seats to  seats.

For  Full Day  Custom time

From  : 00 am to  : 00 am

### Active Limits

There is **one** active limit configured Show more ▼



Too many guests in house?  
Pause online reservations 


Designed by Hospitality Digital GmbH. All rights reserved.


[FAQ](#) | [Terms of use](#) | [Imprint](#) | [Data privacy](#) | [Privacy Settings](#)



Saati ayarladıktan sonra **İleri'ye** tıklayın .

**DISH RESERVATION** HD\*tunw  

- Reservations
- Table plan
- Menu
- Guests
- Feedback
- Reports
- Settings** 
- Hours
- Reservations
- Tables/Seats
- Reservation limits
- Offers
- Notifications
- Account
- Integrations

Too many guests in house?  
Pause online reservations 

Designed by Hospitality Digital GmbH. All rights reserved.

FAQ | Terms of use | Imprint | Data privacy | Privacy Settings

Limit the amount of online reservations you receive - for specific days, services or restaurant areas.

How do you want to limit your online reservations?


Do not accept any online reservations  Change online reservation capacity

Reduce the online reservation capacity from 62 seats to  seats.

For  Full Day  Custom time

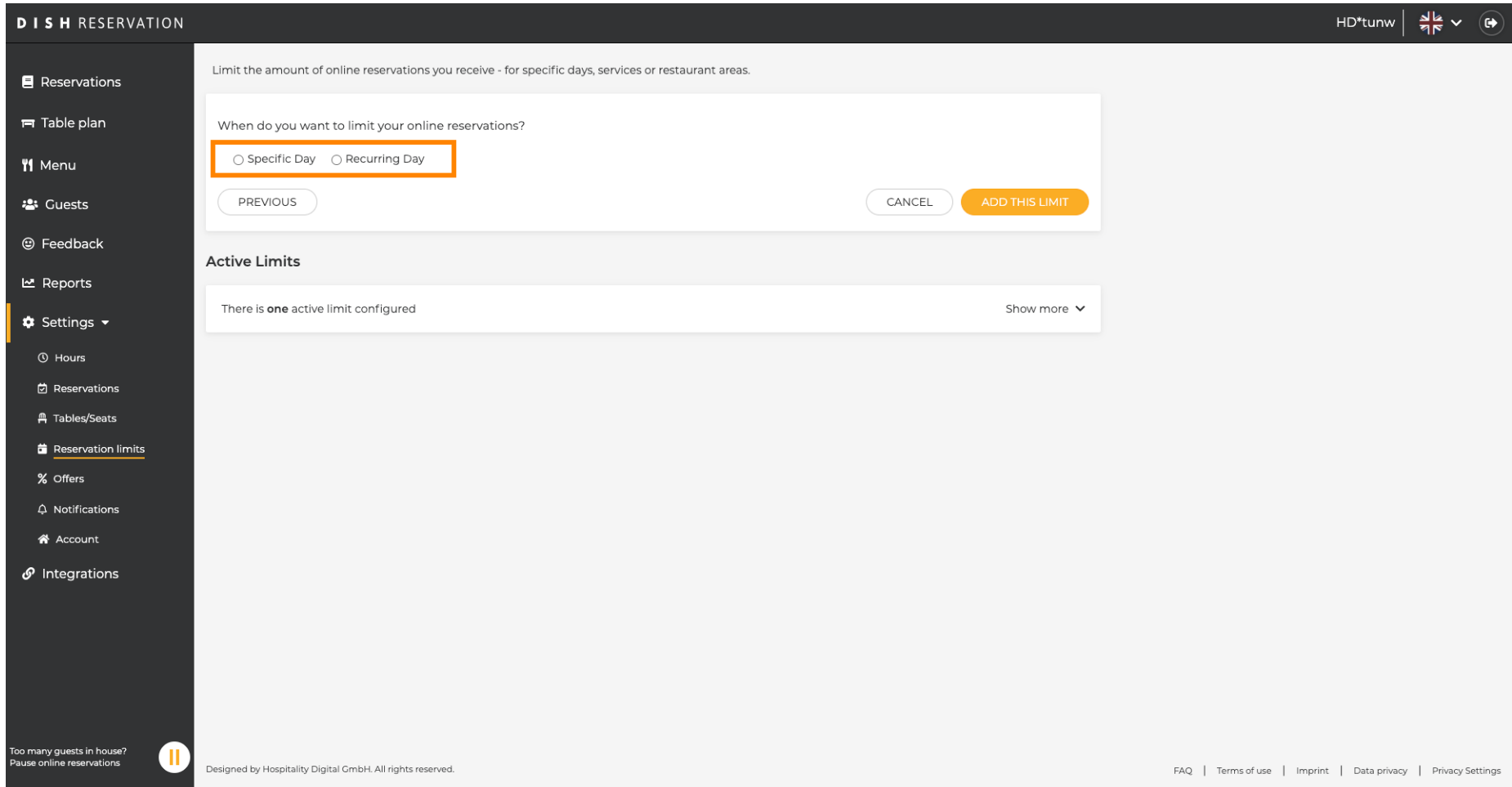
From   to

**Active Limits**

There is **one** active limit configured Show more 

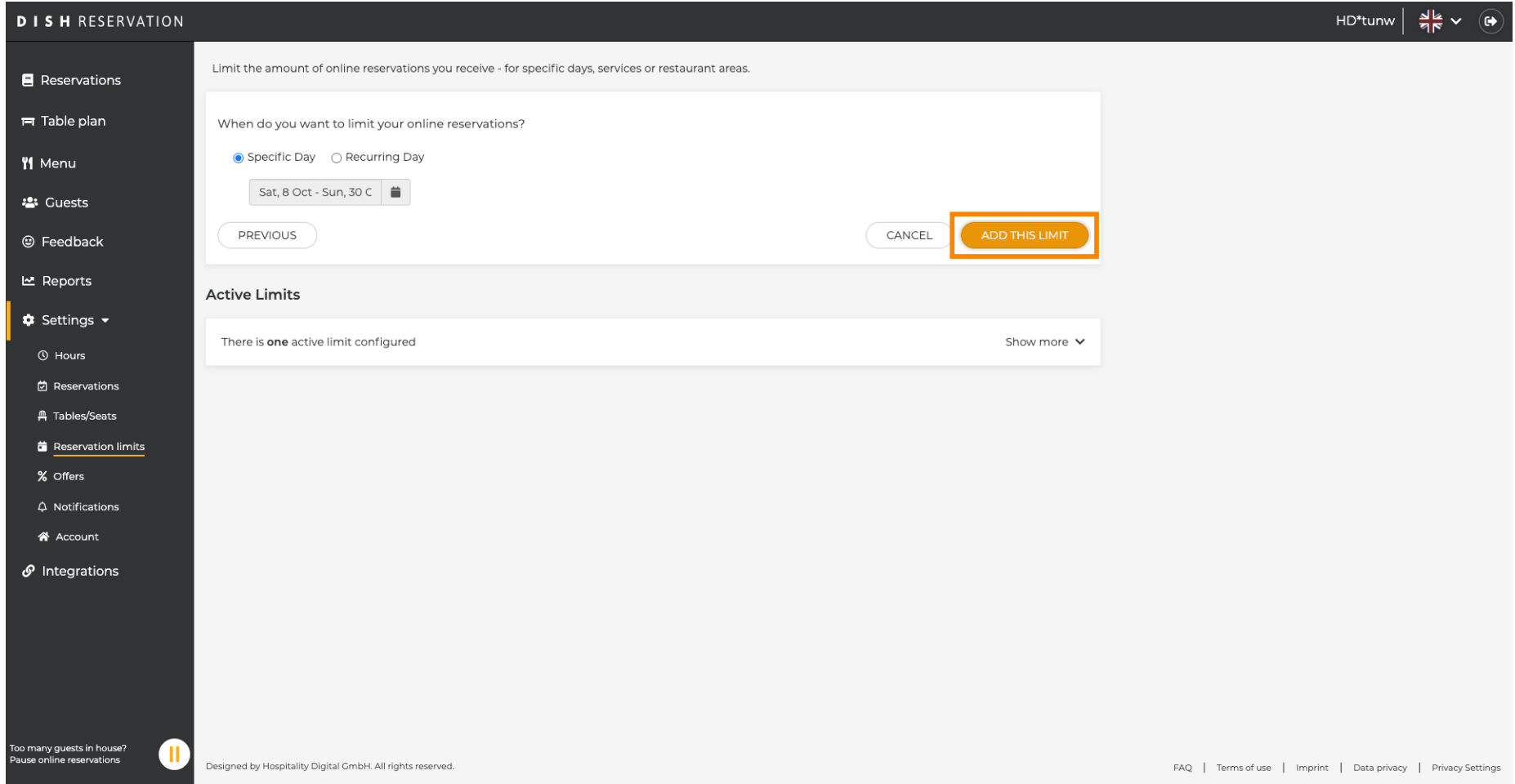


Slayt [ 15 - 21 ] 'de açıklanan adımları izleyerek belirli bir günde mi yoksa yinelenen bir günde (örneğin her Pazartesi) daha az çevrimiçi rezervasyon almayı seçin .

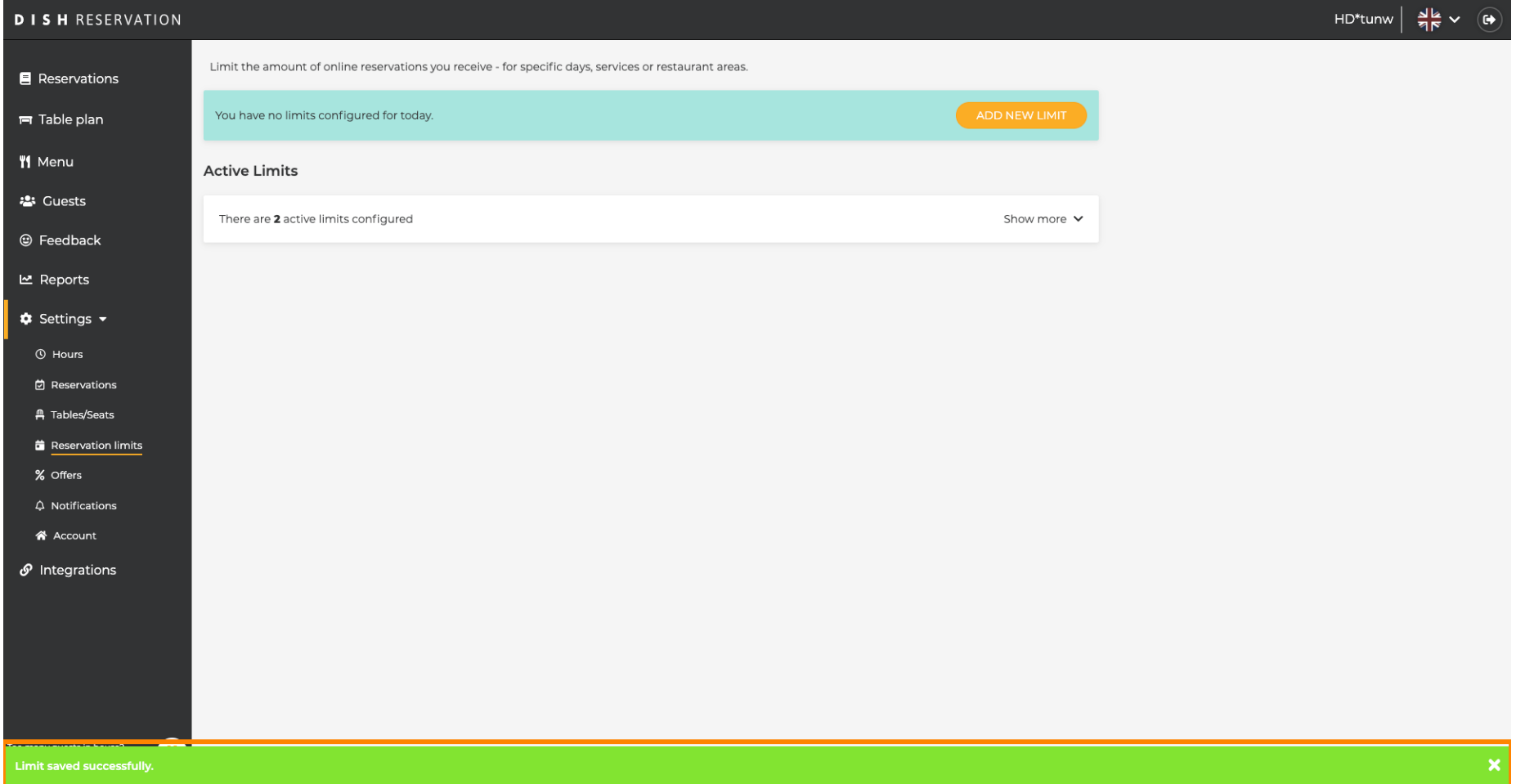


The screenshot shows the 'DISH RESERVATION' interface. The left sidebar contains navigation options: Reservations, Table plan, Menu, Guests, Feedback, Reports, Settings (selected), Hours, Reservations, Tables/Seats, Reservation limits (highlighted), Offers, Notifications, Account, and Integrations. The main content area is titled 'Limit the amount of online reservations you receive - for specific days, services or restaurant areas.' It features a form with the question 'When do you want to limit your online reservations?' and two radio button options: 'Specific Day' (selected) and 'Recurring Day'. Below the form are 'PREVIOUS', 'CANCEL', and 'ADD THIS LIMIT' buttons. Underneath, the 'Active Limits' section shows 'There is one active limit configured' with a 'Show more' link. The footer includes a notification 'Too many guests in house? Pause online reservations', a copyright notice '© 2022 Hospitality Digital GmbH. All rights reserved.', and a list of links: FAQ, Terms of use, Imprint, Data privacy, and Privacy Settings.

Bilgileri girdikten sonra **BU LİMİTLERİ EKLE** üzerine tıklayın .



 Bitirdiniz! Sınırın başarıyla ayarlandığını gösteren bir bildirim açılır.



**DISH RESERVATION** HD\*tunw

Reservations

Table plan

Menu

Guests

Feedback

Reports

Settings

Hours

Reservations

Tables/Seats

Reservation limits

Offers

Notifications

Account

Integrations

Limit the amount of online reservations you receive - for specific days, services or restaurant areas.

You have no limits configured for today. [ADD NEW LIMIT](#)

**Active Limits**

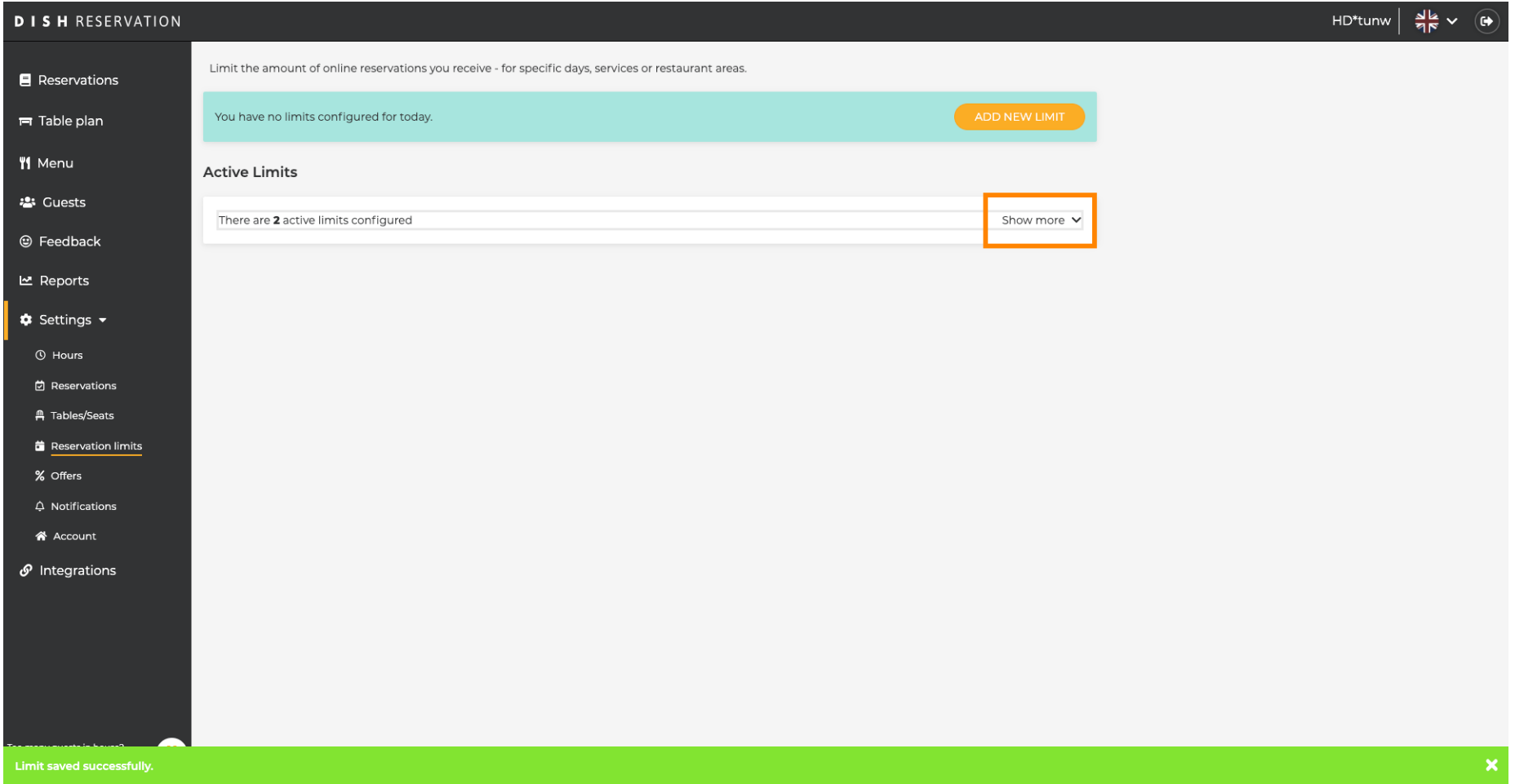
There are **2** active limits configured [Show more](#)

Limit saved successfully.





Tüm çevrimiçi rezervasyon limitlerinize genel bir bakış için **Daha fazlasını** göster'e tıklayın .



DISH RESERVATION

HD\*tunw

Reservations

Table plan

Menu

Guests

Feedback

Reports

Settings

Hours

Reservations

Tables/Seats

Reservation limits

Offers

Notifications

Account

Integrations

Limit the amount of online reservations you receive - for specific days, services or restaurant areas.

You have no limits configured for today. [ADD NEW LIMIT](#)

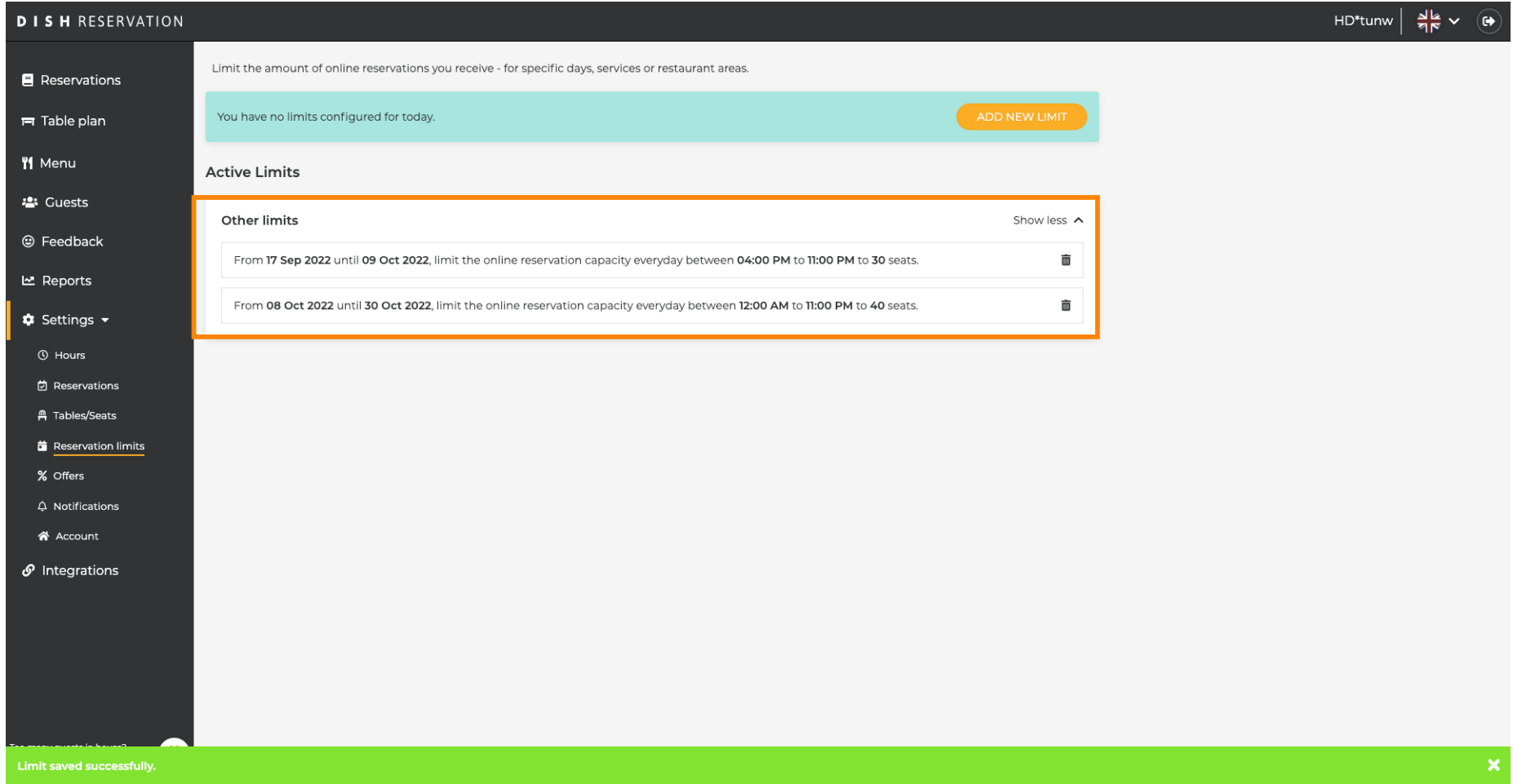
Active Limits

There are **2** active limits configured [Show more](#)

Limit saved successfully.



Bu, tüm çevrimiçi rezervasyon limitlerinize genel bir bakıştır.



The screenshot displays the DISH Reservation management interface. The top navigation bar includes the DISH RESERVATION logo, the user name HD\*tunw, and a language selector (UK flag). The left sidebar contains a menu with options: Reservations, Table plan, Menu, Guests, Feedback, Reports, Settings (expanded), Hours, Reservations, Tables/Seats, Reservation limits (highlighted), Offers, Notifications, Account, and Integrations. The main content area is titled "Limit the amount of online reservations you receive - for specific days, services or restaurant areas." It features a teal notification bar stating "You have no limits configured for today." with an "ADD NEW LIMIT" button. Below this, the "Active Limits" section is highlighted with an orange border. It shows "Other limits" with a "Show less" link. Two limit entries are listed: "From 17 Sep 2022 until 09 Oct 2022, limit the online reservation capacity everyday between 04:00 PM to 11:00 PM to 30 seats." and "From 08 Oct 2022 until 30 Oct 2022, limit the online reservation capacity everyday between 12:00 AM to 11:00 PM to 40 seats." Each entry has a trash icon for deletion. A green notification bar at the bottom states "Limit saved successfully."



Scan to go to the interactive player