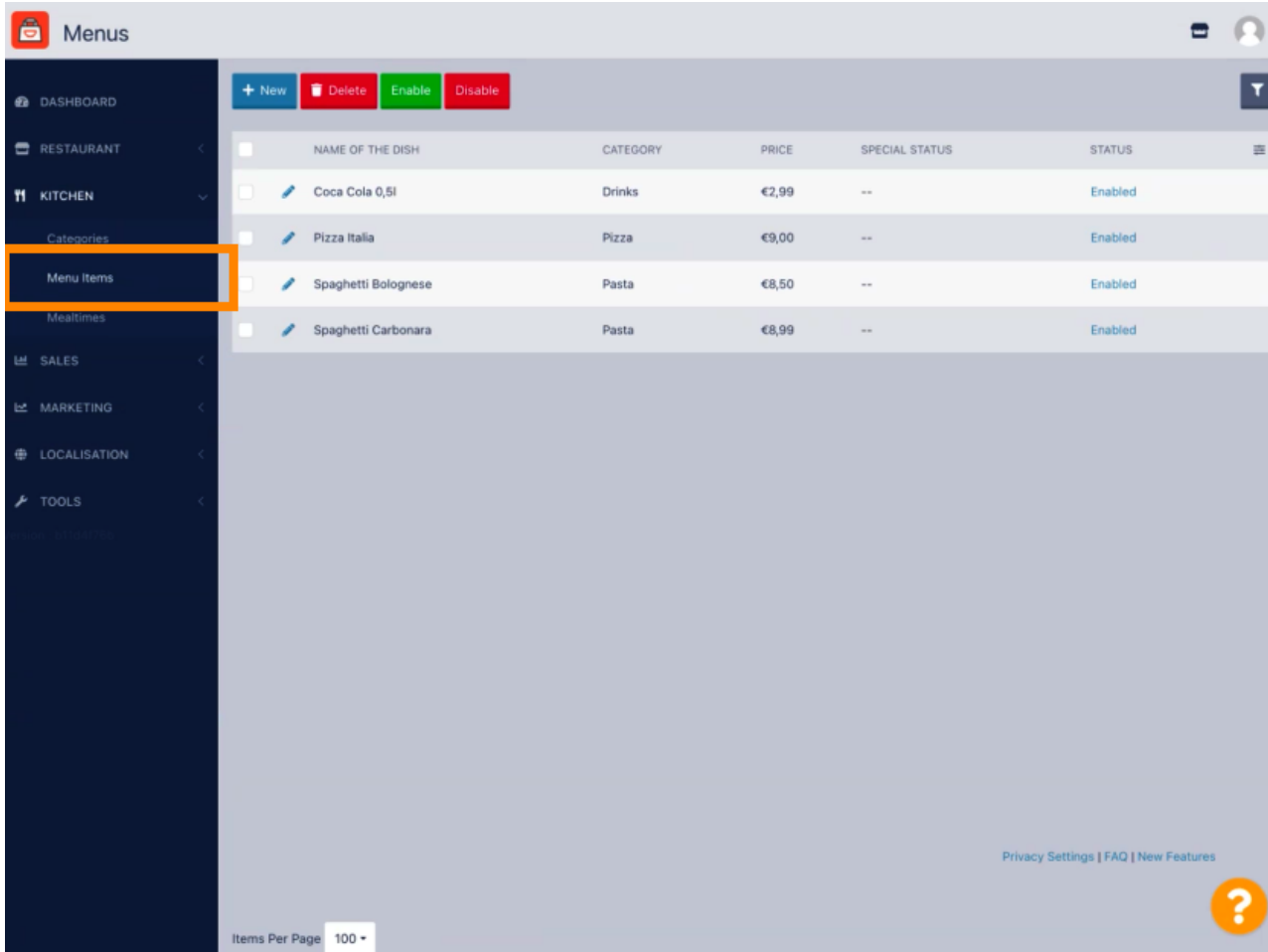



 Cliquez sur **Éléments de menu** sous **CUISINE**.

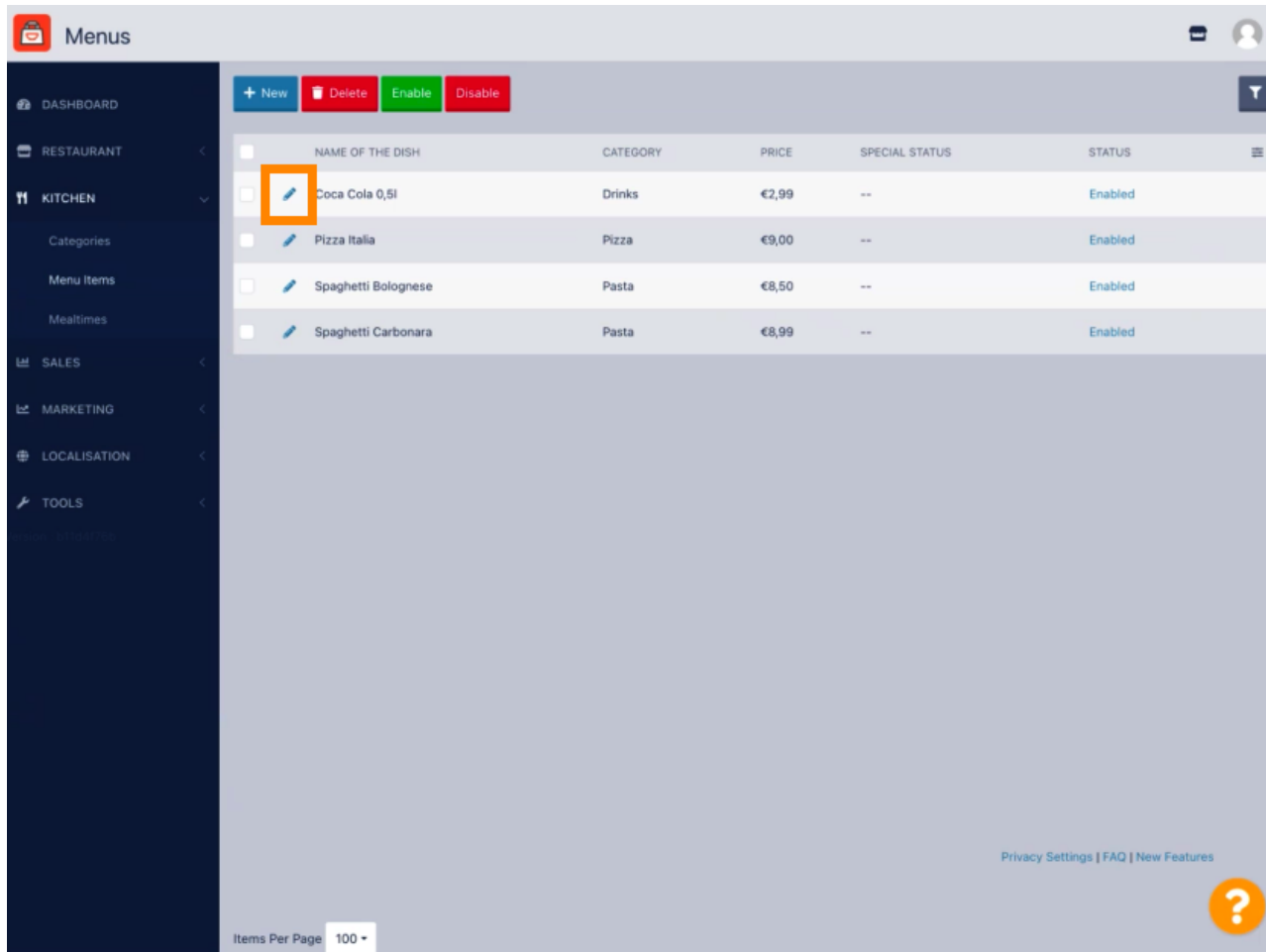


The screenshot displays the 'Menus' management interface. The left sidebar contains navigation options: DASHBOARD, RESTAURANT, KITCHEN, Categories, Menu Items (highlighted with an orange box), Mealtimes, SALES, MARKETING, LOCALISATION, and TOOLS. The main content area shows a table of menu items with the following data:

	NAME OF THE DISH	CATEGORY	PRICE	SPECIAL STATUS	STATUS
<input type="checkbox"/>	<a href="#">Coca Cola 0,5l</a>	Drinks	€2,99	--	Enabled
<input type="checkbox"/>	<a href="#">Pizza Italia</a>	Pizza	€9,00	--	Enabled
<input type="checkbox"/>	<a href="#">Spaghetti Bolognese</a>	Pasta	€8,50	--	Enabled
<input type="checkbox"/>	<a href="#">Spaghetti Carbonara</a>	Pasta	€8,99	--	Enabled

At the bottom of the interface, there is a 'Items Per Page' dropdown set to '100', a 'Privacy Settings | FAQ | New Features' link, and a help icon (question mark in a circle).

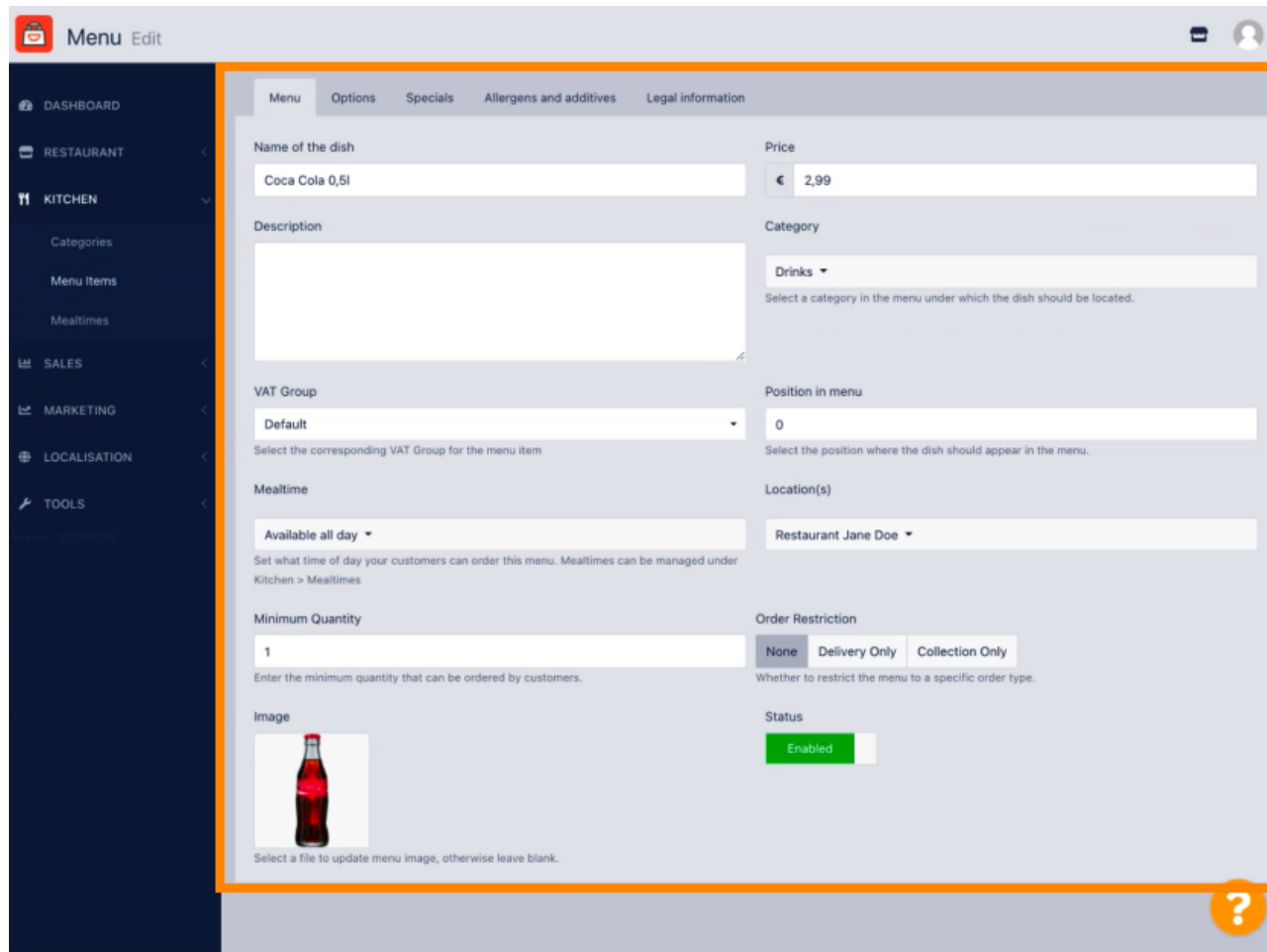
 Pour modifier l'élément de menu souhaité, cliquez sur l' **icône en forme de crayon** .



	NAME OF THE DISH	CATEGORY	PRICE	SPECIAL STATUS	STATUS
<input type="checkbox"/>	Coca Cola 0,5l	Drinks	€2,99	--	Enabled
<input type="checkbox"/>	Pizza Italia	Pizza	€9,00	--	Enabled
<input type="checkbox"/>	Spaghetti Bolognese	Pasta	€8,50	--	Enabled
<input type="checkbox"/>	Spaghetti Carbonara	Pasta	€8,99	--	Enabled



Sous l'onglet **Menu**, vous pouvez modifier les informations générales sur les éléments de menu tels que le **nom**, le **prix**, la **description**, la **catégorie**, le **groupe de TVA**, etc.

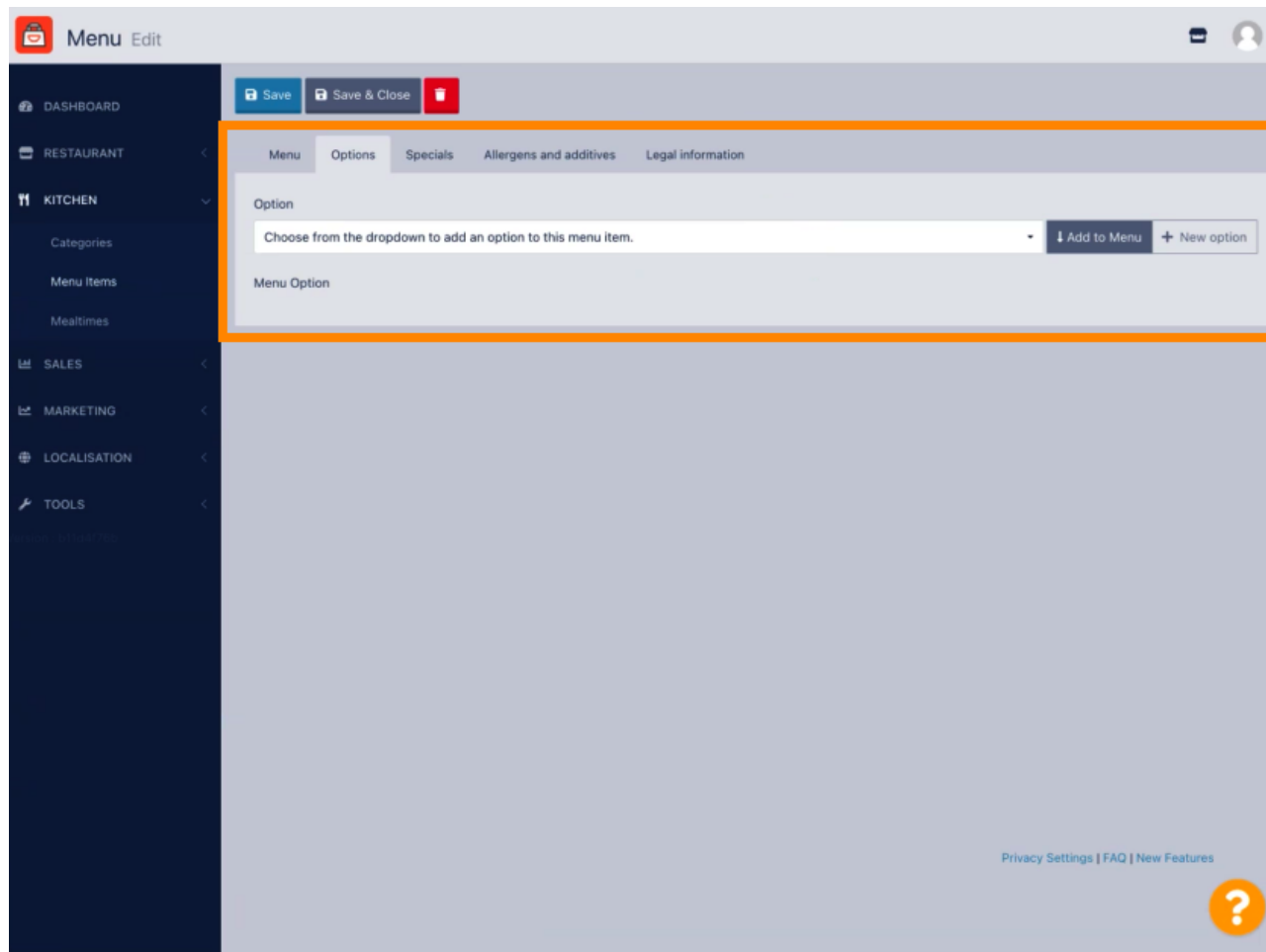


The screenshot shows the 'Menu Edit' interface with the following fields and options:

- Name of the dish:** Coca Cola 0,5l
- Price:** € 2,99
- Description:** (Empty text area)
- Category:** Drinks (Dropdown menu)
- VAT Group:** Default (Dropdown menu)
- Position in menu:** 0 (Text input)
- Mealtime:** Available all day (Dropdown menu)
- Location(s):** Restaurant Jane Doe (Dropdown menu)
- Minimum Quantity:** 1 (Text input)
- Order Restriction:** None, Delivery Only, Collection Only (Radio buttons)
- Image:** (Image of a Coca-Cola bottle)
- Status:** Enabled (Green toggle switch)

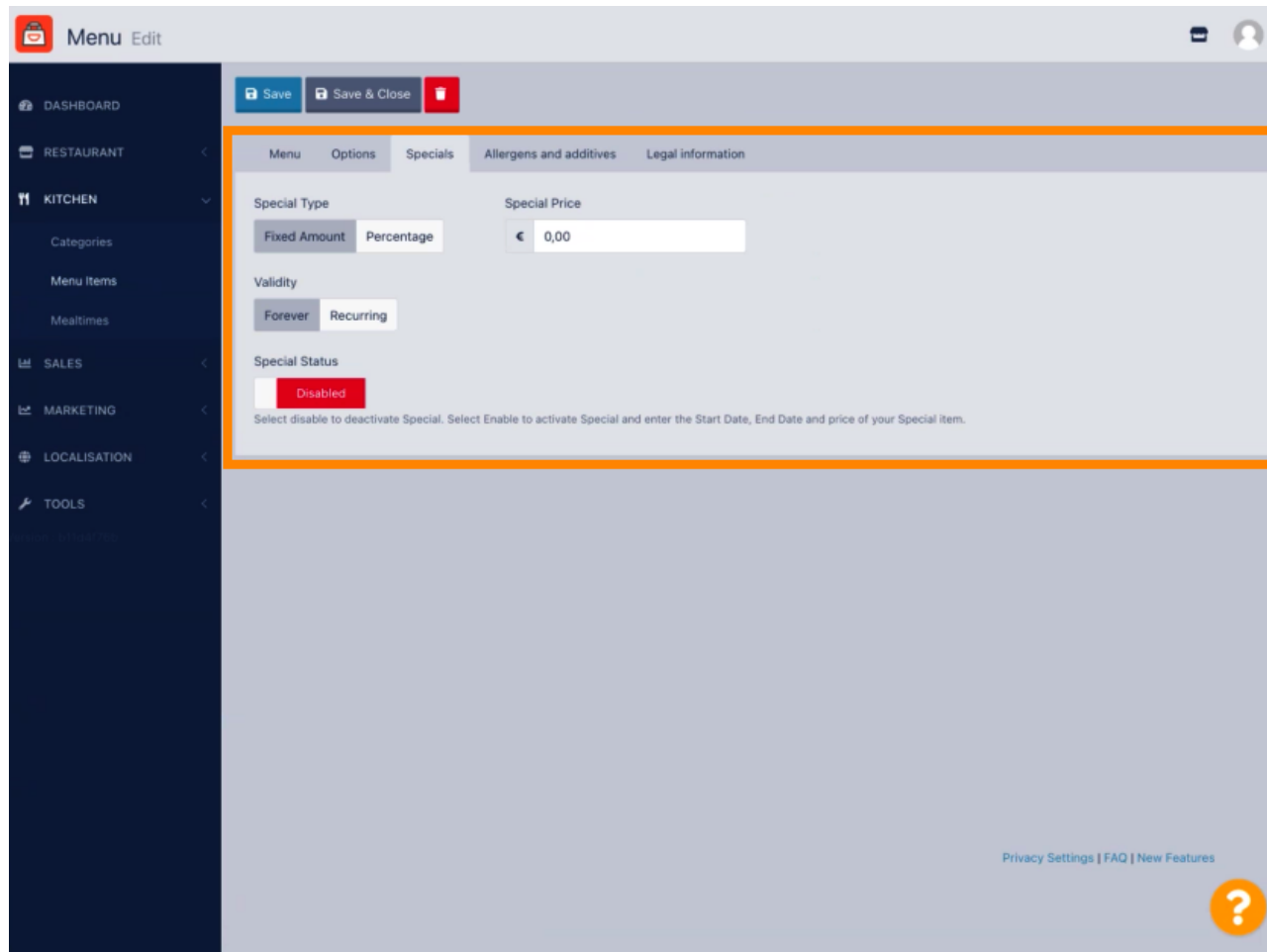


Sous l'onglet **Option**, vous pouvez ajouter et modifier des options à votre élément de menu, par exemple les garnitures de pizza.





Sous l'onglet **Promotions**, vous pouvez ajouter ou modifier une remise à votre élément de menu. Vous pouvez choisir entre **un montant fixe** ou un **pourcentage**.



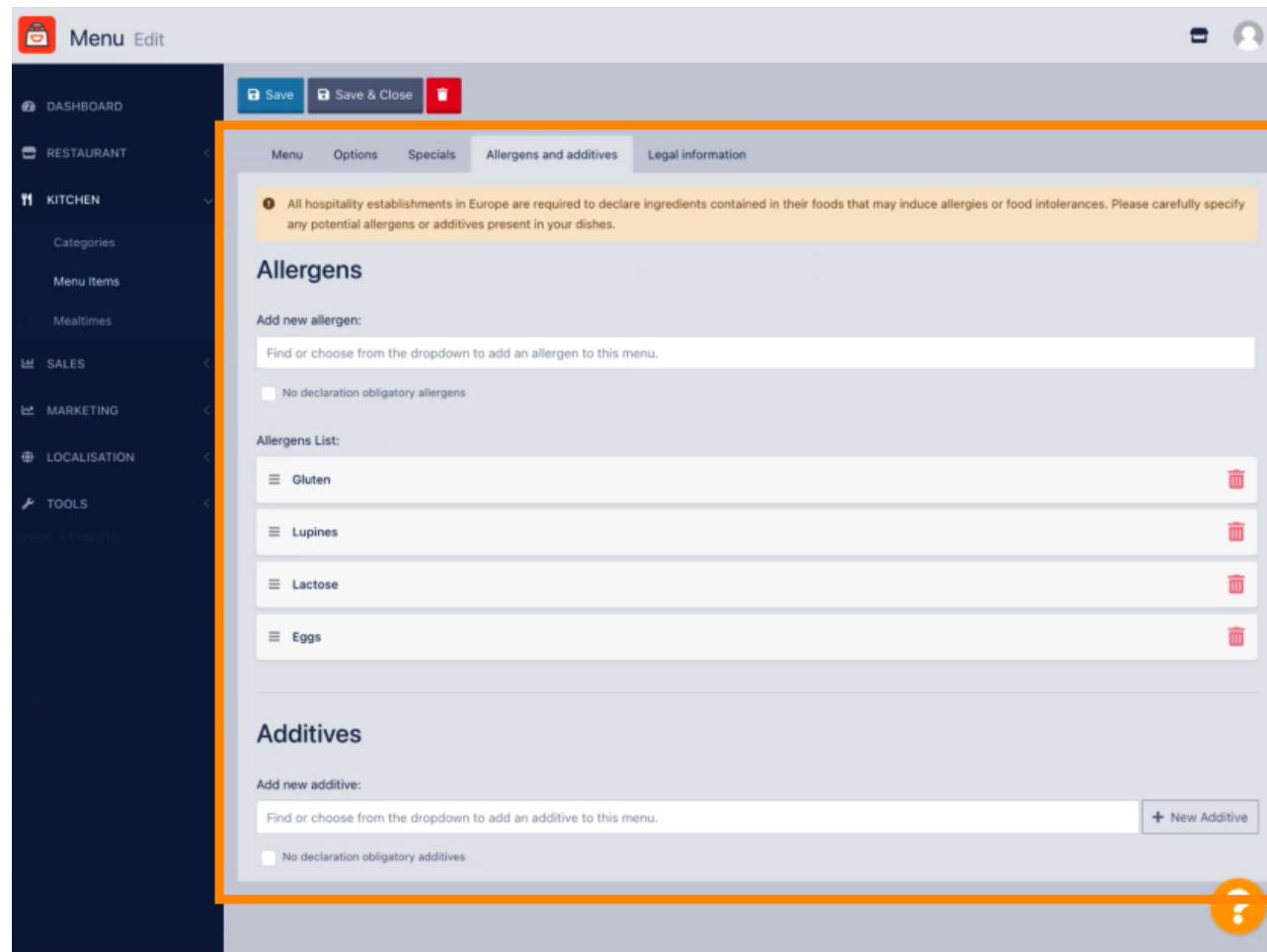
The screenshot displays the 'Menu Edit' interface with the 'Specials' tab selected. The interface includes a sidebar with navigation options: DASHBOARD, RESTAURANT, KITCHEN (with sub-items: Categories, Menu Items, Mealtimes), SALES, MARKETING, LOCALISATION, and TOOLS. The main content area has tabs for Menu, Options, Specials, Allergens and additives, and Legal information. The 'Specials' tab is active and contains the following configuration options:

- Special Type:** Radio buttons for 'Fixed Amount' and 'Percentage'. The 'Percentage' option is selected.
- Special Price:** A text input field containing '0,00'.
- Validity:** Radio buttons for 'Forever' and 'Recurring'. The 'Forever' option is selected.
- Special Status:** A toggle switch currently set to 'Disabled'.

Below the 'Special Status' section, there is a note: "Select disable to deactivate Special. Select Enable to activate Special and enter the Start Date, End Date and price of your Special item." At the bottom right of the interface, there are links for 'Privacy Settings | FAQ | New Features' and a help icon (a question mark inside a circle).

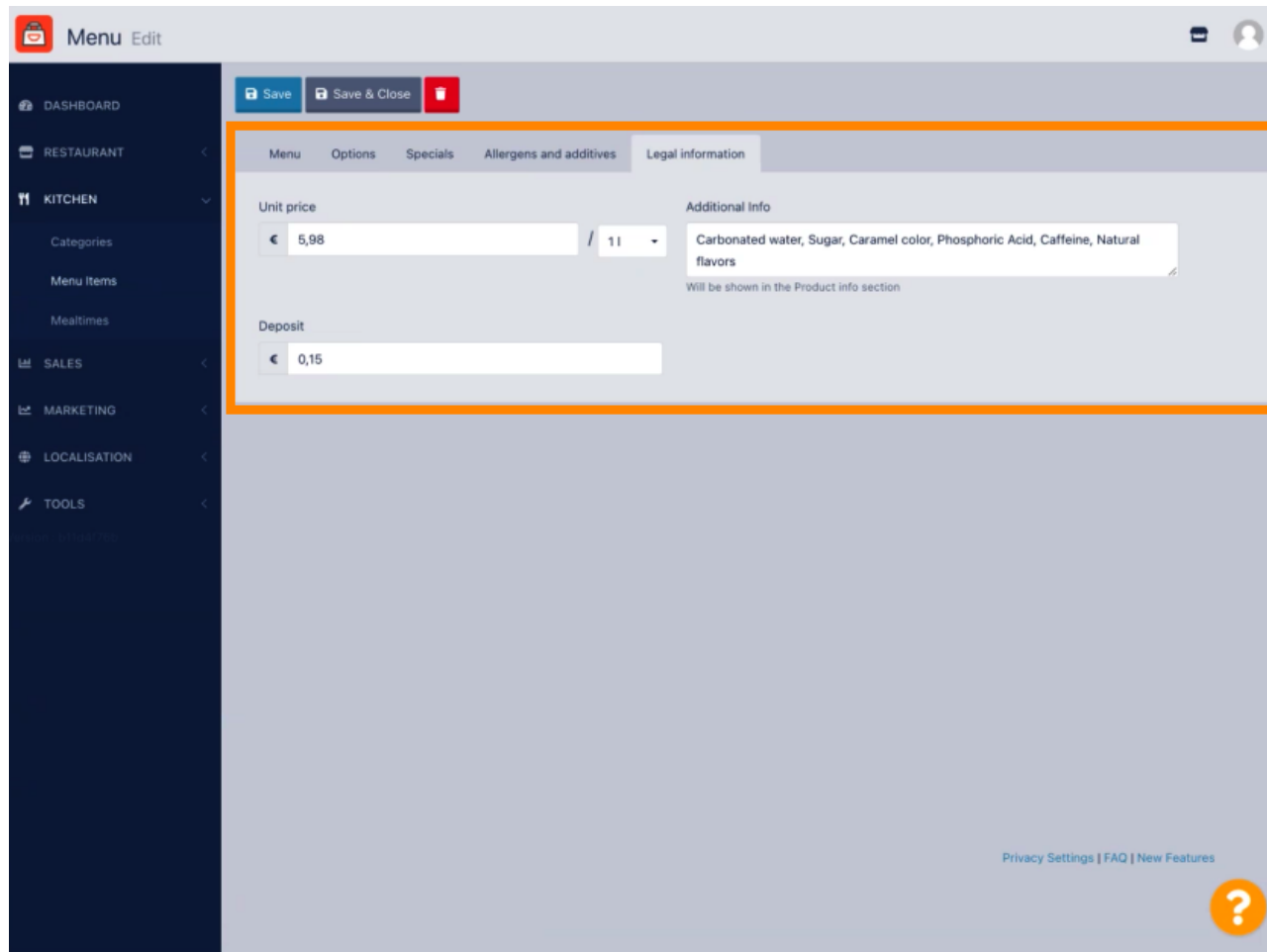


Sous l'onglet **Allergènes et additifs**, vous pouvez ajouter ou modifier des informations sur les éléments de menu, y compris les allergènes et additifs.



The screenshot displays the 'Menu Edit' interface. On the left is a dark sidebar with navigation items: DASHBOARD, RESTAURANT, KITCHEN (with sub-items: Categories, Menu Items, Mealtimes), SALES, MARKETING, LOCALISATION, and TOOLS. The top header shows 'Menu Edit' and 'Save'/'Save & Close' buttons. The main content area has tabs: Menu, Options, Specials, Allergens and additives (selected), and Legal information. A yellow warning banner states: 'All hospitality establishments in Europe are required to declare ingredients contained in their foods that may induce allergies or food intolerances. Please carefully specify any potential allergens or additives present in your dishes.' Below this, the 'Allergens' section includes a search bar 'Find or choose from the dropdown to add an allergen to this menu.' and a checkbox 'No declaration obligatory allergens'. An 'Allergens List' contains four items: Gluten, Lupines, Lactose, and Eggs, each with a trash icon. The 'Additives' section has a search bar 'Find or choose from the dropdown to add an additive to this menu.' and a '+ New Additive' button. A help icon is in the bottom right corner.

- 📌 Sous l'onglet **Informations légales**, vous pouvez ajouter ou modifier des informations légales, notamment le **prix unitaire**, les **informations supplémentaires** et le **dépôt**.



The screenshot displays the 'Menu Edit' interface with the 'Legal information' tab selected. The 'Unit price' is set to 5,98 and the 'Deposit' is set to 0,15. The 'Additional Info' field contains the text 'Carbonated water, Sugar, Caramel color, Phosphoric Acid, Caffeine, Natural flavors'. The interface includes a sidebar with navigation options like 'DASHBOARD', 'RESTAURANT', 'KITCHEN', 'SALES', 'MARKETING', 'LOCALISATION', and 'TOOLS'. The top navigation bar shows 'Menu Edit' and 'Legal information' is highlighted. The 'Unit price' field is set to 5,98 and the 'Deposit' field is set to 0,15. The 'Additional Info' field contains the text 'Carbonated water, Sugar, Caramel color, Phosphoric Acid, Caffeine, Natural flavors'. The interface also includes a 'Save' button, a 'Save & Close' button, and a red close button. The bottom right corner features a help icon (question mark) and links for 'Privacy Settings | FAQ | New Features'.



Scan to go to the interactive player