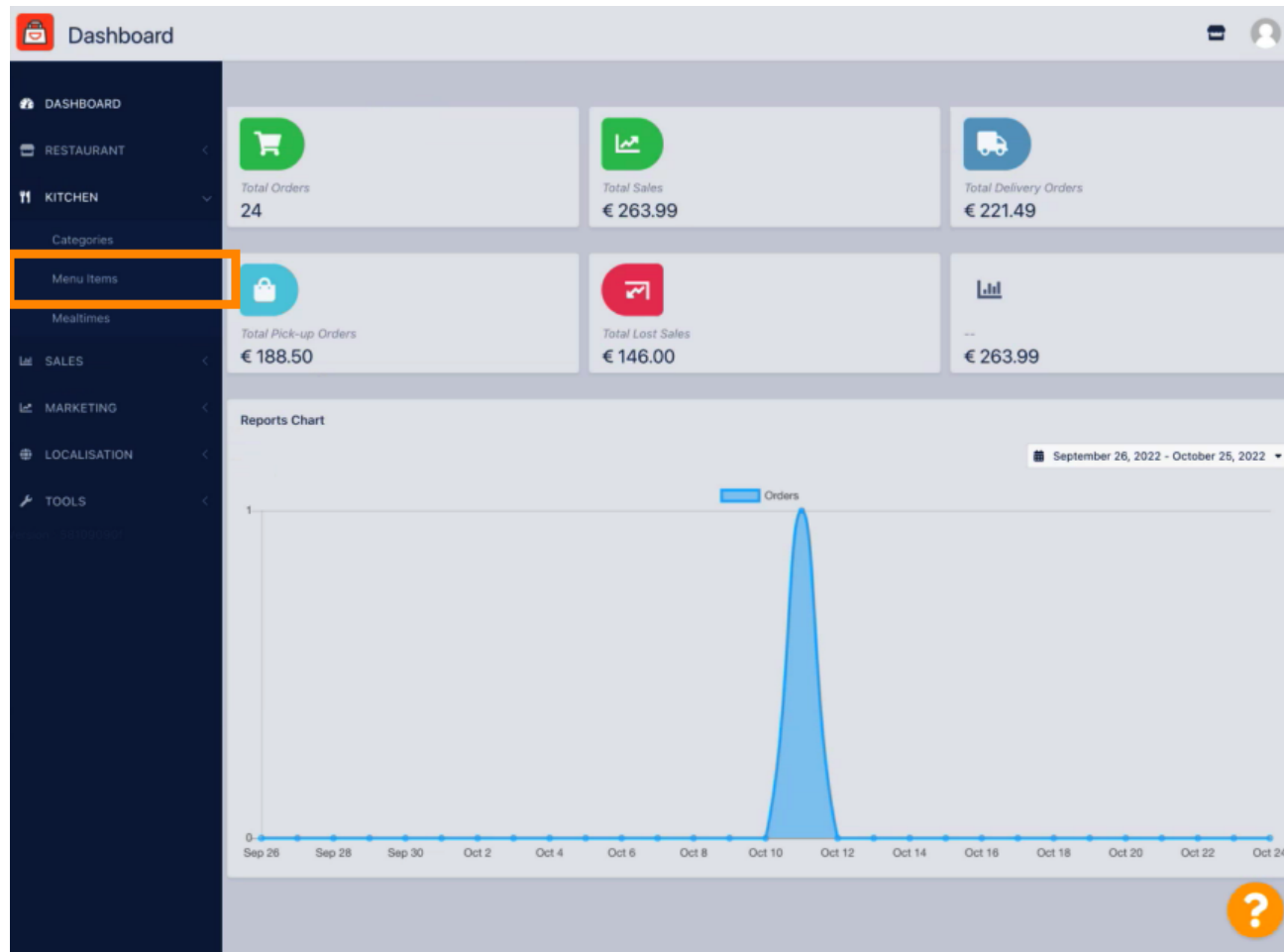
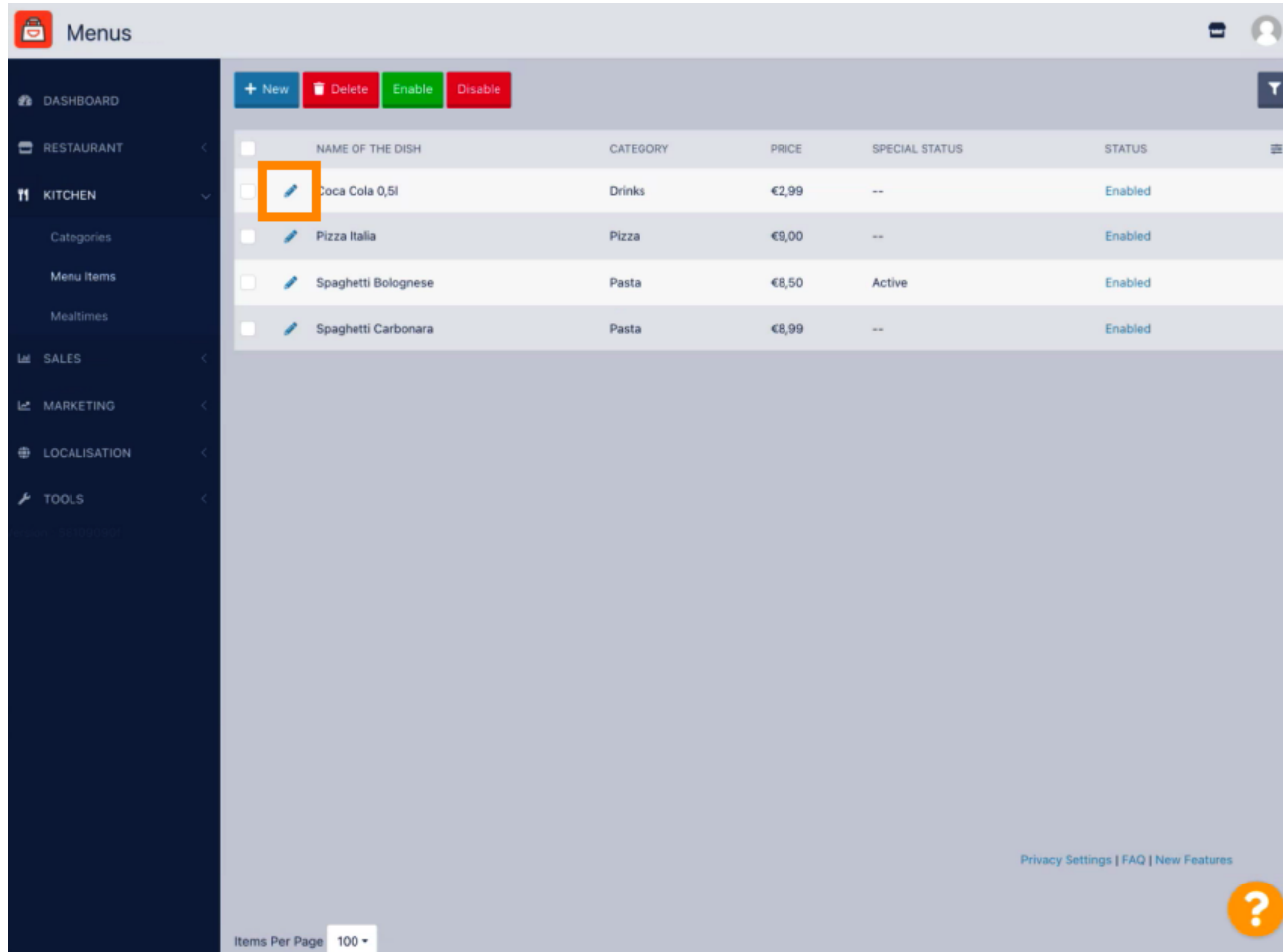


Haga clic en **Elementos del menú** debajo de **COCINA**.



Para editar el elemento de menú que desee, haga clic en el **icono del lápiz**.

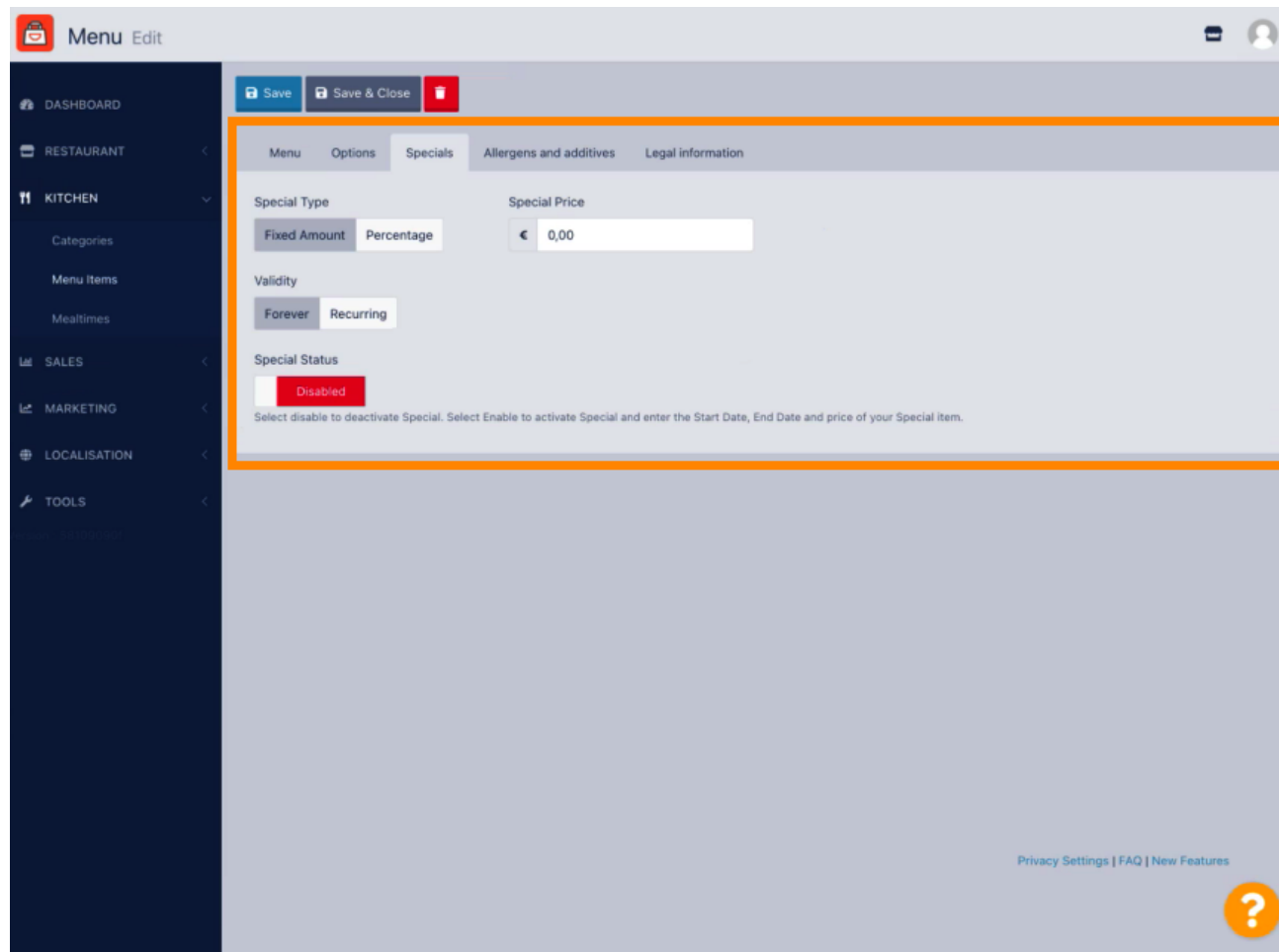


The screenshot displays the 'Menus' management interface. On the left is a dark sidebar with navigation options: DASHBOARD, RESTAURANT, KITCHEN (with sub-items: Categories, Menu Items, Mealtimes), SALES, MARKETING, LOCALISATION, and TOOLS. The main content area has a header with '+ New', 'Delete', 'Enable', and 'Disable' buttons. Below is a table with columns: NAME OF THE DISH, CATEGORY, PRICE, SPECIAL STATUS, and STATUS. The table contains four items: 'Coca Cola 0,5l' (Drinks, €2,99, --, Enabled), 'Pizza Italia' (Pizza, €9,00, --, Enabled), 'Spaghetti Bolognese' (Pasta, €8,50, Active, Enabled), and 'Spaghetti Carbonara' (Pasta, €8,99, --, Enabled). The edit icon (pencil) for 'Coca Cola 0,5l' is highlighted with an orange box. At the bottom right, there are links for 'Privacy Settings | FAQ | New Features' and a help icon (question mark in a circle). The bottom left shows 'Items Per Page 100'.

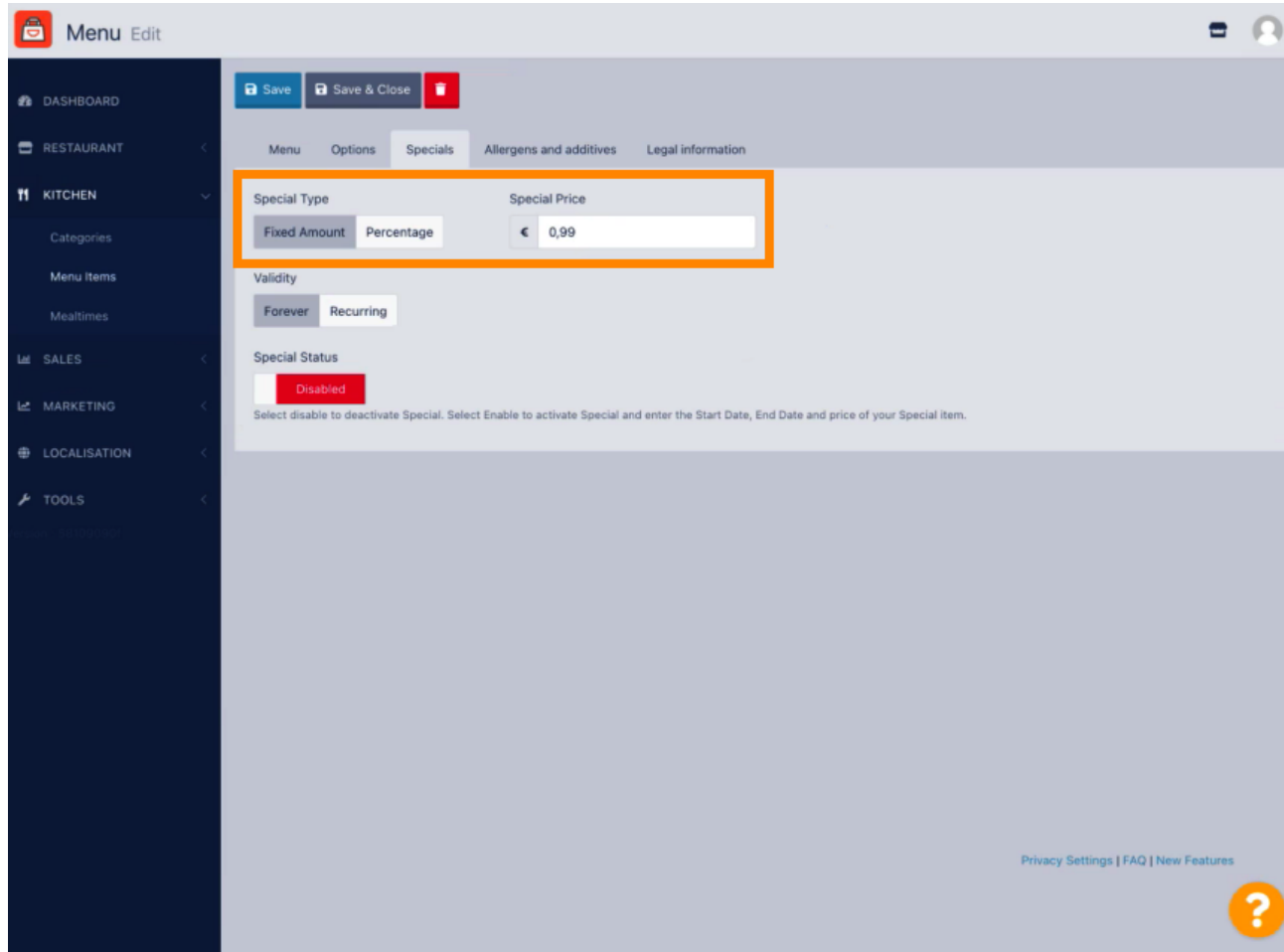
| NAME OF THE DISH    | CATEGORY | PRICE | SPECIAL STATUS | STATUS  |
|---------------------|----------|-------|----------------|---------|
| Coca Cola 0,5l      | Drinks   | €2,99 | --             | Enabled |
| Pizza Italia        | Pizza    | €9,00 | --             | Enabled |
| Spaghetti Bolognese | Pasta    | €8,50 | Active         | Enabled |
| Spaghetti Carbonara | Pasta    | €8,99 | --             | Enabled |



En la pestaña **Especiales** , puede agregar o editar un descuento a su elemento de menú. Puede elegir entre **cantidad fija** o **porcentaje** .

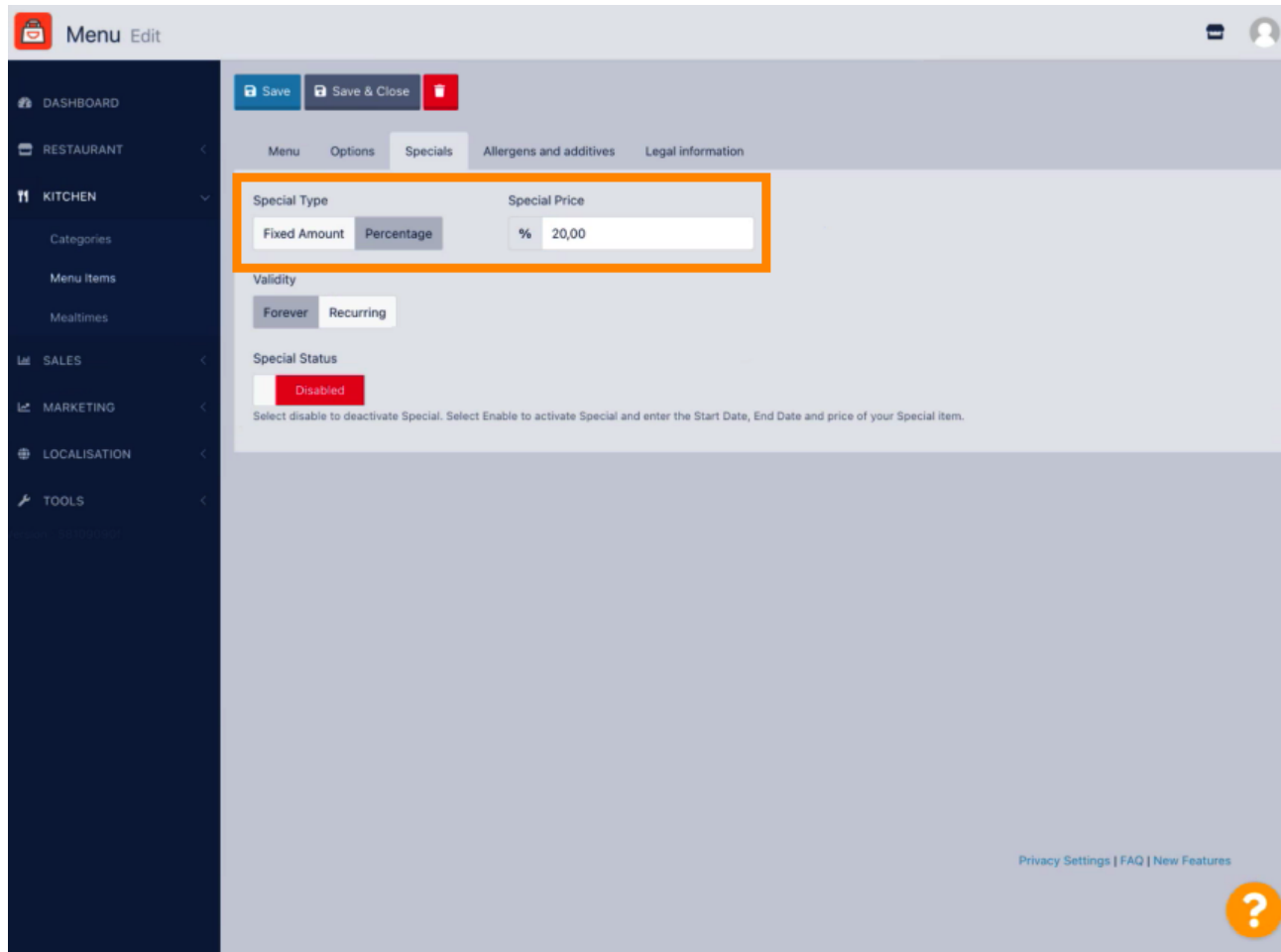


Haga clic en **Monto fijo** para establecer un precio estático.



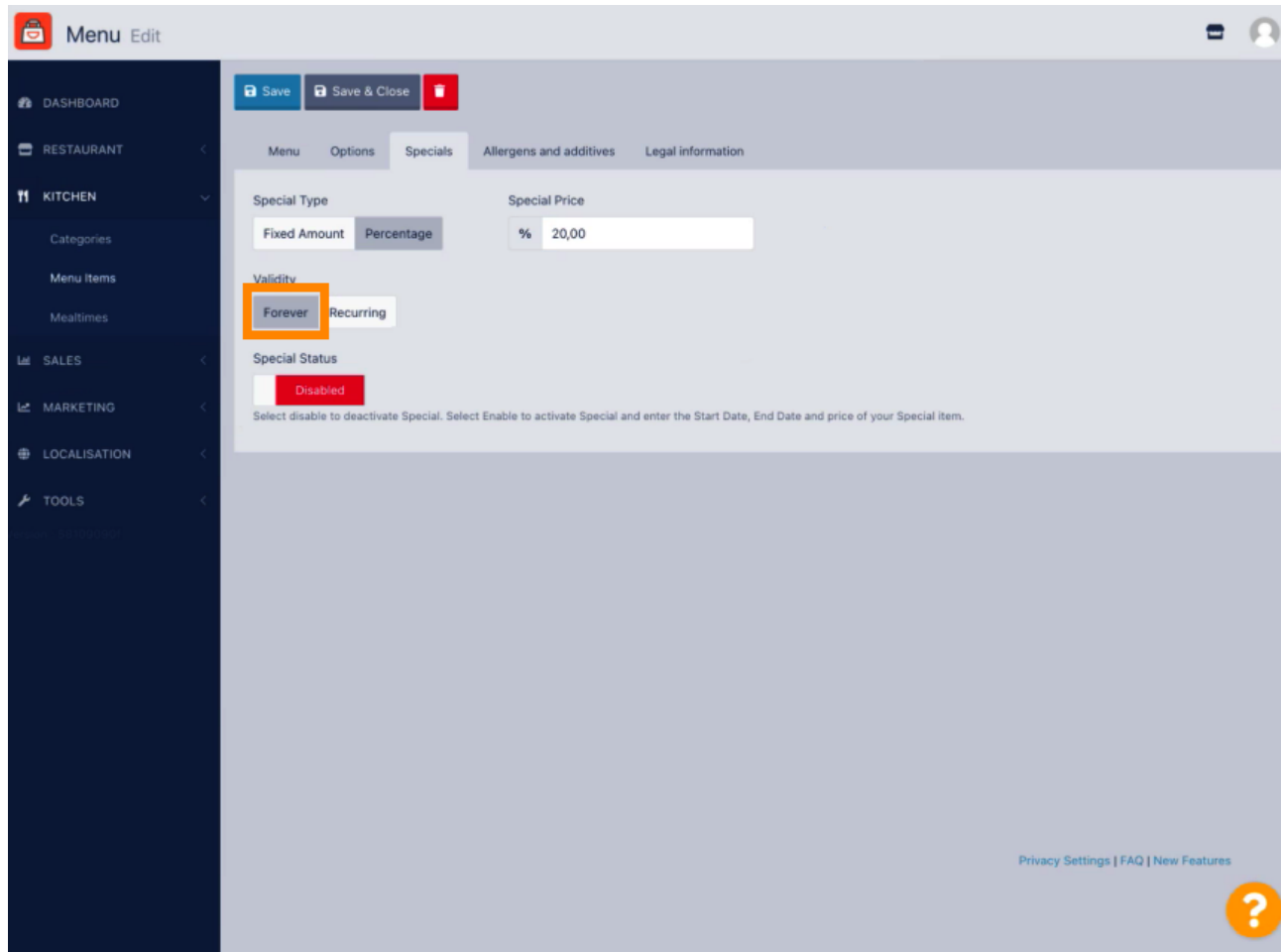
The screenshot shows the 'Menu Edit' interface with the 'Specials' tab selected. The 'Special Type' section has two options: 'Fixed Amount' (selected) and 'Percentage'. The 'Special Price' is set to 0,99. The 'Validity' section has 'Forever' selected. The 'Special Status' is 'Disabled'. A red box highlights the 'Fixed Amount' and 'Special Price' fields. A question mark icon is visible in the bottom right corner.

Haga clic en **Porcentaje** para establecer un porcentaje de descuento del precio original.



The screenshot shows the 'Menu Edit' interface with the 'Specials' tab selected. The 'Special Type' section has two options: 'Fixed Amount' and 'Percentage', with 'Percentage' selected. The 'Special Price' is set to '% 20,00'. The 'Validity' section has two options: 'Forever' and 'Recurring', with 'Forever' selected. The 'Special Status' is 'Disabled'. The interface includes a sidebar with navigation options like 'DASHBOARD', 'RESTAURANT', 'KITCHEN', 'SALES', 'MARKETING', 'LOCALISATION', and 'TOOLS'. The top right corner has 'Save', 'Save & Close', and a red delete icon. The bottom right corner has a help icon (question mark) and links for 'Privacy Settings | FAQ | New Features'.

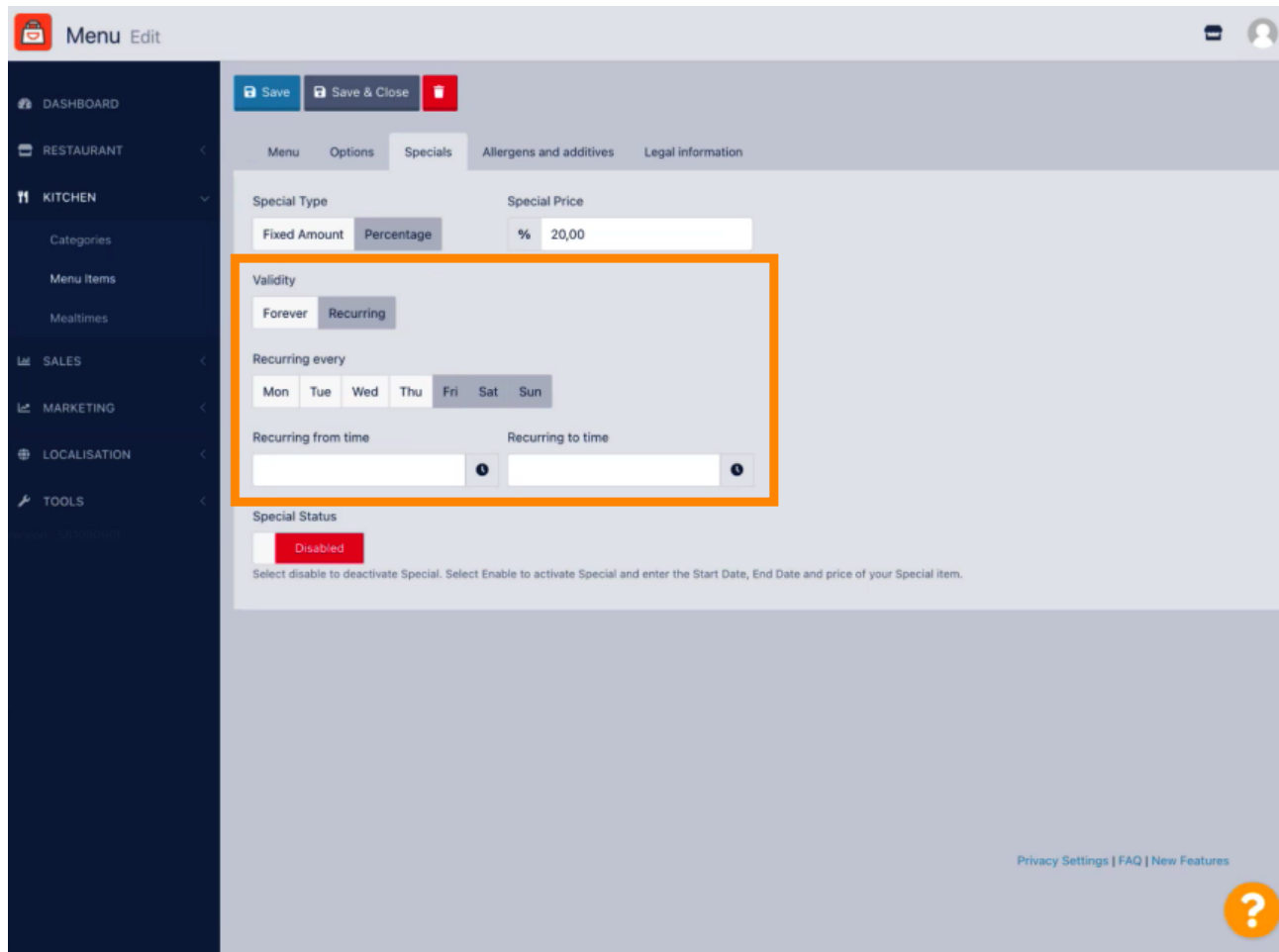
Haga clic en **Siempre** debajo Validez para establecer una duración ilimitada.



The screenshot shows the 'Menu Edit' interface with the 'Specials' tab selected. The 'Special Type' is set to 'Percentage' with a value of '20,00'. The 'Validity' section has 'Forever' selected, which is highlighted with an orange box. The 'Special Status' section has 'Disabled' selected, which is highlighted with a red box. The interface includes a sidebar with navigation options like 'DASHBOARD', 'RESTAURANT', 'KITCHEN', 'SALES', 'MARKETING', 'LOCALISATION', and 'TOOLS'. At the bottom right, there are links for 'Privacy Settings | FAQ | New Features' and a help icon.

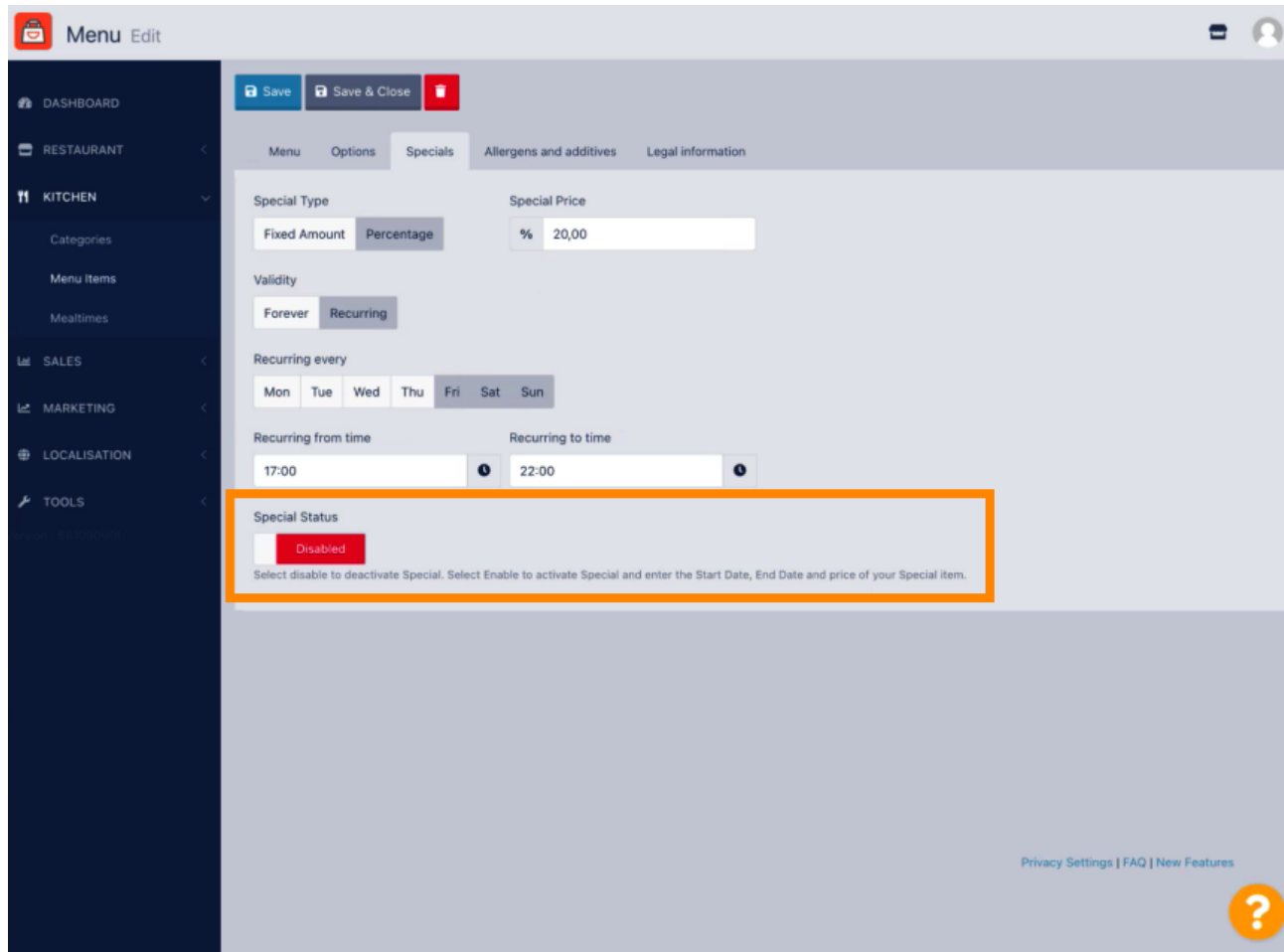


En Vigencia, haga clic en **Recurrente** y seleccione los días de la semana y el período en el que desea aplicar el descuento.



The screenshot shows the 'Menu Edit' interface with the 'Specials' tab selected. The 'Special Type' is set to 'Percentage' with a value of '20,00'. The 'Validity' section is highlighted with an orange box, showing 'Recurring' selected, 'Fri' selected in the 'Recurring every' section, and empty 'Recurring from time' and 'Recurring to time' fields. The 'Special Status' is set to 'Disabled'.

Para activar el descuento, **habilite** el interruptor.



Menu Edit

Save Save & Close

Menu Options Specials Allergens and additives Legal information

Special Type Special Price

Fixed Amount Percentage % 20,00

Validity

Forever Recurring

Recurring every

Mon Tue Wed Thu Fri Sat Sun

Recurring from time Recurring to time

17:00 22:00

Special Status

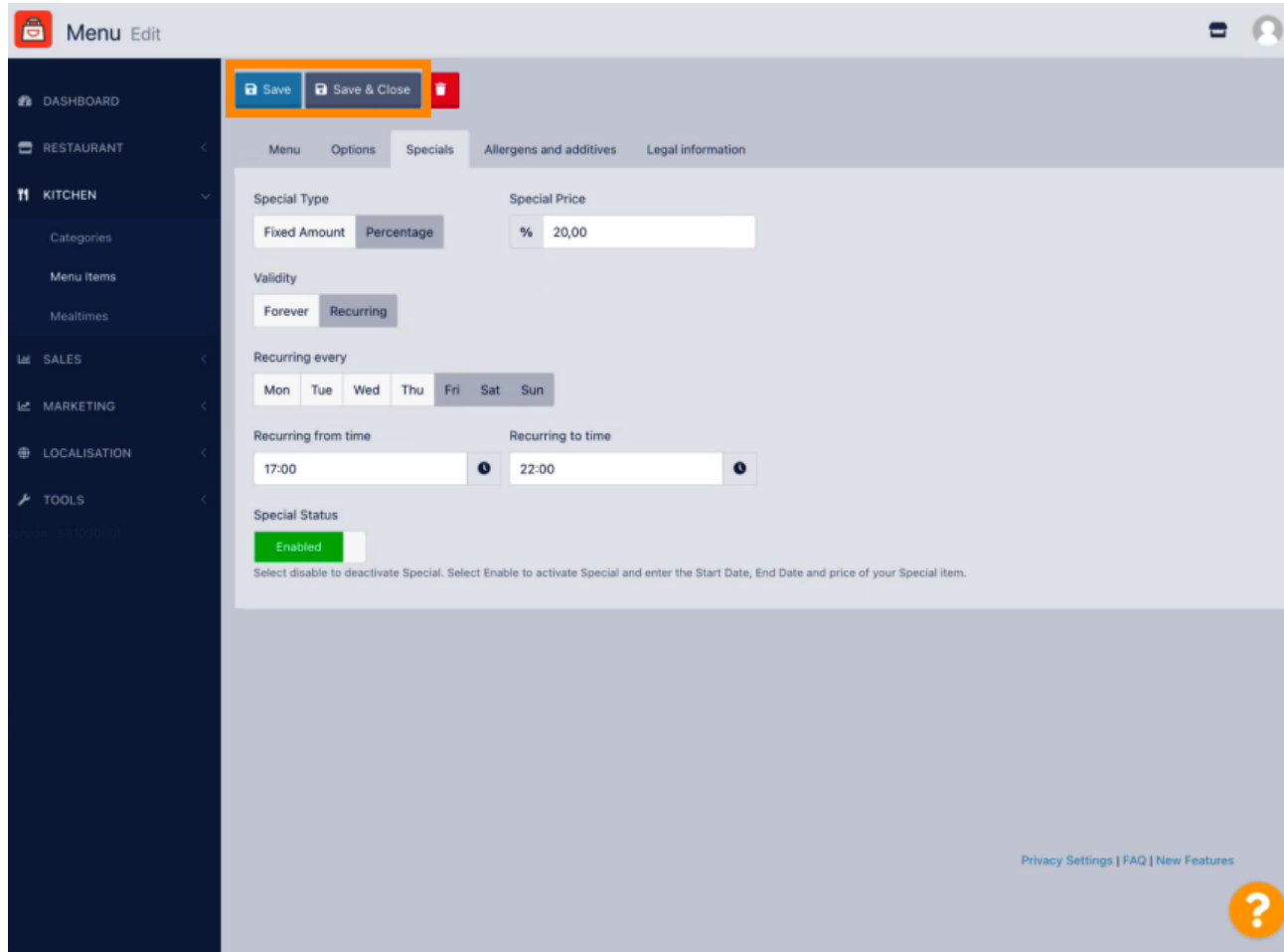
Disabled

Select disable to deactivate Special. Select Enable to activate Special and enter the Start Date, End Date and price of your Special item.

Privacy Settings | FAQ | New Features



 No olvide **guardar** sus cambios.



The screenshot shows the 'Menu Edit' interface with the 'Specials' tab selected. The 'Save' and 'Save & Close' buttons are highlighted with an orange box. The 'Special Price' is set to 20,00%.

Menu Edit

Save Save & Close

Menu Options Specials Allergens and additives Legal information

Special Type Special Price

Fixed Amount Percentage % 20,00

Validity

Forever Recurring

Recurring every

Mon Tue Wed Thu Fri Sat Sun

Recurring from time Recurring to time

17:00 22:00

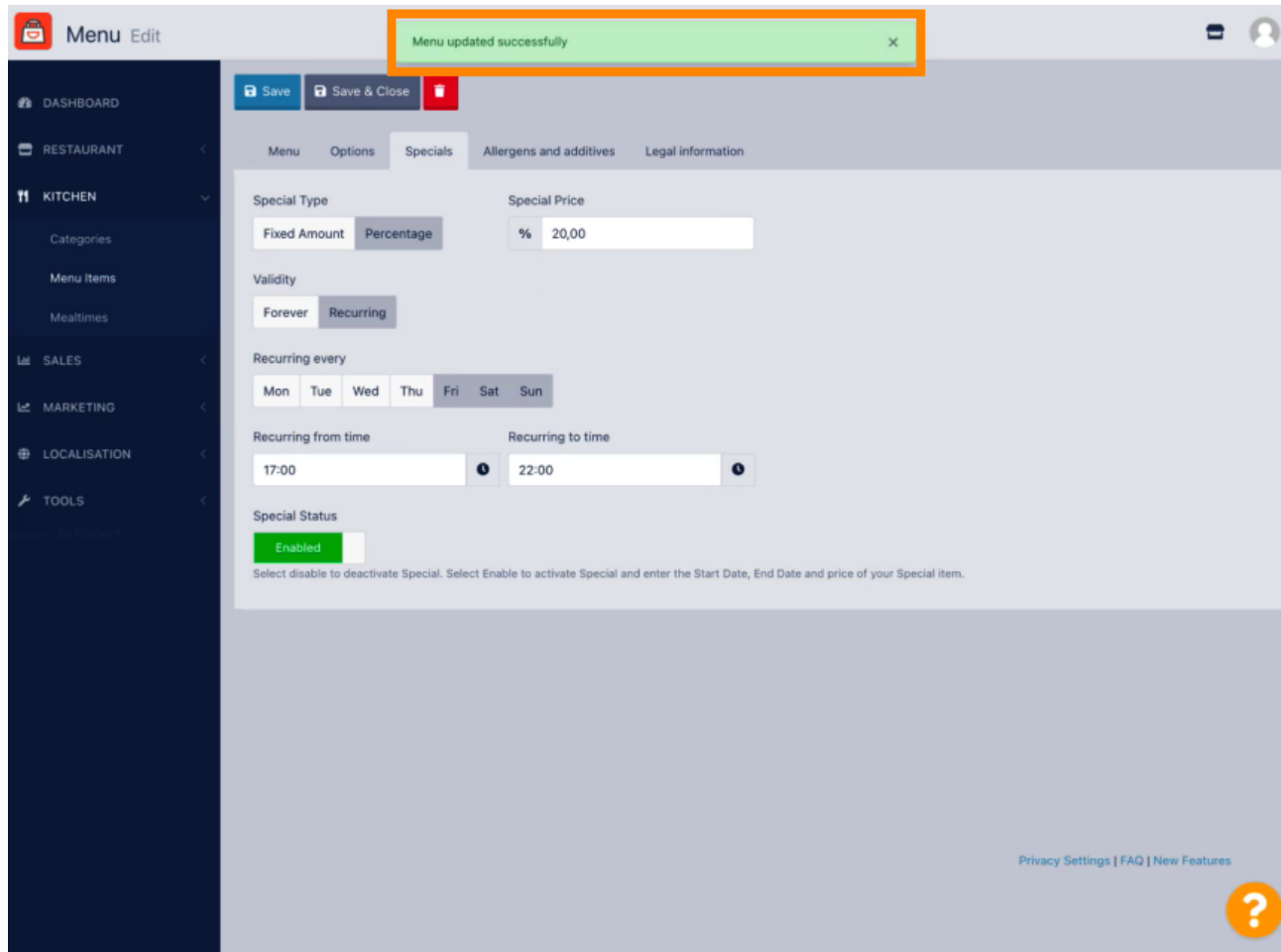
Special Status

Enabled

Select disable to deactivate Special. Select Enable to activate Special and enter the Start Date, End Date and price of your Special item.

Privacy Settings | FAQ | New Features

 Tus cambios ahora están actualizados. Eso es todo, has terminado.



The screenshot displays the 'Menu Edit' interface. At the top, a green notification box with a close icon (X) states 'Menu updated successfully'. Below this, there are buttons for 'Save', 'Save & Close', and a red delete icon. The main content area is divided into tabs: 'Menu', 'Options', 'Specials', 'Allergens and additives', and 'Legal information'. The 'Specials' tab is active, showing fields for 'Special Type' (with 'Percentage' selected), 'Special Price' (set to '% 20,00'), 'Validity' (with 'Recurring' selected), 'Recurring every' (with 'Fri' selected), 'Recurring from time' (set to '17:00'), and 'Recurring to time' (set to '22:00'). The 'Special Status' is set to 'Enabled'. A footer contains links for 'Privacy Settings | FAQ | New Features' and a help icon (question mark in a circle).



Scan to go to the interactive player