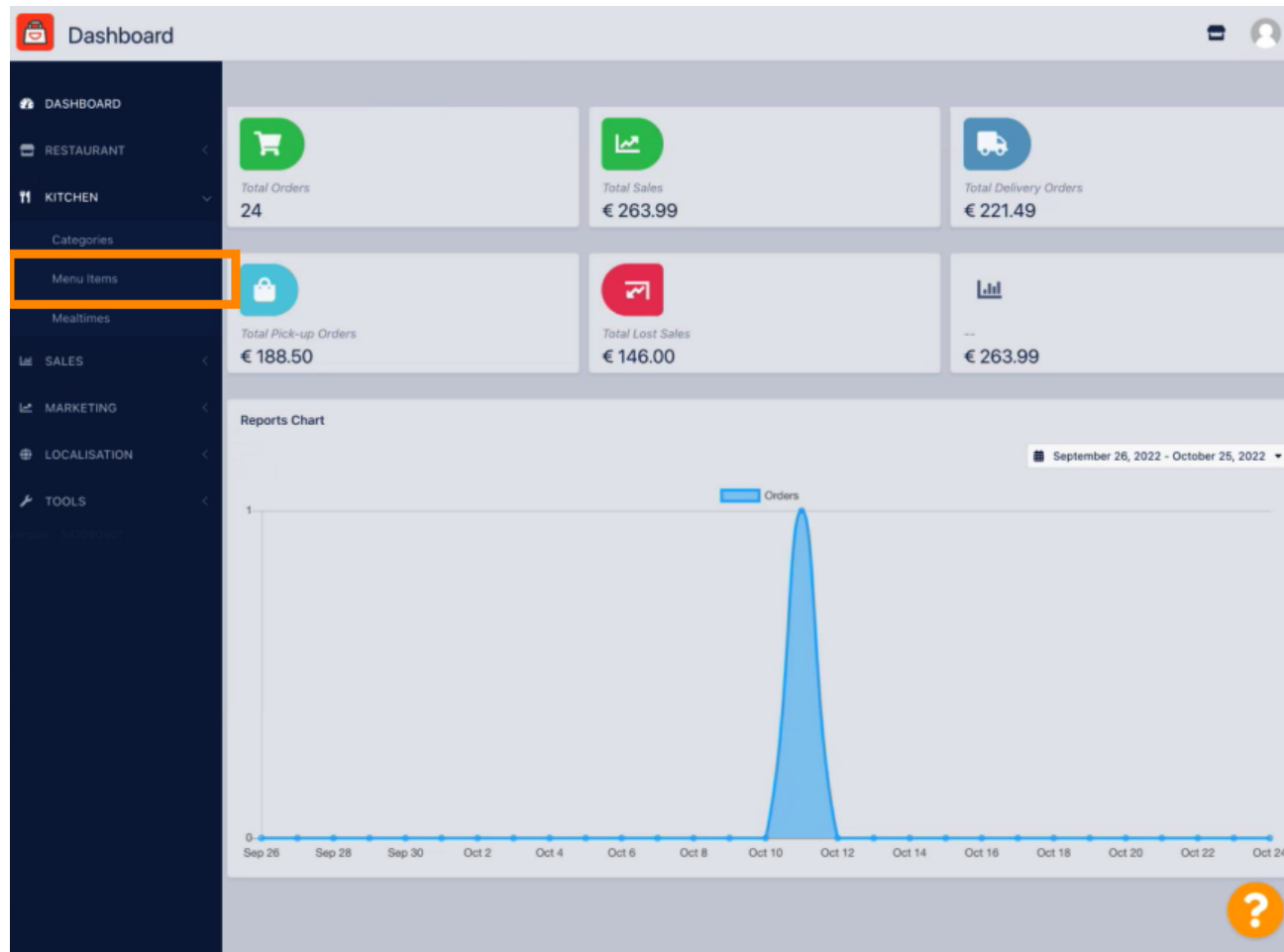
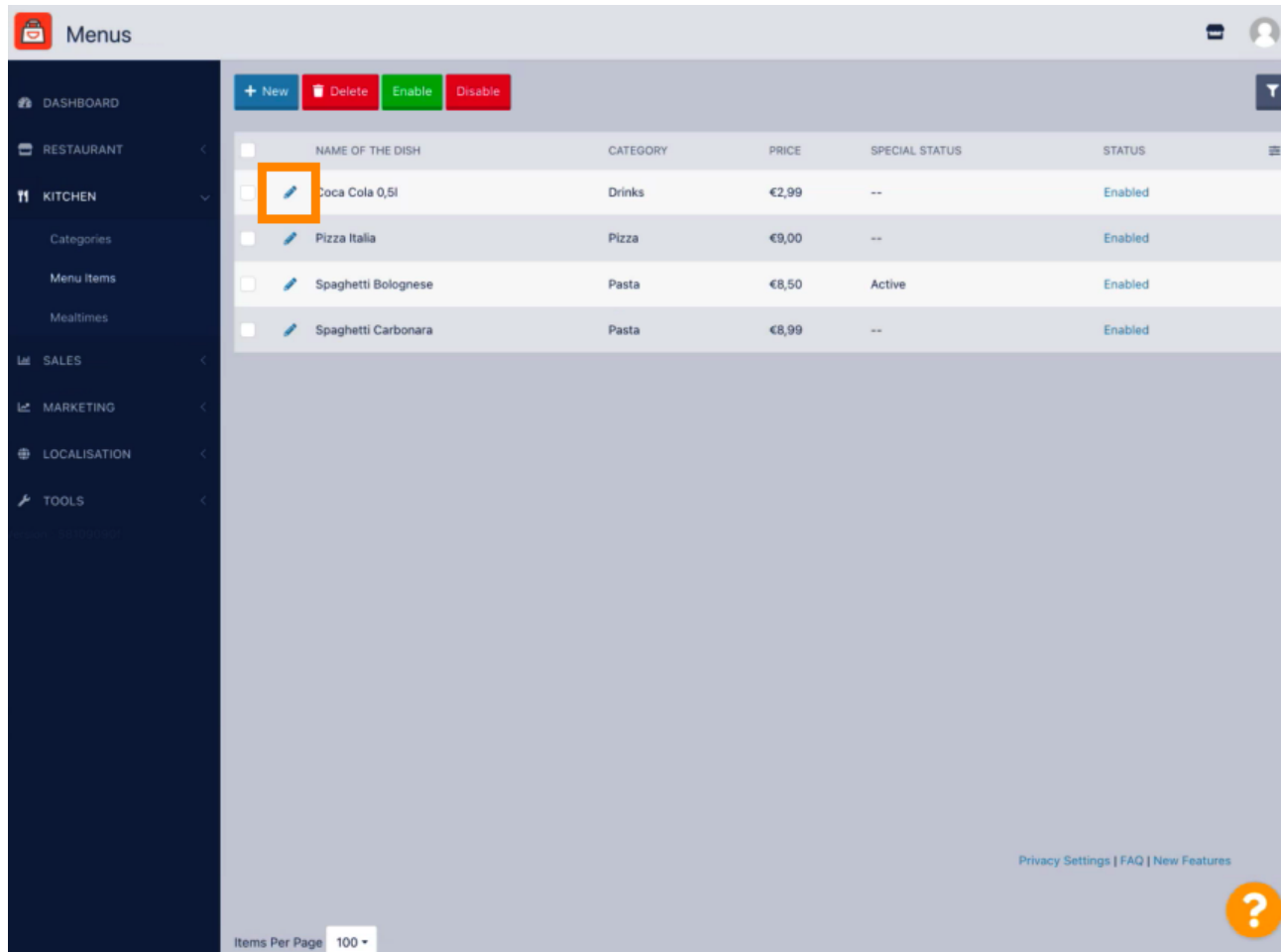




Kattintson a **Konyha** alatti **menüelemekre** .



 A kívánt menüpont szerkesztéséhez kattintson a **ceruza ikonra**.

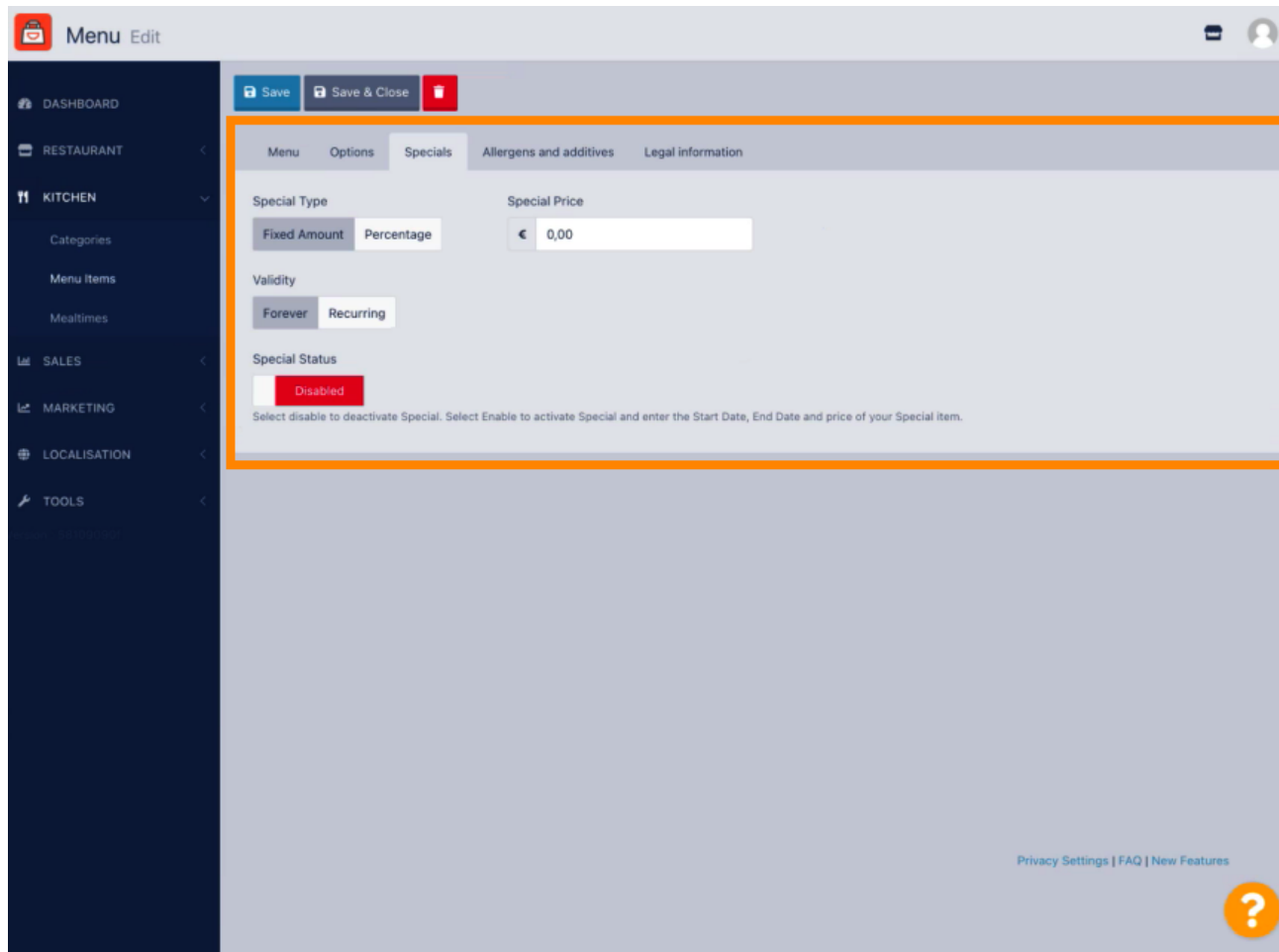


The screenshot displays the 'Menus' management interface. On the left is a dark sidebar with navigation options: DASHBOARD, RESTAURANT, KITCHEN (with sub-items: Categories, Menu Items, Mealtimes), SALES, MARKETING, LOCALISATION, and TOOLS. The main content area has a top bar with '+ New', 'Delete', 'Enable', and 'Disable' buttons. Below this is a table with columns: NAME OF THE DISH, CATEGORY, PRICE, SPECIAL STATUS, and STATUS. The table contains four items: 'Coca Cola 0,5l' (Drinks, €2,99, --, Enabled), 'Pizza Italia' (Pizza, €9,00, --, Enabled), 'Spaghetti Bolognese' (Pasta, €8,50, Active, Enabled), and 'Spaghetti Carbonara' (Pasta, €8,99, --, Enabled). An orange box highlights the pencil edit icon in the first row. At the bottom right, there are links for 'Privacy Settings | FAQ | New Features' and a help icon (question mark in a circle). At the bottom left, it says 'Items Per Page 100'.

NAME OF THE DISH	CATEGORY	PRICE	SPECIAL STATUS	STATUS
Coca Cola 0,5l	Drinks	€2,99	--	Enabled
Pizza Italia	Pizza	€9,00	--	Enabled
Spaghetti Bolognese	Pasta	€8,50	Active	Enabled
Spaghetti Carbonara	Pasta	€8,99	--	Enabled



Az **Akciók** fül alatt adhat hozzá vagy szerkeszthet kedvezményt a menüelemhez. Választhat **fix összeg** vagy **százalék** között.



Menu Edit

Save Save & Close

Menu Options **Specials** Allergens and additives Legal information

Special Type Special Price

Fixed Amount Percentage ◀ 0,00

Validity

Forever Recurring

Special Status

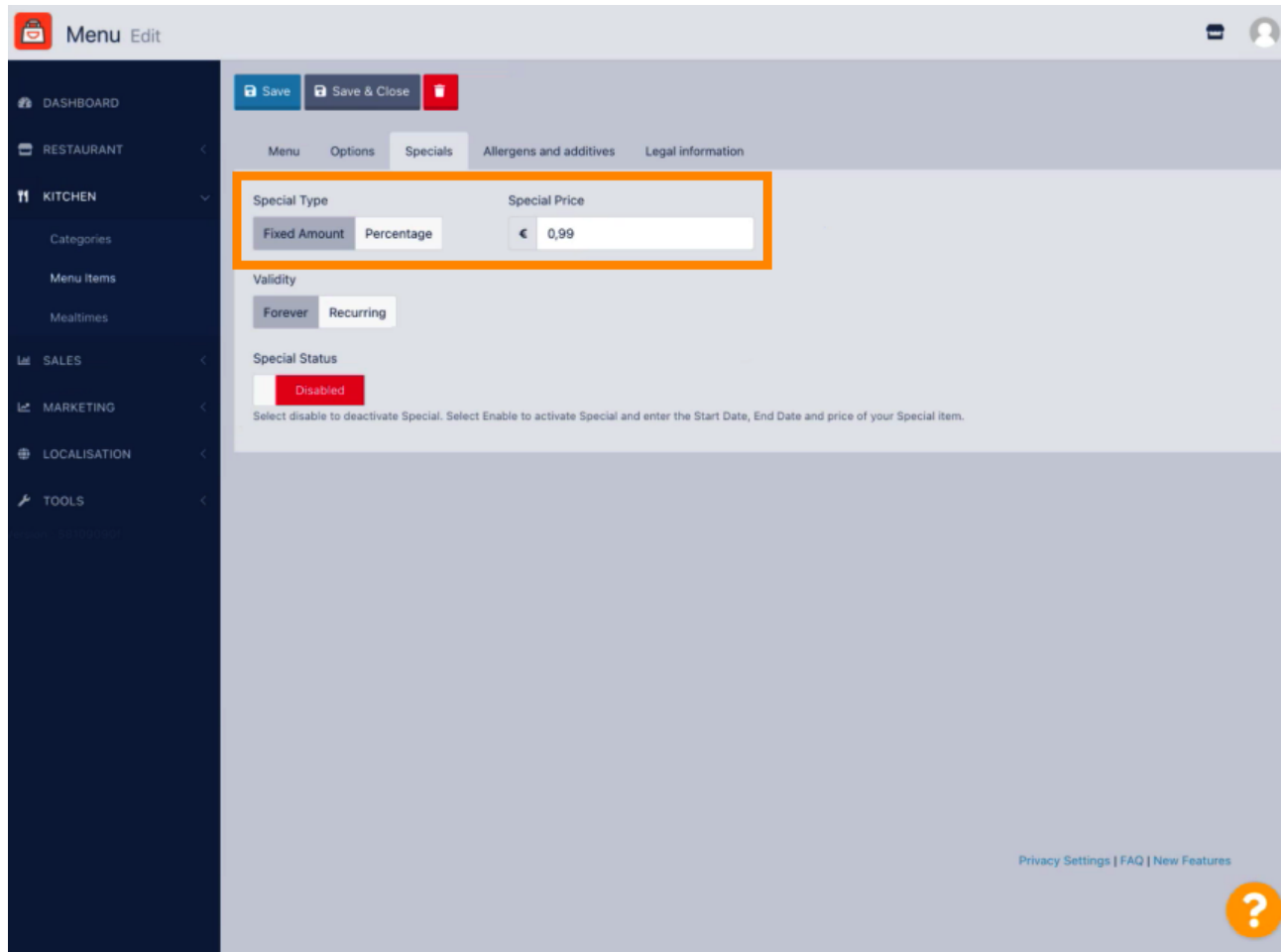
Disabled

Select disable to deactivate Special. Select Enable to activate Special and enter the Start Date, End Date and price of your Special item.

Privacy Settings | FAQ | New Features

?

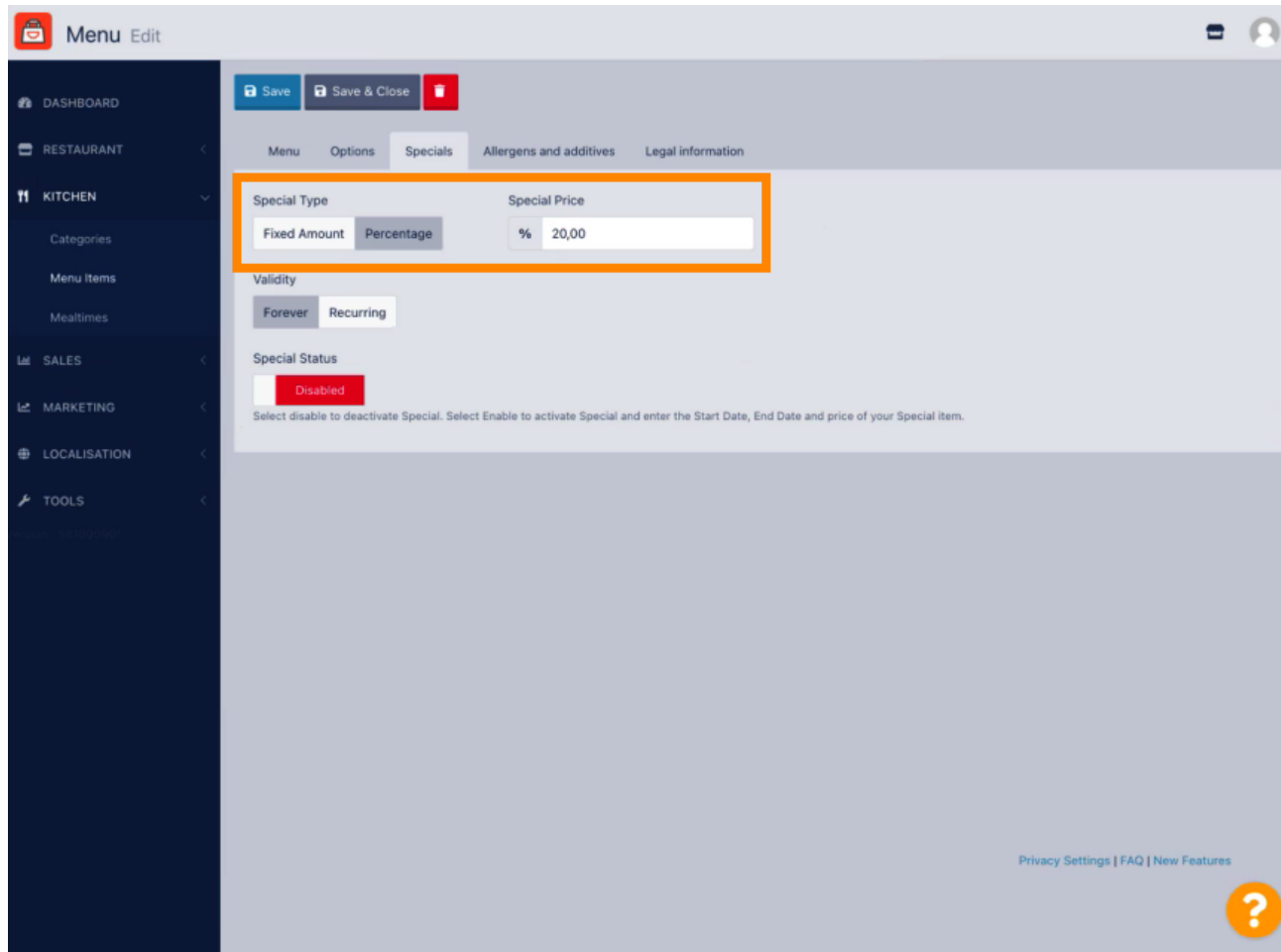
 Statikus ár beállításához kattintson a **Rögzített összeg** lehetőségre.



The screenshot displays the 'Menu Edit' interface. The left sidebar contains navigation options: DASHBOARD, RESTAURANT, KITCHEN (with sub-items: Categories, Menu Items, Mealtimes), SALES, MARKETING, LOCALISATION, and TOOLS. The main content area is titled 'Menu Edit' and includes buttons for 'Save', 'Save & Close', and a red delete icon. Below these are tabs for 'Menu', 'Options', 'Specials', 'Allergens and additives', and 'Legal information'. The 'Specials' tab is active, showing 'Special Type' with 'Fixed Amount' selected and 'Percentage' as an alternative. The 'Special Price' is set to '0,99'. Below this, the 'Validity' section has 'Forever' selected over 'Recurring'. The 'Special Status' section shows a 'Disabled' toggle. A help icon (question mark) is visible in the bottom right corner.

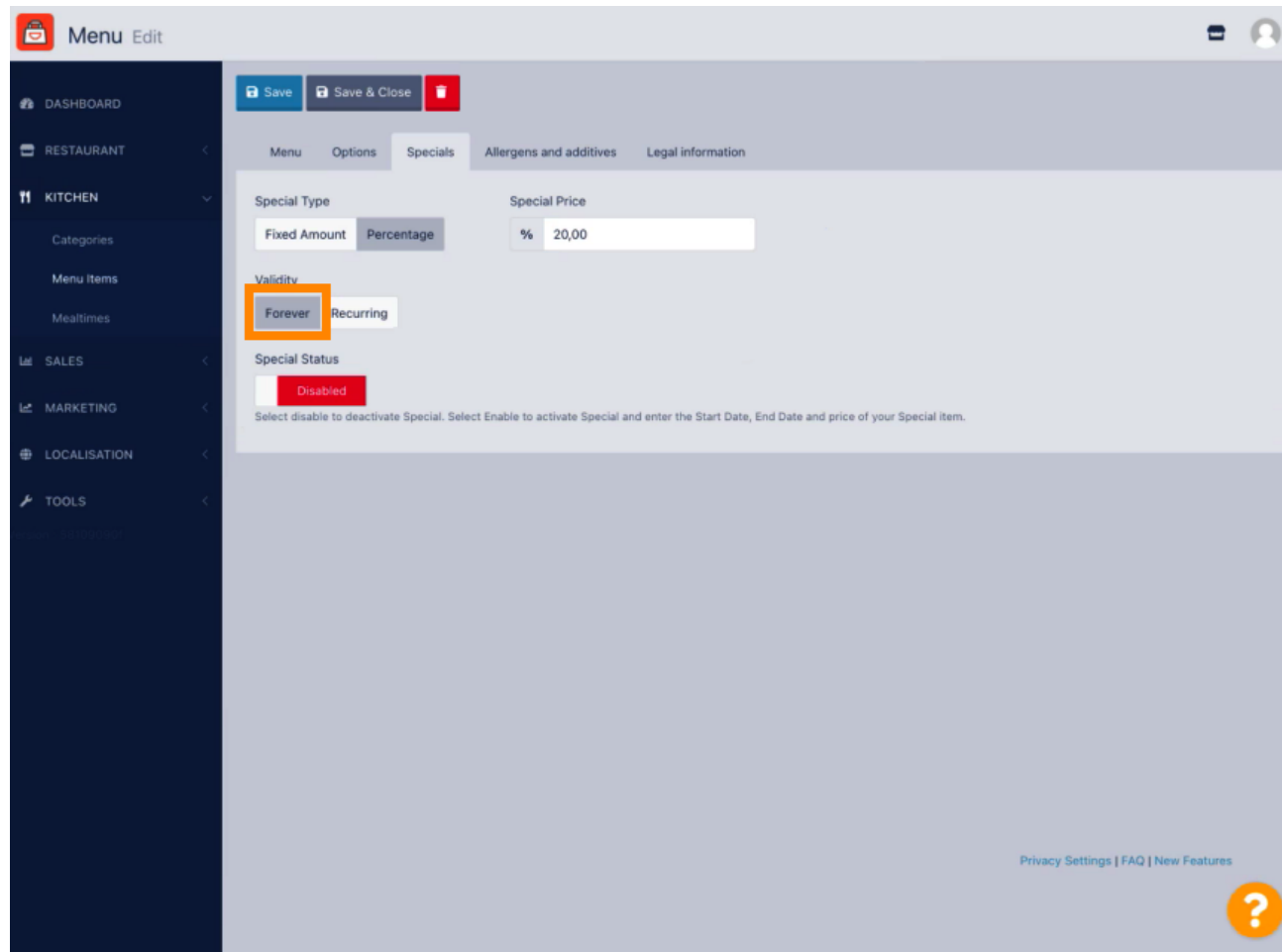


Kattintson a **Százalék** elemre az eredeti ár százalékos engedményének beállításához.



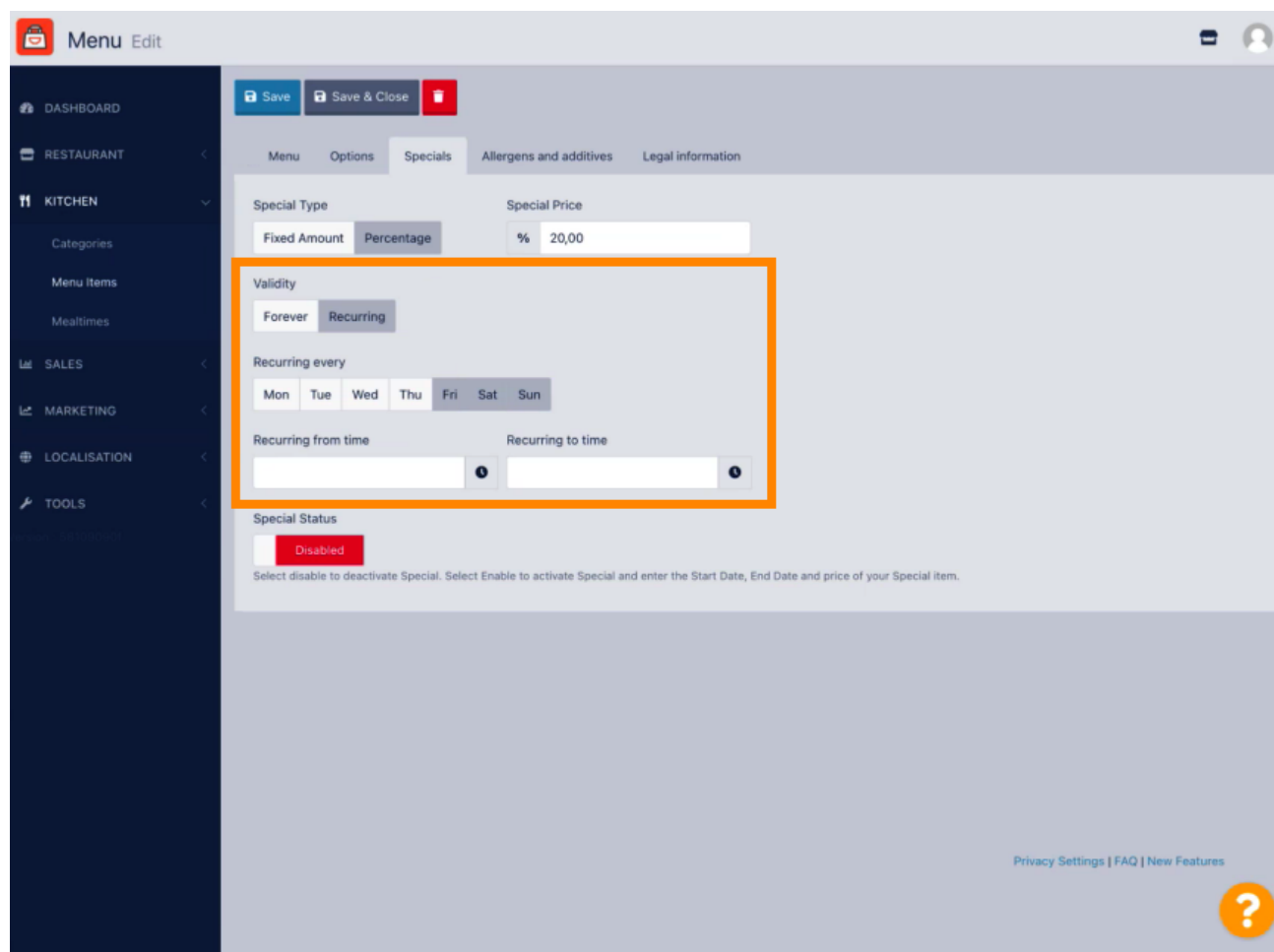
The screenshot displays the 'Menu Edit' interface. On the left is a dark sidebar with navigation options: DASHBOARD, RESTAURANT, KITCHEN (with sub-items: Categories, Menu Items, Mealtimes), SALES, MARKETING, LOCALISATION, and TOOLS. The main content area has a top bar with 'Save', 'Save & Close', and a red delete icon. Below this is a tabbed interface with 'Menu', 'Options', 'Specials', 'Allergens and additives', and 'Legal information'. The 'Specials' tab is active, showing a 'Special Type' section with 'Fixed Amount' and 'Percentage' buttons. The 'Percentage' button is selected, and the 'Special Price' field is set to '% 20,00'. Below this is a 'Validity' section with 'Forever' and 'Recurring' buttons. The 'Special Status' section shows a 'Disabled' button and a note: 'Select disable to deactivate Special. Select Enable to activate Special and enter the Start Date, End Date and price of your Special item.' At the bottom right, there are links for 'Privacy Settings | FAQ | New Features' and a help icon (question mark in a circle).

 Kattintson az **Örökké** gombra az alatt Korlátlan időtartam beállításának érvényessége.



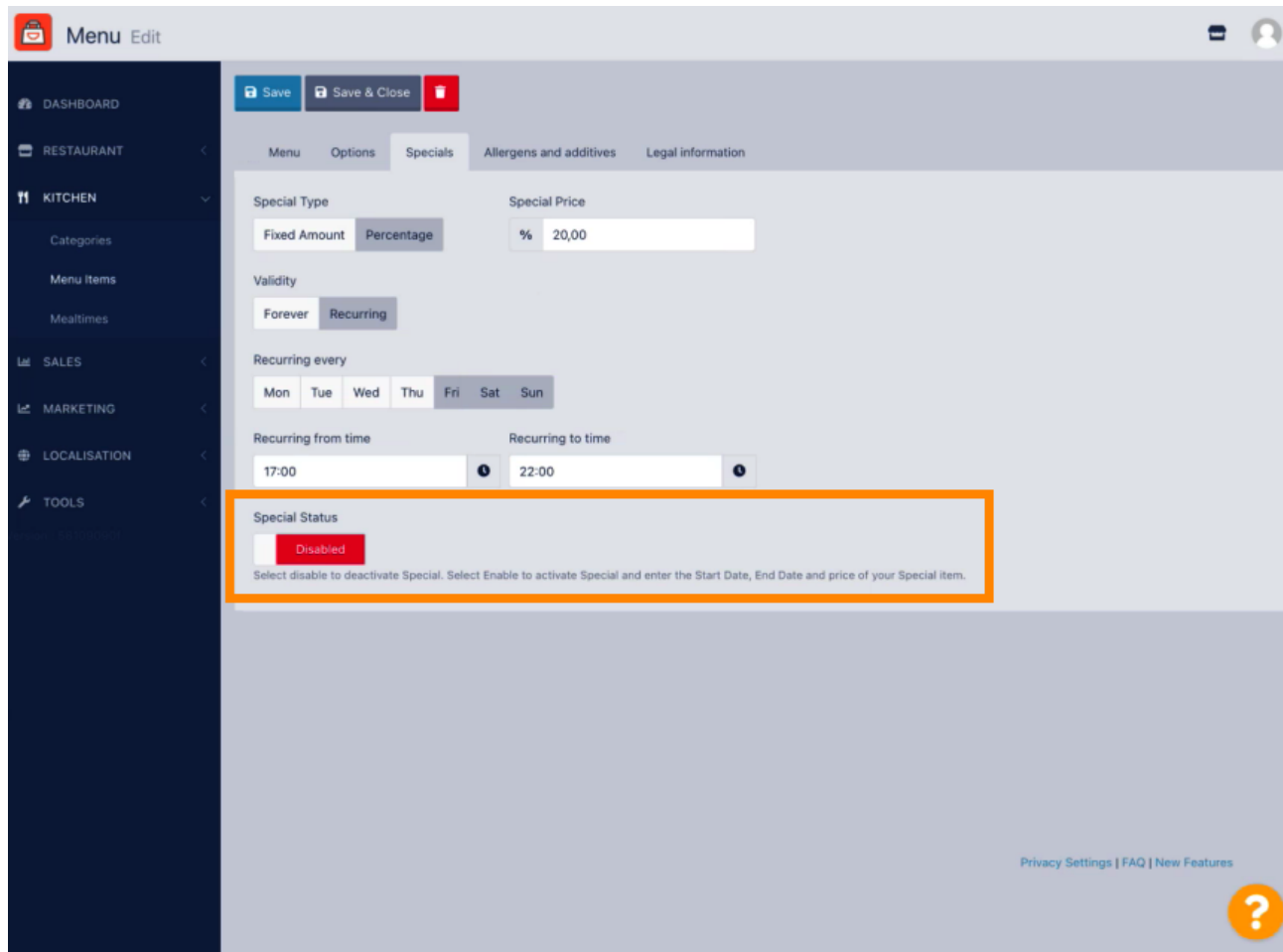


Az Érvényesség alatt kattintson az **Ismétlődő** elemre, és válassza ki a hét napjait és azt az időszakot, amelyre a kedvezményt alkalmazni kívánja.



The screenshot shows the 'Menu Edit' interface with the 'Specials' tab selected. The 'Special Type' is set to 'Percentage' with a value of '20,00'. The 'Validity' section is highlighted with an orange box, showing 'Recurring' selected, 'Fri' selected in the 'Recurring every' row, and empty 'Recurring from time' and 'Recurring to time' fields. The 'Special Status' is set to 'Disabled'.

 A kedvezmény aktiválásához **engedélyezze** a kapcsolót.



Menu Edit

Save Save & Close

Menu Options **Specials** Allergens and additives Legal information

Special Type Special Price

Fixed Amount Percentage % 20,00

Validity

Forever Recurring

Recurring every

Mon Tue Wed Thu Fri Sat Sun

Recurring from time Recurring to time

17:00 22:00

Special Status

Disabled

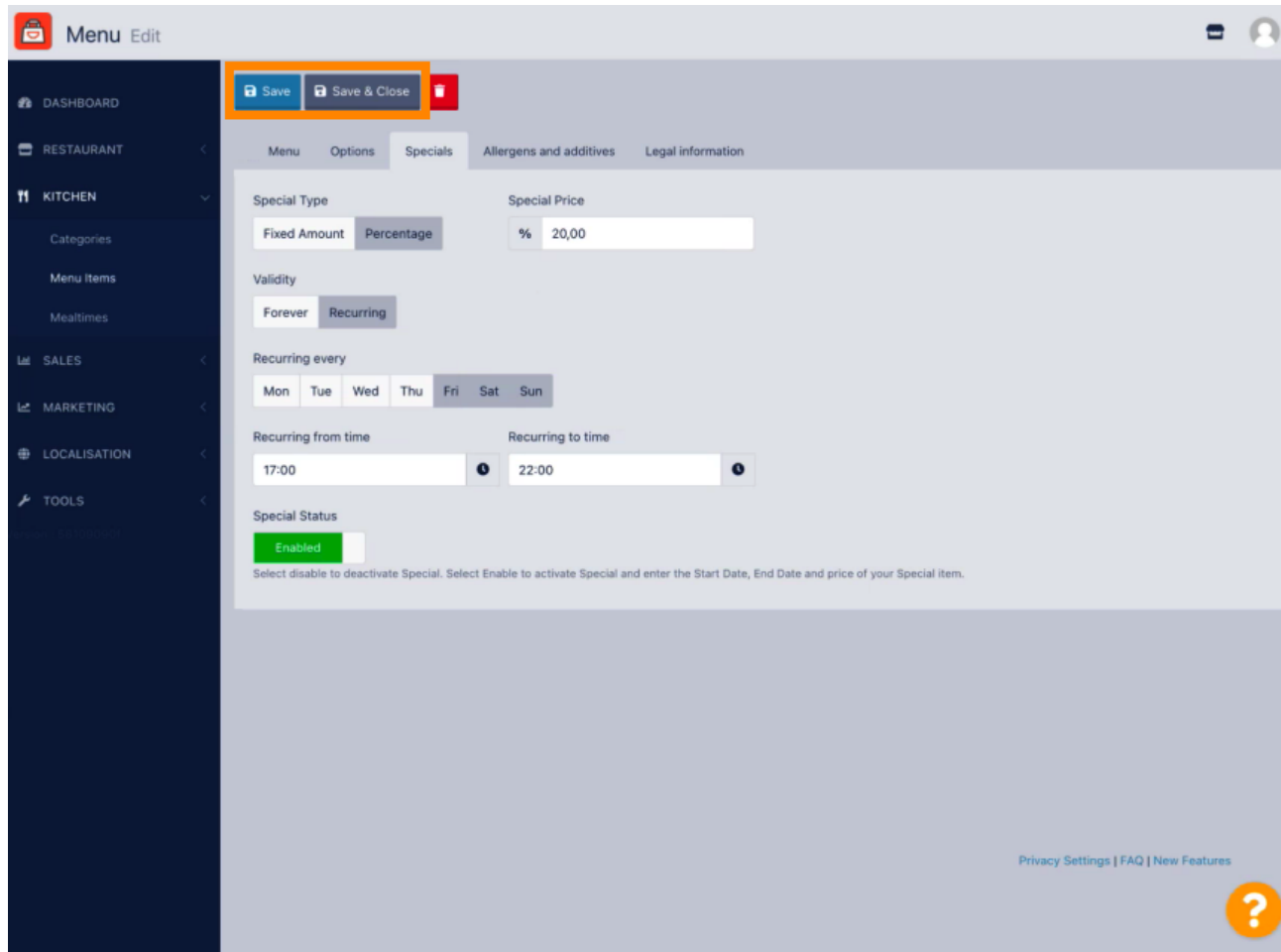
Select disable to deactivate Special. Select Enable to activate Special and enter the Start Date, End Date and price of your Special item.

Privacy Settings | FAQ | New Features

?



Ne felejtse el **menteni** a változtatásokat.



Menu Edit

Save Save & Close

Menu Options **Specials** Allergens and additives Legal information

Special Type: Fixed Amount Percentage

Special Price: % 20,00

Validity: Forever Recurring

Recurring every: Mon Tue Wed Thu **Fri** Sat Sun

Recurring from time: 17:00 Recurring to time: 22:00

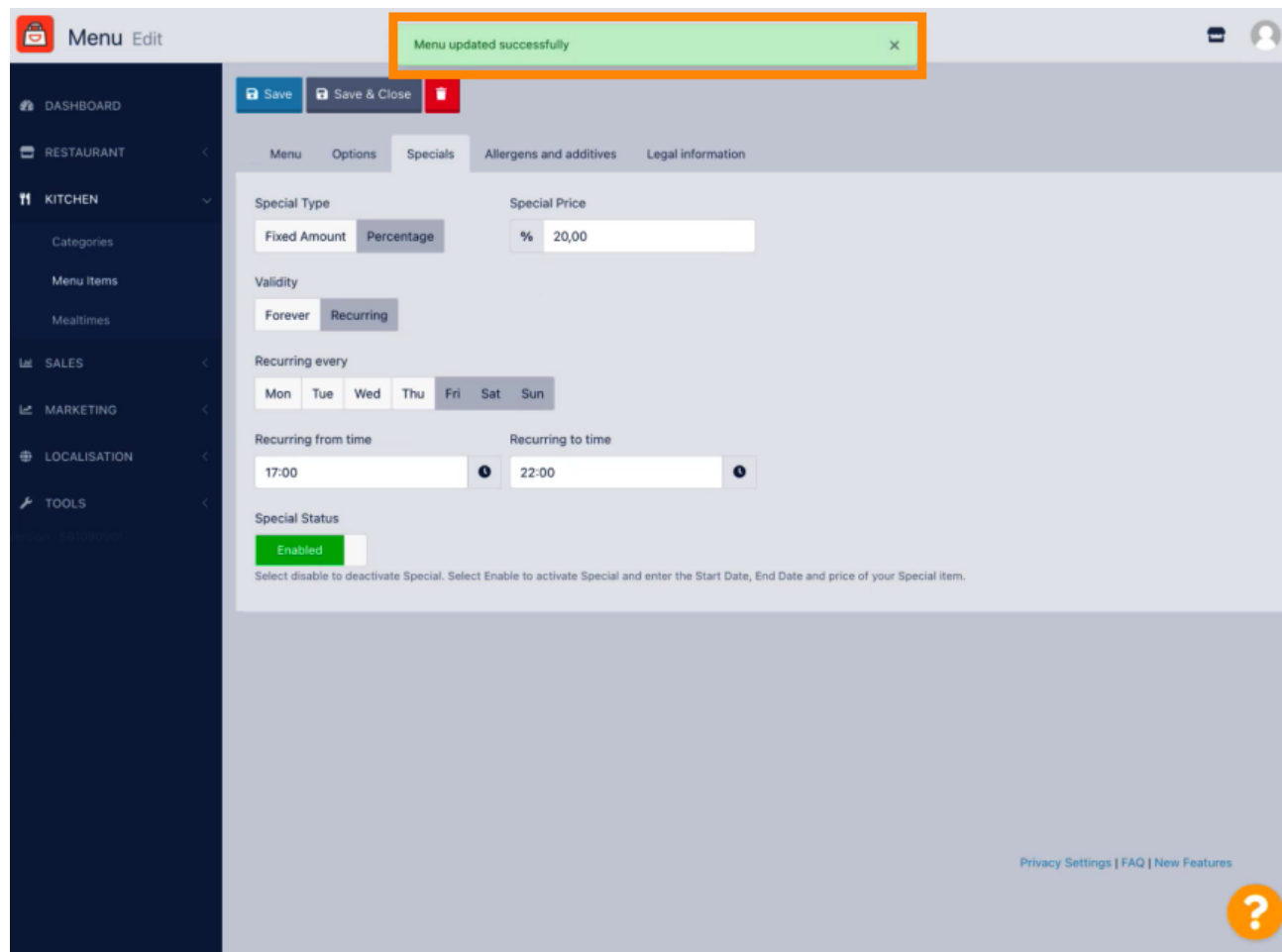
Special Status: Enabled

Select disable to deactivate Special. Select Enable to activate Special and enter the Start Date, End Date and price of your Special item.

[Privacy Settings](#) | [FAQ](#) | [New Features](#)



A módosítások most frissülnek. Ez az, kész.



Menu Edit

Menu updated successfully

Save Save & Close

Menu Options **Specials** Allergens and additives Legal information

Special Type: Fixed Amount Percentage

Special Price: % 20,00

Validity: Forever Recurring

Recurring every: Mon Tue Wed Thu **Fri** Sat Sun

Recurring from time: 17:00 Recurring to time: 22:00

Special Status: Enabled

Select disable to deactivate Special. Select Enable to activate Special and enter the Start Date, End Date and price of your Special item.

Privacy Settings | FAQ | New Features



Scan to go to the interactive player