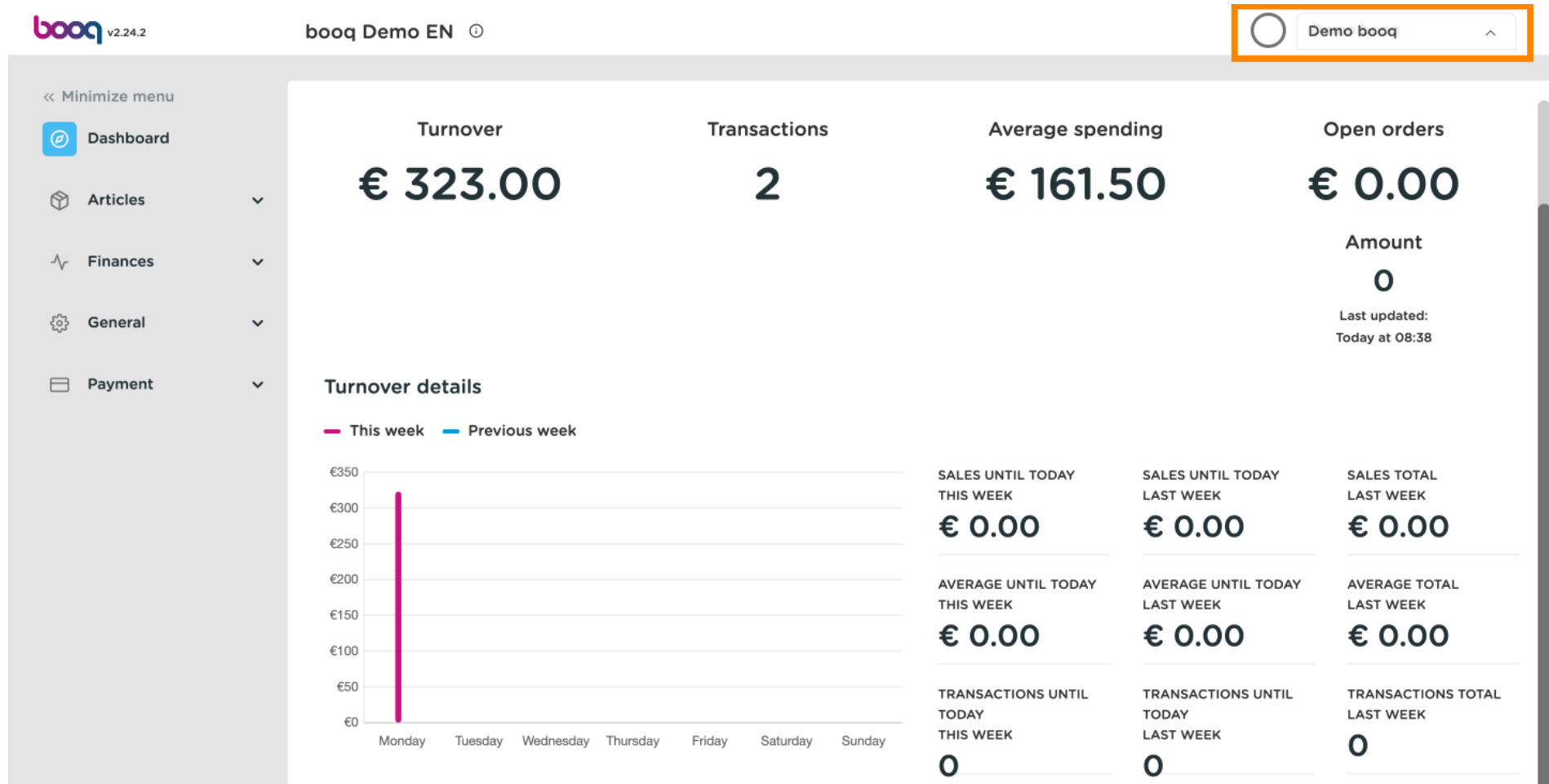


The first step is to open booq.platform and click on [Demo booq](#)



booq v2.24.2 booq Demo EN ⓘ

Demo booq ^

<< Minimize menu

- @ Dashboard
- 📦 Articles ▾
- 📈 Finances ▾
- ⚙️ General ▾
- 💳 Payment ▾

Turnover

€ 323.00

Transactions

2

Average spending

€ 161.50

Open orders

€ 0.00

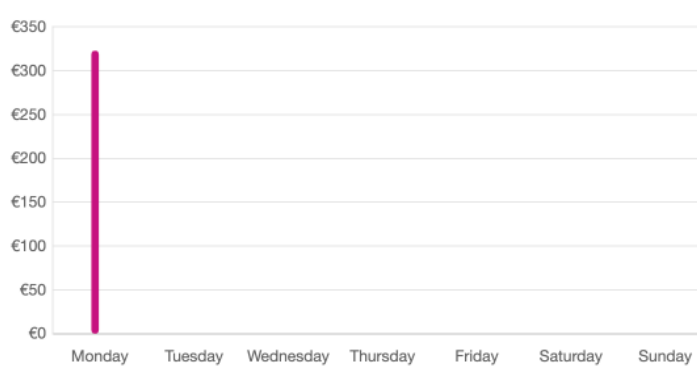
Amount

0

Last updated:
Today at 08:38

Turnover details

— This week — Previous week



SALES UNTIL TODAY THIS WEEK	SALES UNTIL TODAY LAST WEEK	SALES TOTAL LAST WEEK
€ 0.00	€ 0.00	€ 0.00
AVERAGE UNTIL TODAY THIS WEEK	AVERAGE UNTIL TODAY LAST WEEK	AVERAGE TOTAL LAST WEEK
€ 0.00	€ 0.00	€ 0.00
TRANSACTIONS UNTIL TODAY THIS WEEK	TRANSACTIONS UNTIL TODAY LAST WEEK	TRANSACTIONS TOTAL LAST WEEK
0	0	0

1 of 9



Click on **Profile** to open your Profile settings

v2.24.2

booq Demo EN ⓘ

⊙ Demo booq ^
⚙ Profile
➔ Logout
📄 Open orders

<< Minimize menu

- Dashboard
- Articles ▾
- Finances ▾
- General ▾
- Payment ▾

Turnover

€ 323.00

Transactions

2

Average spending

€ 161.50

Open orders

€ 0.00

Amount

0

Last updated:
Today at 08:38

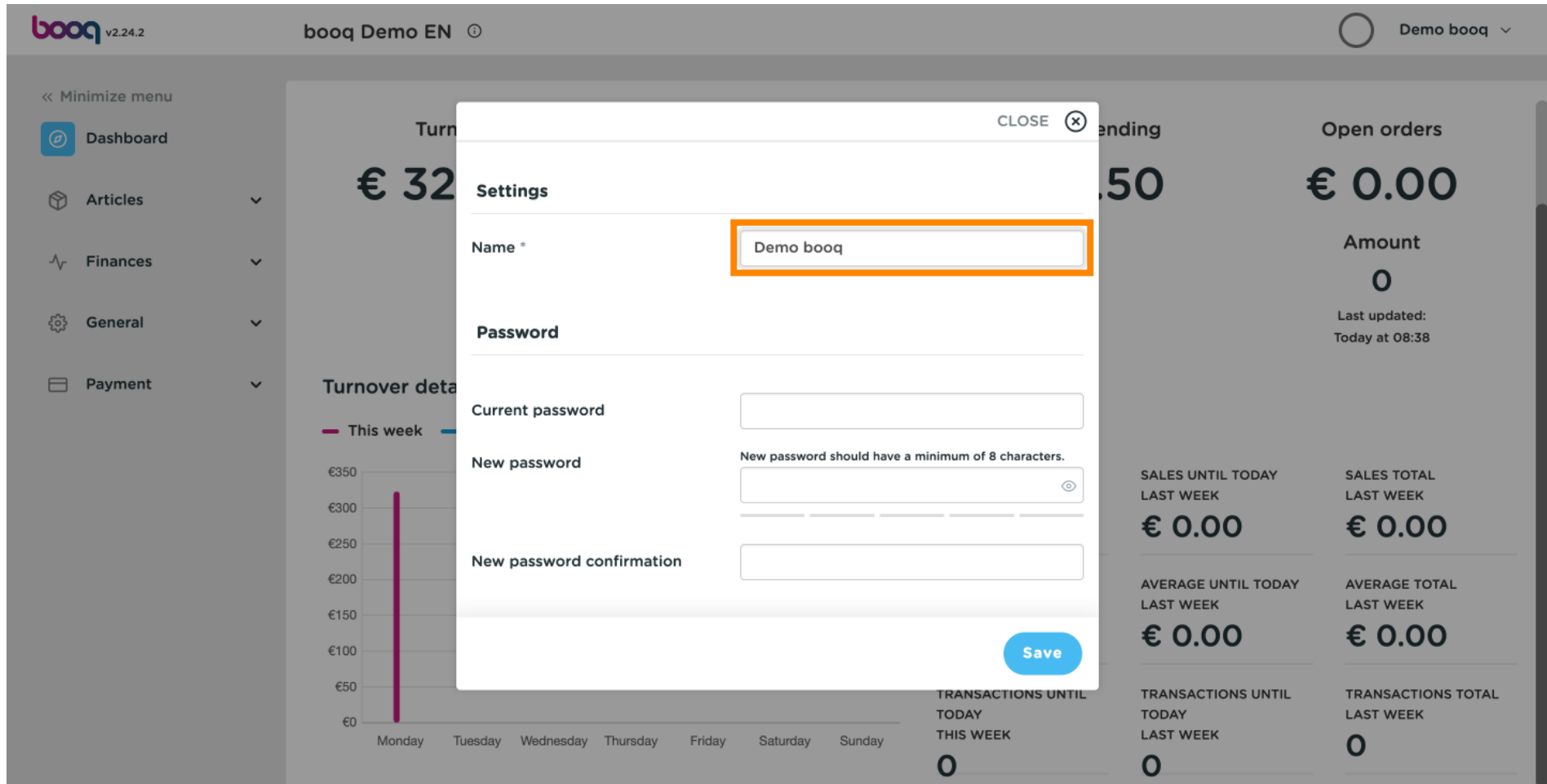
Turnover details

— This week — Previous week

SALES UNTIL TODAY THIS WEEK	SALES UNTIL TODAY LAST WEEK	SALES TOTAL LAST WEEK
€ 0.00	€ 0.00	€ 0.00
AVERAGE UNTIL TODAY THIS WEEK	AVERAGE UNTIL TODAY LAST WEEK	AVERAGE TOTAL LAST WEEK
€ 0.00	€ 0.00	€ 0.00
TRANSACTIONS UNTIL TODAY THIS WEEK	TRANSACTIONS UNTIL TODAY LAST WEEK	TRANSACTIONS TOTAL LAST WEEK
0	0	0



Click on **Name** to edit or change your Name.

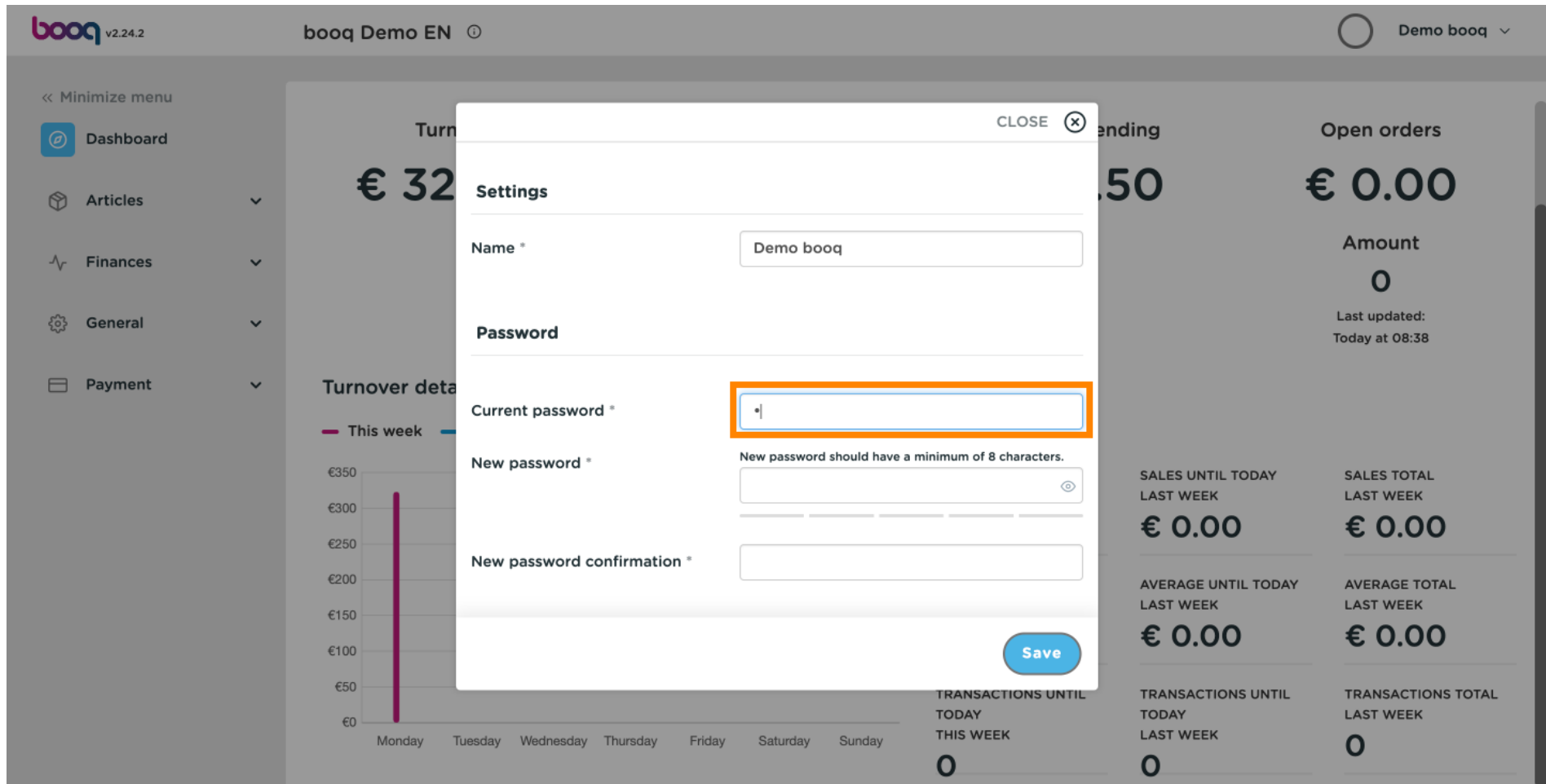


The screenshot shows the 'booq' user interface with a 'Settings' modal open. The modal has a 'CLOSE' button in the top right corner. The 'Name' field is highlighted with an orange border and contains the text 'Demo booq'. Below the name field are sections for 'Password' and 'New password confirmation', each with a text input field. A blue 'Save' button is located at the bottom right of the modal. The background shows a dashboard with a sidebar menu (Dashboard, Articles, Finances, General, Payment), a turnover chart for 'This week' showing a peak on Monday, and various financial summary cards for sales and transactions.

Category	Until Today	Total Last Week
Sales	€ 0.00	€ 0.00
Average	€ 0.00	€ 0.00
Transactions	0	0



To change your password, click on **Current password** and type in your current password.



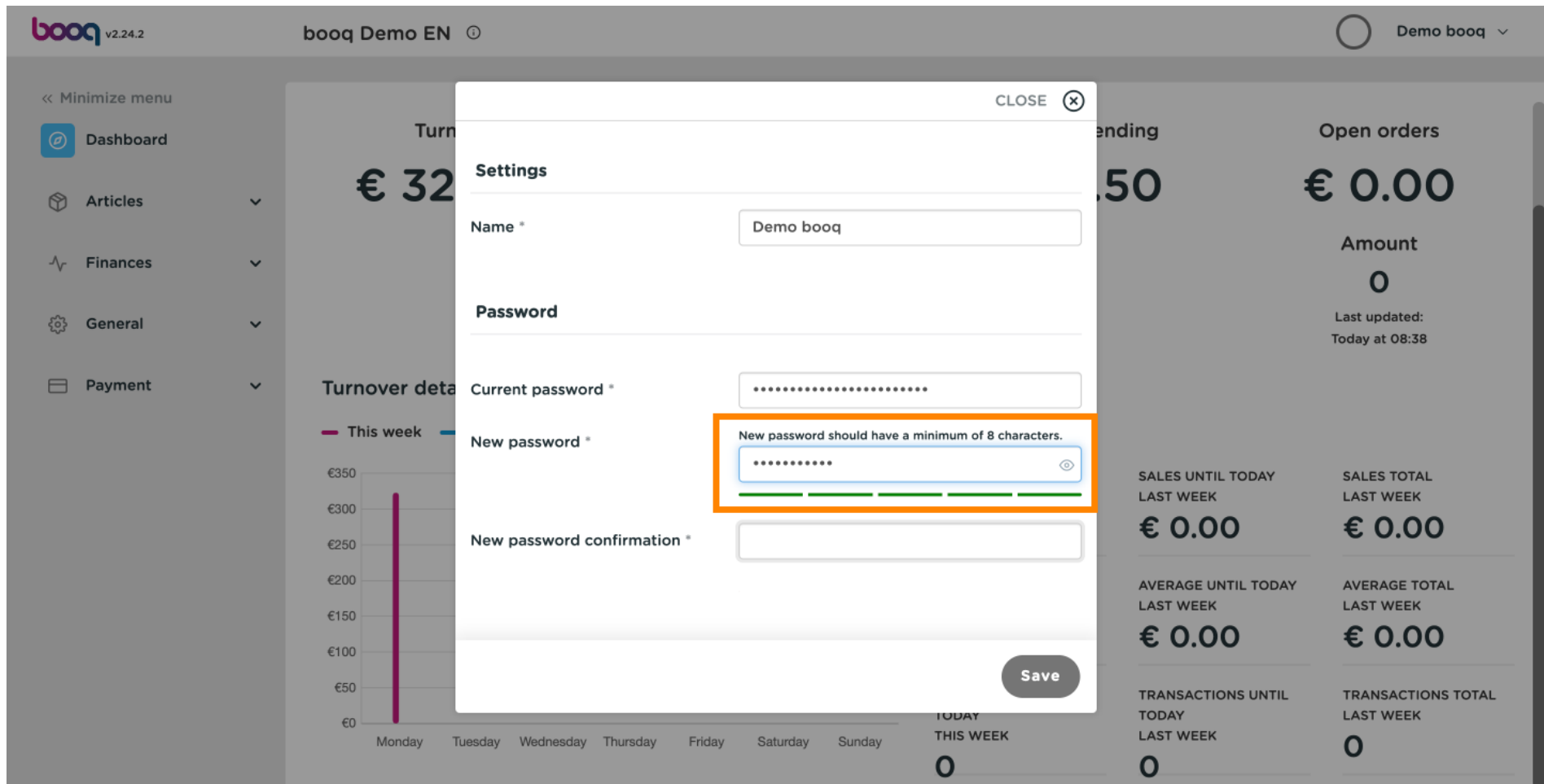
The screenshot shows the 'booq' user interface. A modal window titled 'Settings' is open, allowing the user to change their password. The modal contains the following fields:

- Name ***: Demo booq
- Password** section:
 - Current password ***: This field is highlighted with an orange border and contains a single character.
 - New password ***: Includes a note 'New password should have a minimum of 8 characters.' and a toggle for visibility.
 - New password confirmation ***: A field for re-entering the new password.
- Save**: A blue button at the bottom right of the modal.

The background dashboard shows a sidebar with 'Minimize menu', 'Dashboard', 'Articles', 'Finances', 'General', and 'Payment'. The main content area displays 'Turnover' data with a bar chart for 'This week' and various financial metrics like 'Sales until today last week' and 'Transactions until today this week'.



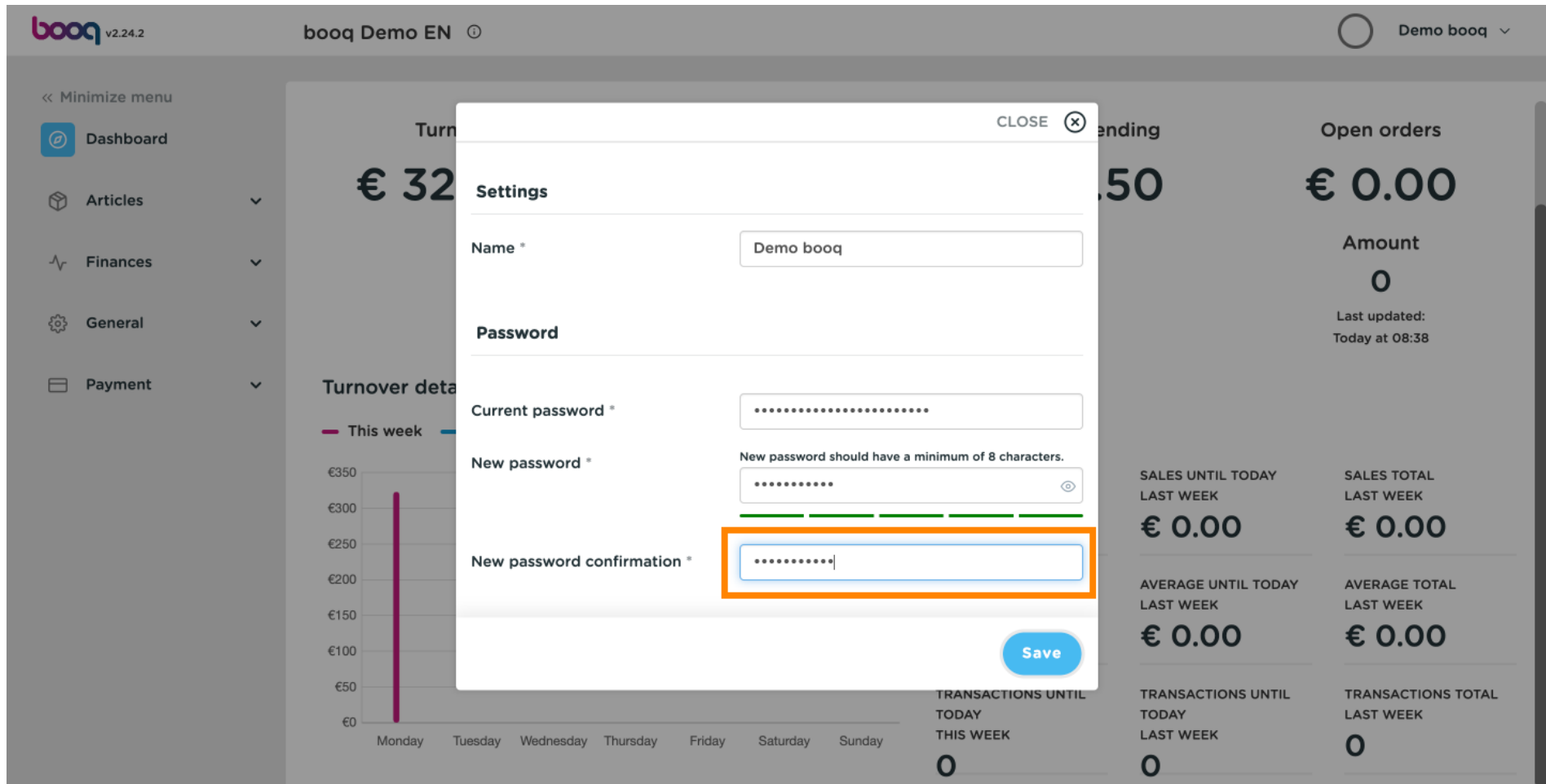
After putting in your current password. Click on **New password** and fill in your new desired password.
Note: Pay attention to the password safety bar below to see, if your password is secure.



The screenshot displays the 'booq v2.24.2' interface. A 'Settings' modal is open, showing the 'Password' section. The 'Name' field contains 'Demo booq'. The 'Current password' field is masked with dots. The 'New password' field is highlighted with an orange box and contains a password safety bar with green segments, indicating a secure password. A tooltip above the bar states: 'New password should have a minimum of 8 characters.' The 'New password confirmation' field is empty. A 'Save' button is located at the bottom right of the modal. The background shows a dashboard with a 'Turnover data' chart and various financial metrics.

Metric	Value
Turnover	€ 32
Open orders	€ 0.00
Amount	0
SALES UNTIL TODAY LAST WEEK	€ 0.00
SALES TOTAL LAST WEEK	€ 0.00
AVERAGE UNTIL TODAY LAST WEEK	€ 0.00
AVERAGE TOTAL LAST WEEK	€ 0.00
TRANSACTIONS UNTIL TODAY LAST WEEK	0
TRANSACTIONS TOTAL LAST WEEK	0

 Click on **New password confirmation** and confirm your new password.

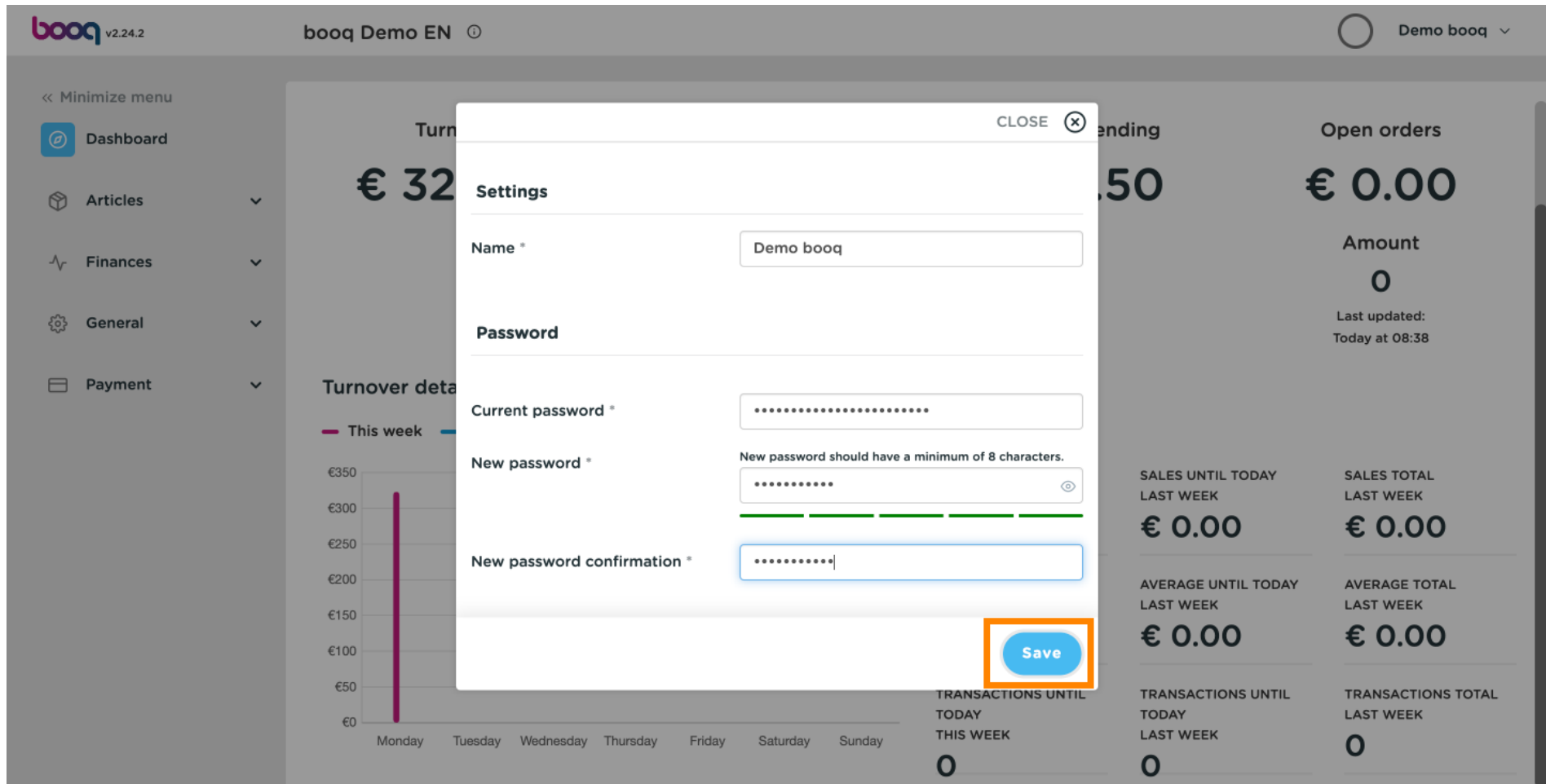


The screenshot shows the 'booq' user interface. A modal window titled 'Settings' is open, allowing the user to change their password. The modal contains the following fields:

- Name ***: Demo booq
- Password**
- Current password ***: [Redacted]
- New password ***: [Redacted] with a note: "New password should have a minimum of 8 characters."
- New password confirmation ***: [Redacted] (highlighted with an orange box)

A blue 'Save' button is located at the bottom right of the modal. The background shows a dashboard with a sidebar menu (Dashboard, Articles, Finances, General, Payment), a turnover chart for 'This week', and various financial metrics like 'Sales until today last week' and 'Open orders'.

 Click on **Save** to make sure your password changes have been updated.



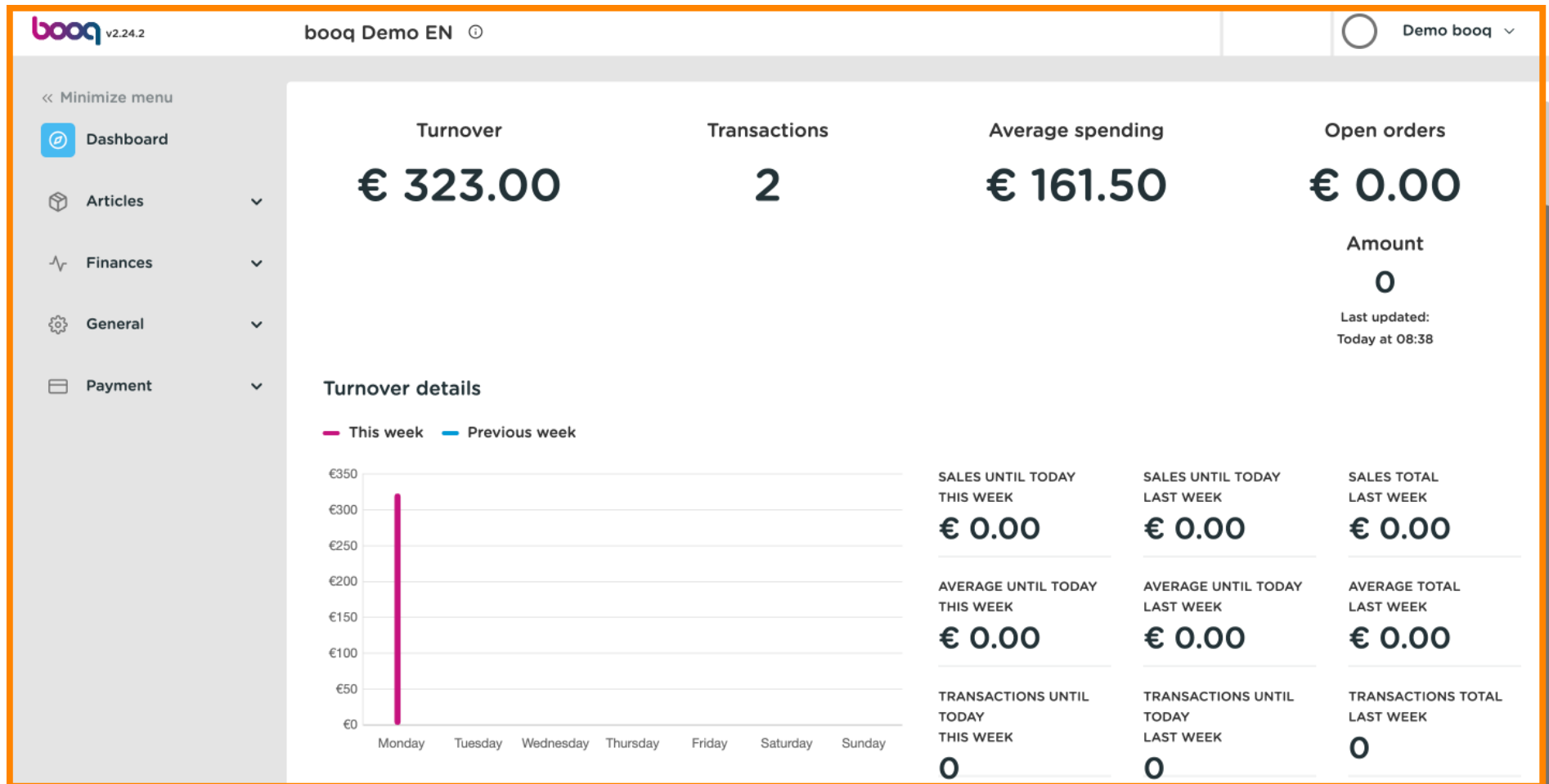
The screenshot shows the booq user interface. At the top left is the booq logo (v2.24.2) and the user name 'booq Demo EN'. At the top right is a user profile icon and the name 'Demo booq'. A sidebar on the left contains navigation options: Dashboard, Articles, Finances, General, and Payment. The main content area is partially obscured by a 'Settings' modal window. The modal has a 'CLOSE' button in the top right corner. It contains the following fields:

- Name ***: A text input field containing 'Demo booq'.
- Password**: A section header.
- Current password ***: A password input field with masked characters.
- New password ***: A password input field with masked characters and a strength indicator (four green dashes). Below the field is the text: 'New password should have a minimum of 8 characters.'
- New password confirmation ***: A password input field with masked characters.
- Save**: A blue button at the bottom right of the modal, highlighted with an orange box.

The background of the dashboard shows a 'Turnover data' chart for 'This week' with a single bar for Monday reaching approximately €320. To the right of the chart are summary statistics for sales and transactions, all showing zero values for the current period.



That's it. You're done.





Scan to go to the interactive player