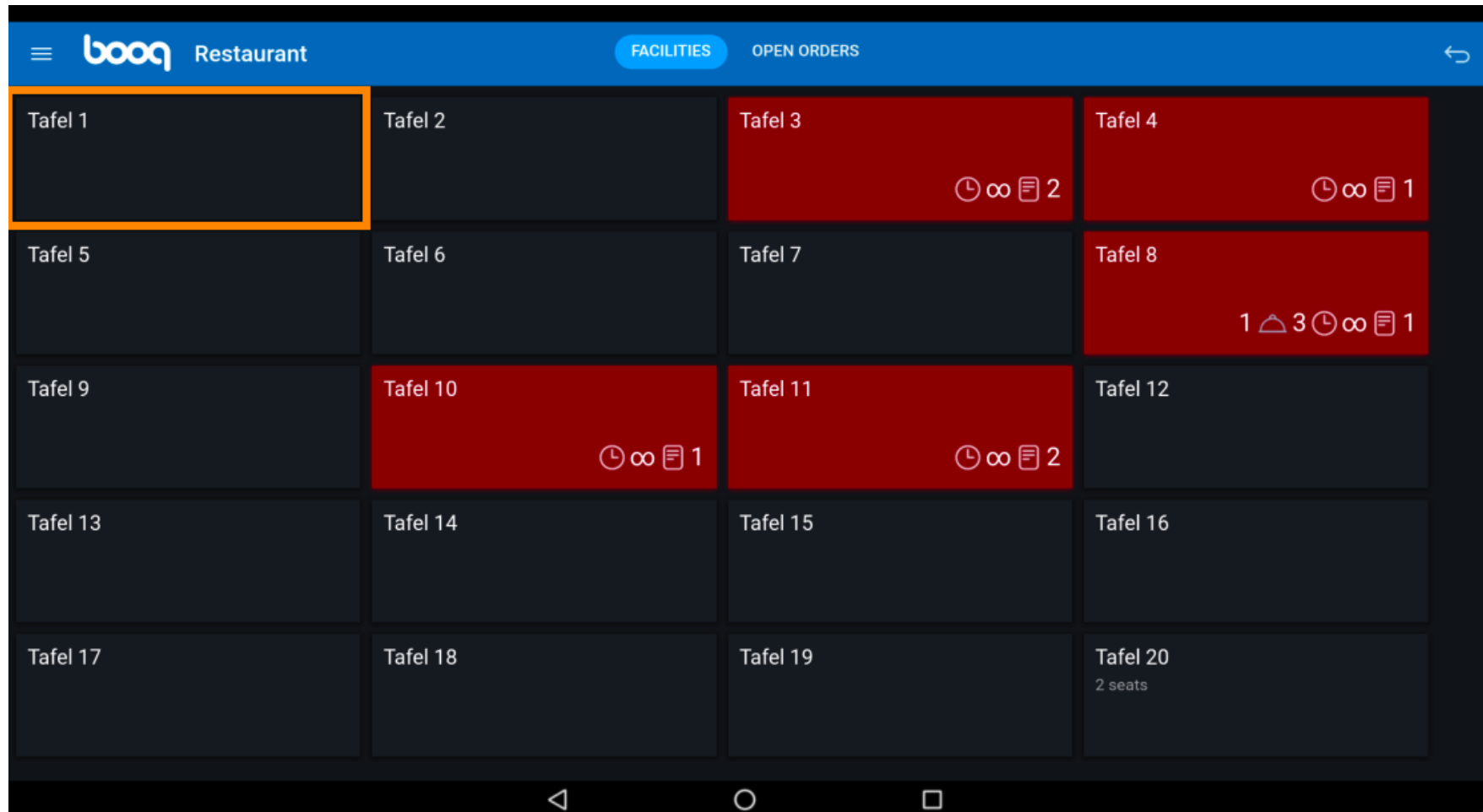


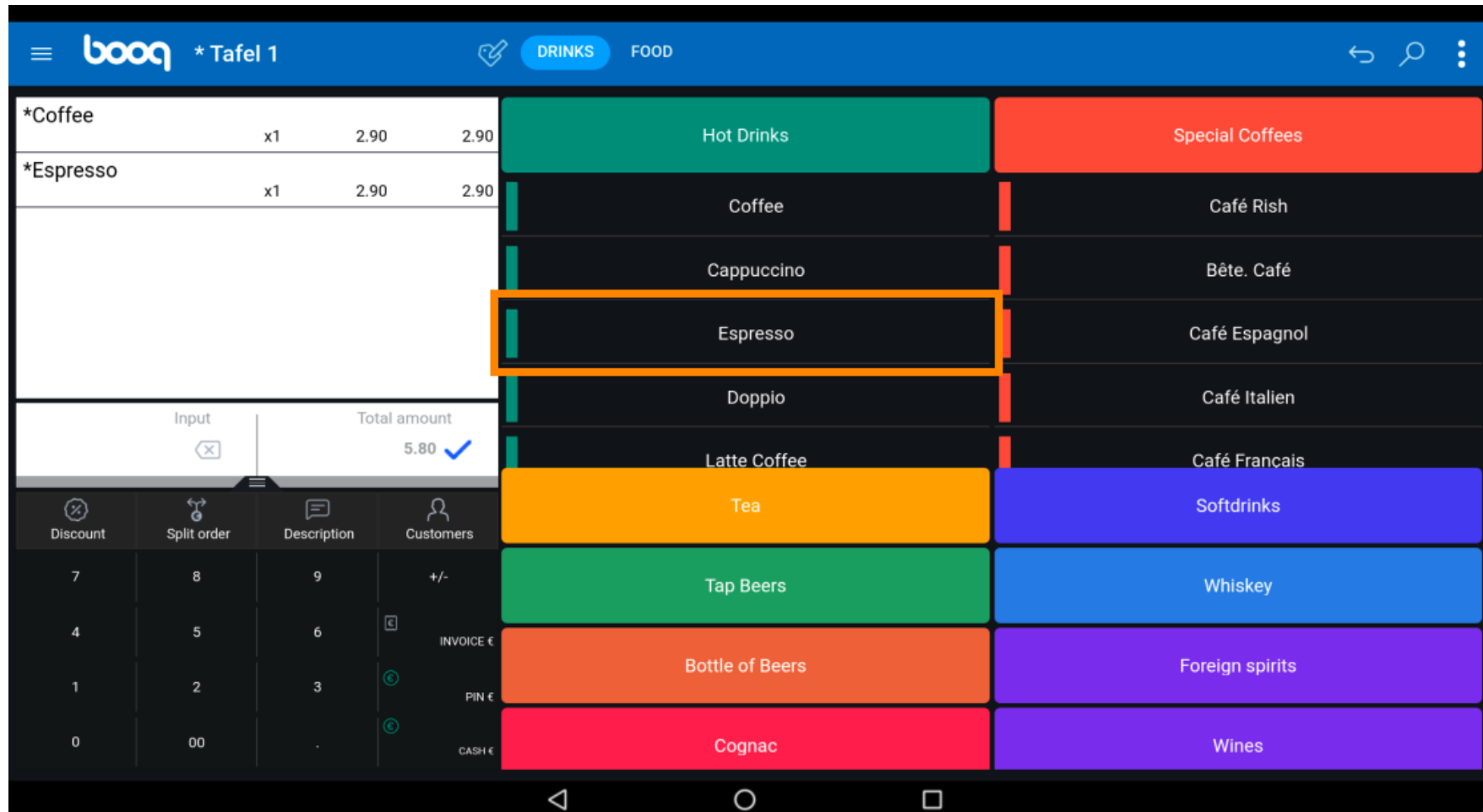


Click on a **table**. In our case we selected **table 1**.



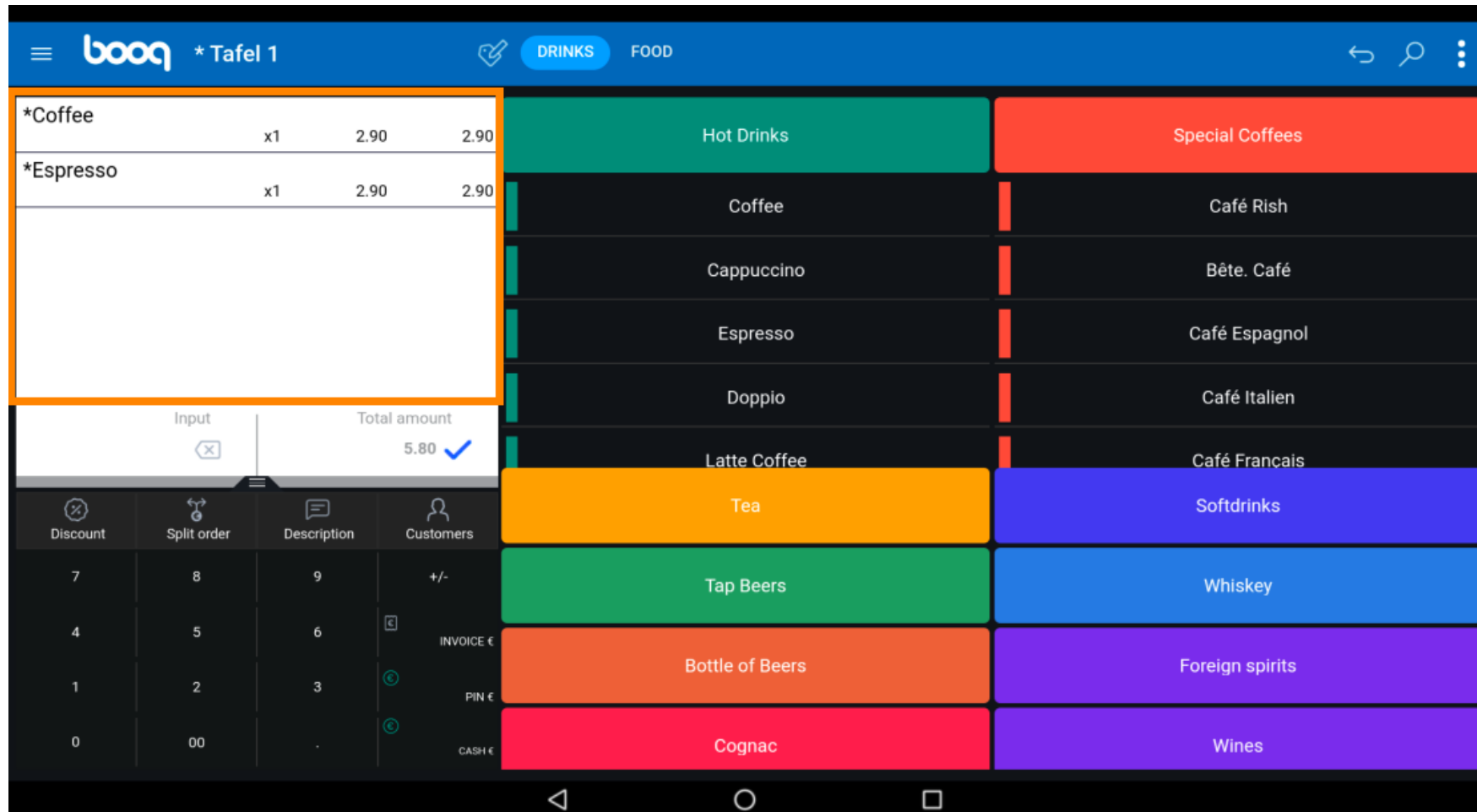


Select your **products** by clicking on them.



The screenshot shows the booq POS interface for a table named '*Tafel 1'. The top navigation bar includes a menu icon, the 'booq' logo, the table name, and tabs for 'DRINKS' (selected) and 'FOOD'. A search icon and a back arrow are also present. The main menu is divided into two columns of product categories. The left column includes 'Hot Drinks', 'Coffee', 'Cappuccino', 'Espresso' (highlighted with an orange border), 'Doppio', 'Latte Coffee', 'Tea', 'Tap Beers', 'Bottle of Beers', and 'Cognac'. The right column includes 'Special Coffees', 'Café Rish', 'Bête. Café', 'Café Espagnol', 'Café Italien', 'Café Français', 'Softdrinks', 'Whiskey', 'Foreign spirits', and 'Wines'. On the left side of the screen, there is an order list with two items: '*Coffee' (x1, 2.90) and '*Espresso' (x1, 2.90). Below the order list is an 'Input' field with a clear button and a 'Total amount' of 5.80 with a checkmark. At the bottom left, there is a numeric keypad with buttons for 'Discount', 'Split order', 'Description', and 'Customers', along with digits 7-0 and a decimal point. On the bottom right, there are buttons for 'INVOICE €', 'PIN €', and 'CASH €'. The bottom of the screen shows standard Android navigation icons.

 Your selected products will be visible in **highlighted area**.



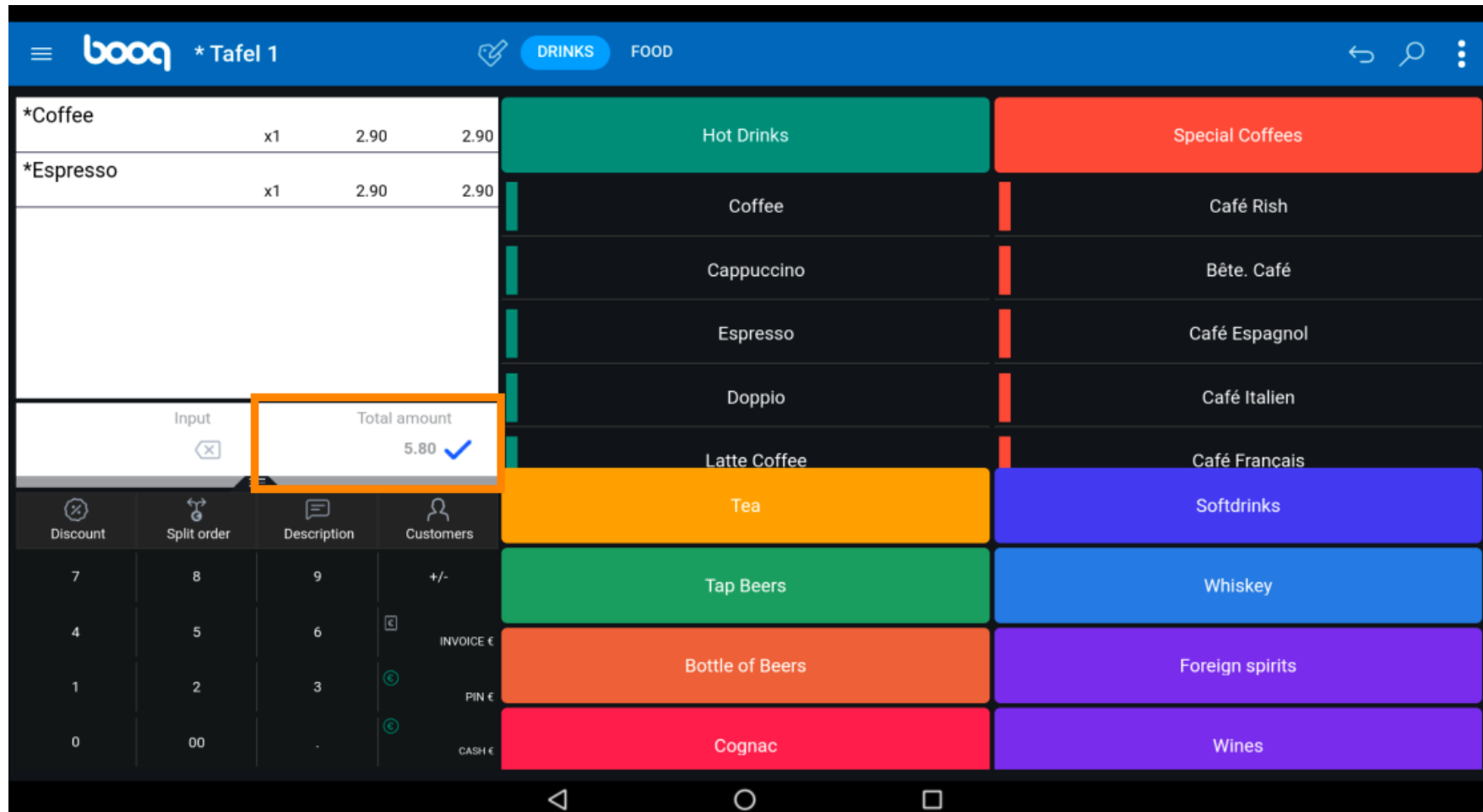
The screenshot shows the booq POS interface for a table named '*Tafel 1'. The top navigation bar includes a menu icon, the 'booq' logo, the table name, and buttons for 'DRINKS' and 'FOOD'. A search icon and a list icon are also present.

The main menu is divided into two columns of product categories. The left column includes 'Hot Drinks', 'Coffee', 'Cappuccino', 'Espresso', 'Doppio', 'Latte Coffee', 'Tea', 'Tap Beers', 'Bottle of Beers', and 'Cognac'. The right column includes 'Special Coffees', 'Café Rish', 'Bête. Café', 'Café Espagnol', 'Café Italien', 'Café Français', 'Softdrinks', 'Whiskey', 'Foreign spirits', and 'Wines'. The 'Hot Drinks' and 'Special Coffees' categories are highlighted with orange borders.

Below the menu, there is a summary section with 'Input' and 'Total amount' fields. The 'Total amount' is displayed as 5.80 with a checkmark. Below this is a numeric keypad with columns for 'Discount', 'Split order', 'Description', and 'Customers'. The keypad has digits 7-0 and a decimal point. To the right of the keypad are fields for 'INVOICE €', 'PIN €', and 'CASH €'.



Click on **Total amount**.

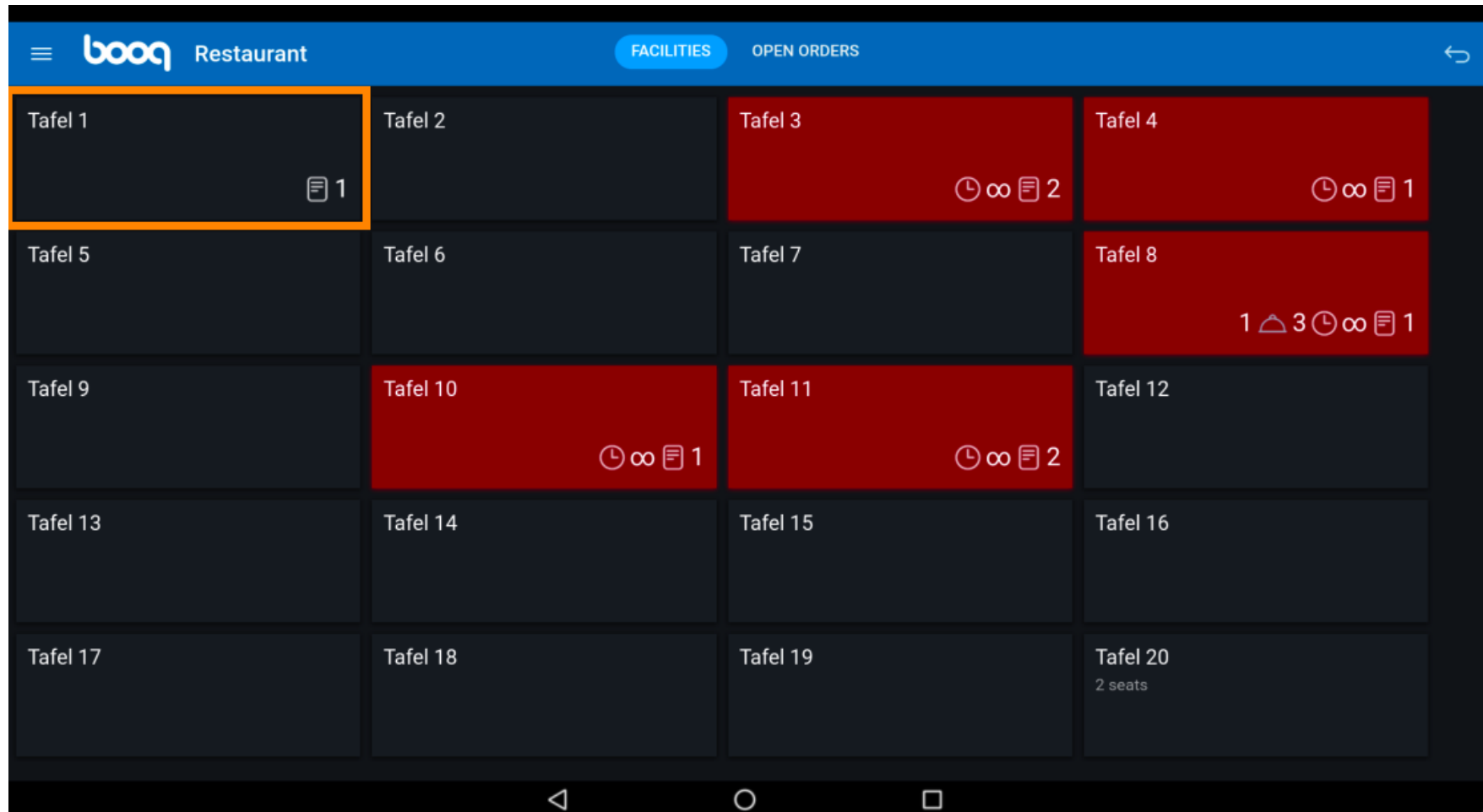


The screenshot shows the booq POS interface for a table named '*Tafel 1'. The interface is divided into several sections:

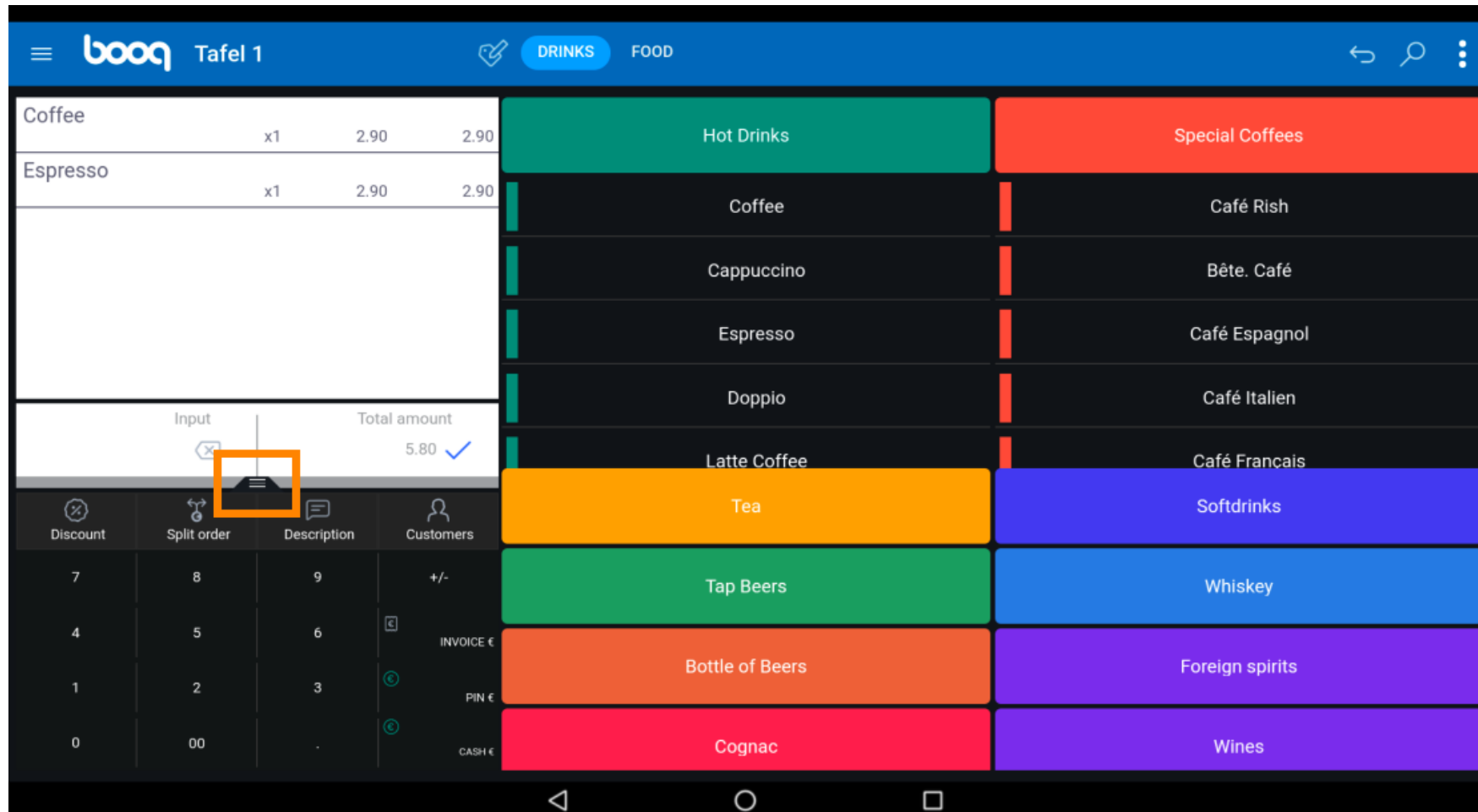
- Order List:** Shows two items: '*Coffee' (x1, 2.90) and '*Espresso' (x1, 2.90).
- Total Amount:** A box at the bottom left of the order list shows 'Total amount 5.80' with a blue checkmark. This box is highlighted with an orange border.
- Navigation:** A blue bar at the top contains the booq logo, the table name, and buttons for 'DRINKS' and 'FOOD'. There are also back, search, and menu icons.
- Product Grid:** A grid of product categories is displayed on the right side, including 'Hot Drinks', 'Special Coffees', 'Tea', 'Tap Beers', 'Bottle of Beers', 'Cognac', 'Softdrinks', 'Whiskey', 'Foreign spirits', and 'Wines'. Each category is represented by a colored bar.
- Bottom Panel:** A dark grey panel at the bottom contains a numeric keypad (0-9), a 'Discount' button, a 'Split order' button, a 'Description' button, and a 'Customers' button. It also shows fields for 'INVOICE €', 'PIN €', and 'CASH €'.



Click again on the same **table**.

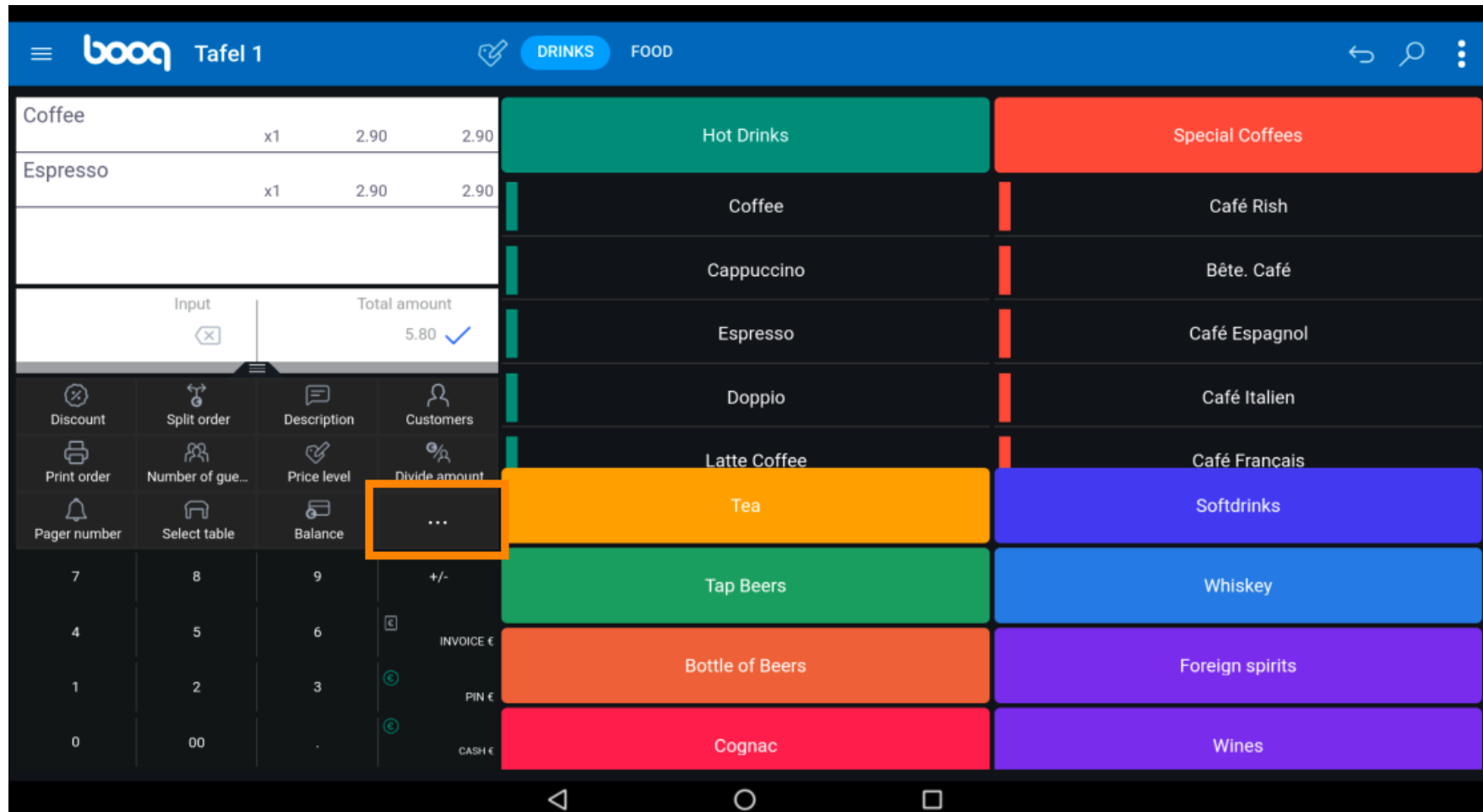


 Drag the following **highlighted area** up to view further **functions keys**.





Click on the **three dots**.



The screenshot shows the booq POS interface for 'Tafel 1'. The top bar includes the booq logo, a menu icon, and navigation buttons for 'DRINKS' and 'FOOD'. The main area displays a list of items on the left and a menu grid on the right. The menu grid categories include Hot Drinks, Special Coffees, Coffee, Cappuccino, Espresso, Doppio, Latte Coffee, Tea, Tap Beers, Bottle of Beers, Cognac, Softdrinks, Whiskey, Foreign spirits, and Wines. A three-dot menu icon is highlighted in an orange box in the bottom left corner of the menu grid. The bottom left corner also features a numeric keypad and a section for invoice and cash transactions.

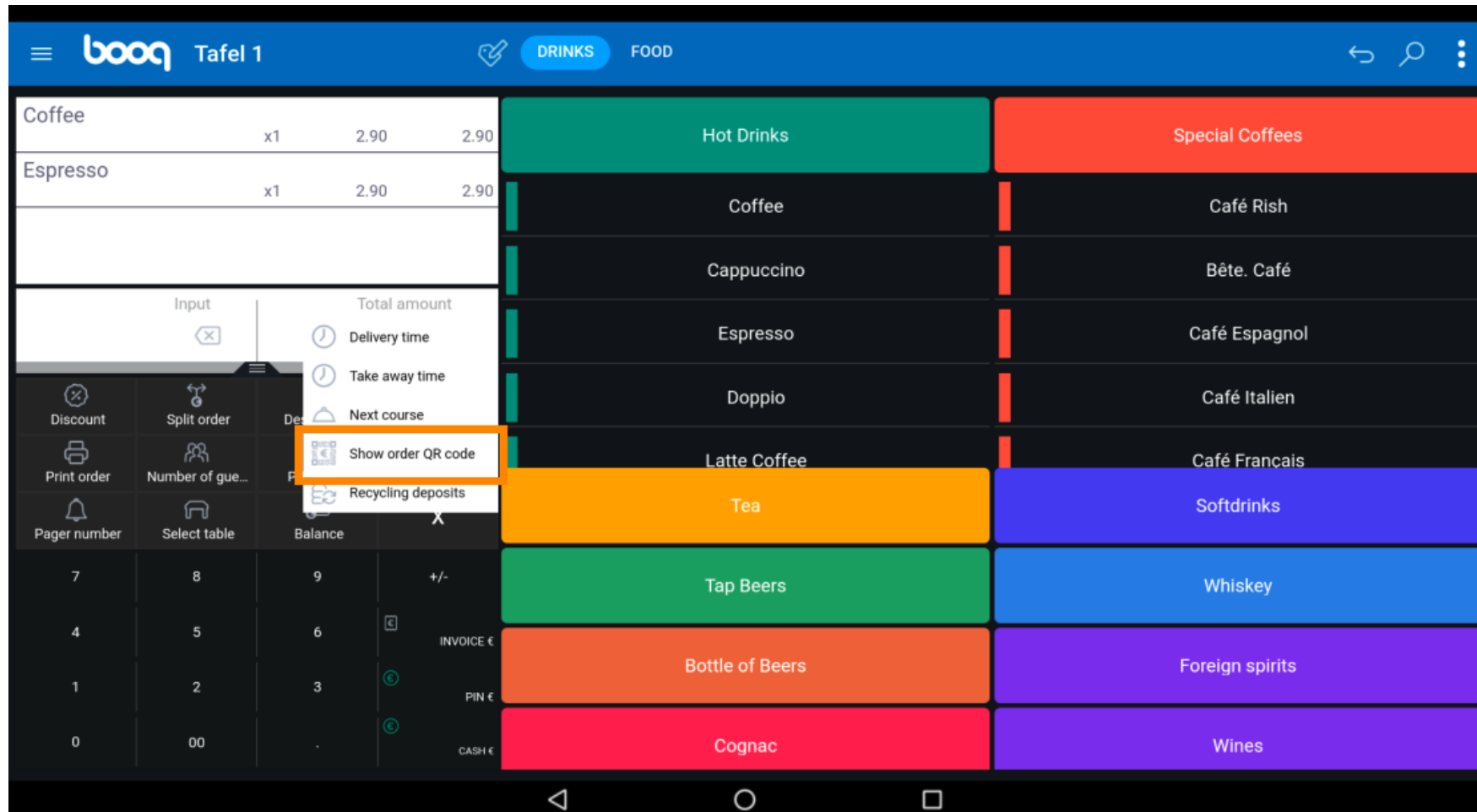
Input	Total amount
x1	2.90
x1	2.90
	5.80 ✓

Discount	Split order	Description	Customers
Print order	Number of gue...	Price level	Divide amount
Pager number	Select table	Balance	...

7	8	9	+/-
4	5	6	INVOICE €
1	2	3	PIN €
0	00	.	CASH €

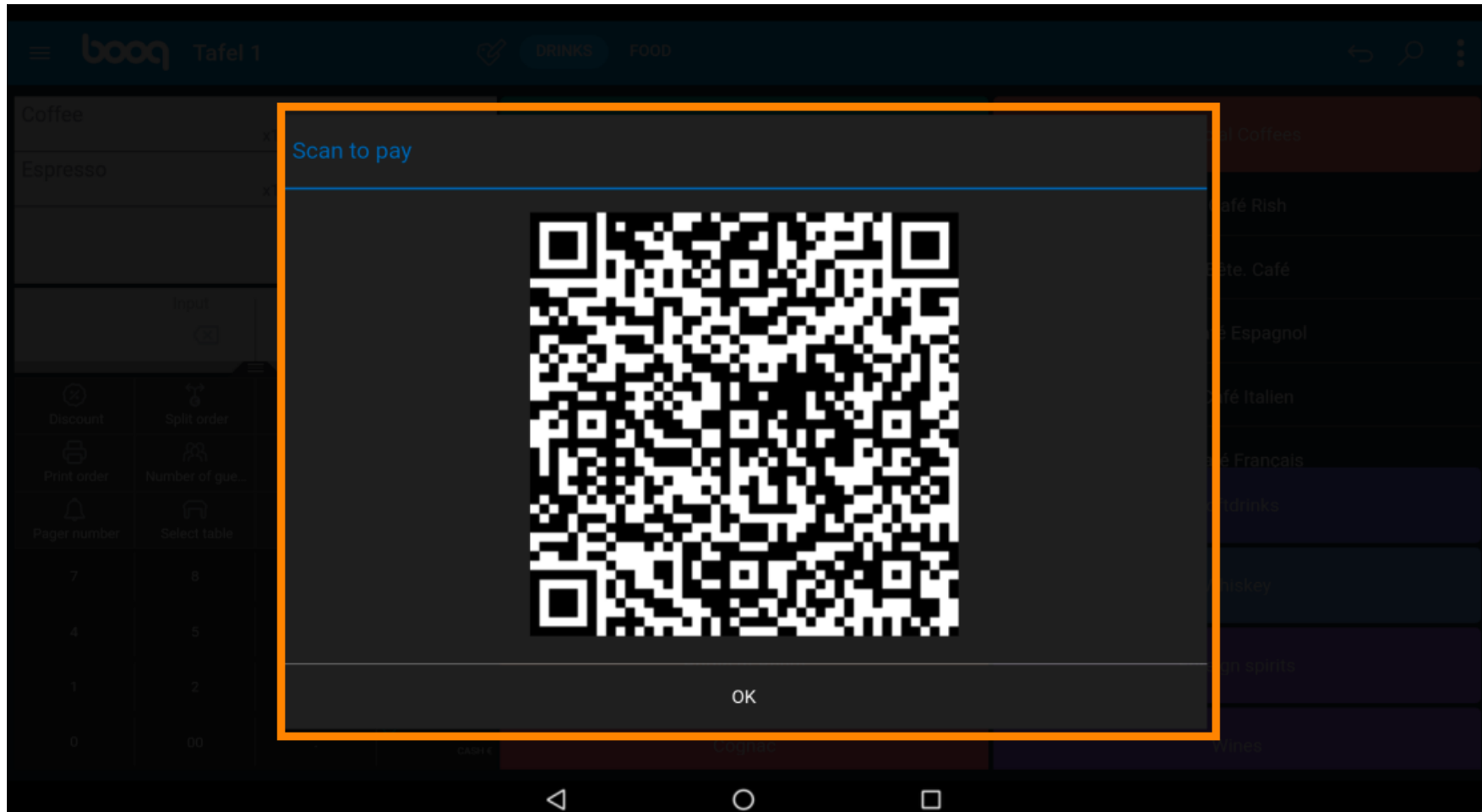


Click **Show order QR code**. Using the QR code the customer can pay online.





That's it. You're done.





Scan to go to the interactive player