



Klik op Algemeen .

booq v2.25.0
(V) booq Demo EN
Demo booq

<< Minimize menu

- @ Dashboard
- 📦 Articles
- 📊 Finances
- ⚙️ General
- 💳 Payment
- 🛒 Self-service

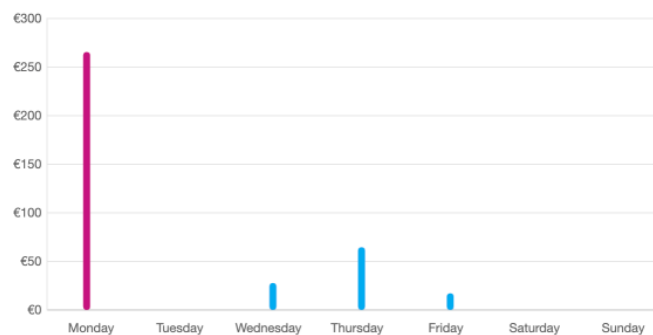
Dashboard

Turnover data today

| | | | |
|----------|--------------|------------------|---|
| Turnover | Transactions | Average spending | Open orders |
| € 0.00 | 0 | € 0.00 | € 124.80 |
| | | | Amount |
| | | | 7 |
| | | | <small>Last updated: Today at 07:14</small> |

Turnover details

— This week — Previous week



| | | |
|---------------------------------------|---------------------------------------|---------------------------------|
| SALES UNTIL TODAY THIS WEEK | SALES UNTIL TODAY LAST WEEK | SALES TOTAL LAST WEEK |
| € 265.60 | € 0.00 | € 109.80 |
| AVERAGE UNTIL TODAY THIS WEEK | AVERAGE UNTIL TODAY LAST WEEK | AVERAGE TOTAL LAST WEEK |
| € 33.20 | € 0.00 | € 12.20 |
| TRANSACTIONS UNTIL TODAY THIS WEEK | TRANSACTIONS UNTIL TODAY LAST WEEK | TRANSACTIONS TOTAL LAST WEEK |
| 8 | 0 | 9 |

1 of 9



Klik nogmaals op **Algemeen** .

booq v2.25.0
(V) booq Demo EN
Demo booq

<< Minimize menu

- @ Dashboard
- 📦 Articles
- 📈 Finances
- ⚙️ General
- General
- Production stations
- Facilities
- Cash stores
- Printers
- App links
- Table map
- Users
- Usergroups
- POS devices
- Courses
- Customers
- Currencies
- Turnover groups
- Package profiles
- Payment
- Self-service

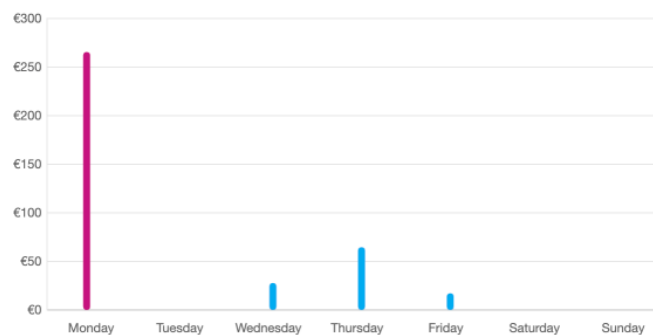
Dashboard

Turnover data today

| | | | |
|---------------|--------------|------------------|---------------------------------|
| Turnover | Transactions | Average spending | Open orders |
| € 0.00 | 0 | € 0.00 | € 124.80 |
| | | | Amount |
| | | | 7 |
| | | | Last updated: Today at 07:14 |

Turnover details

— This week — Previous week



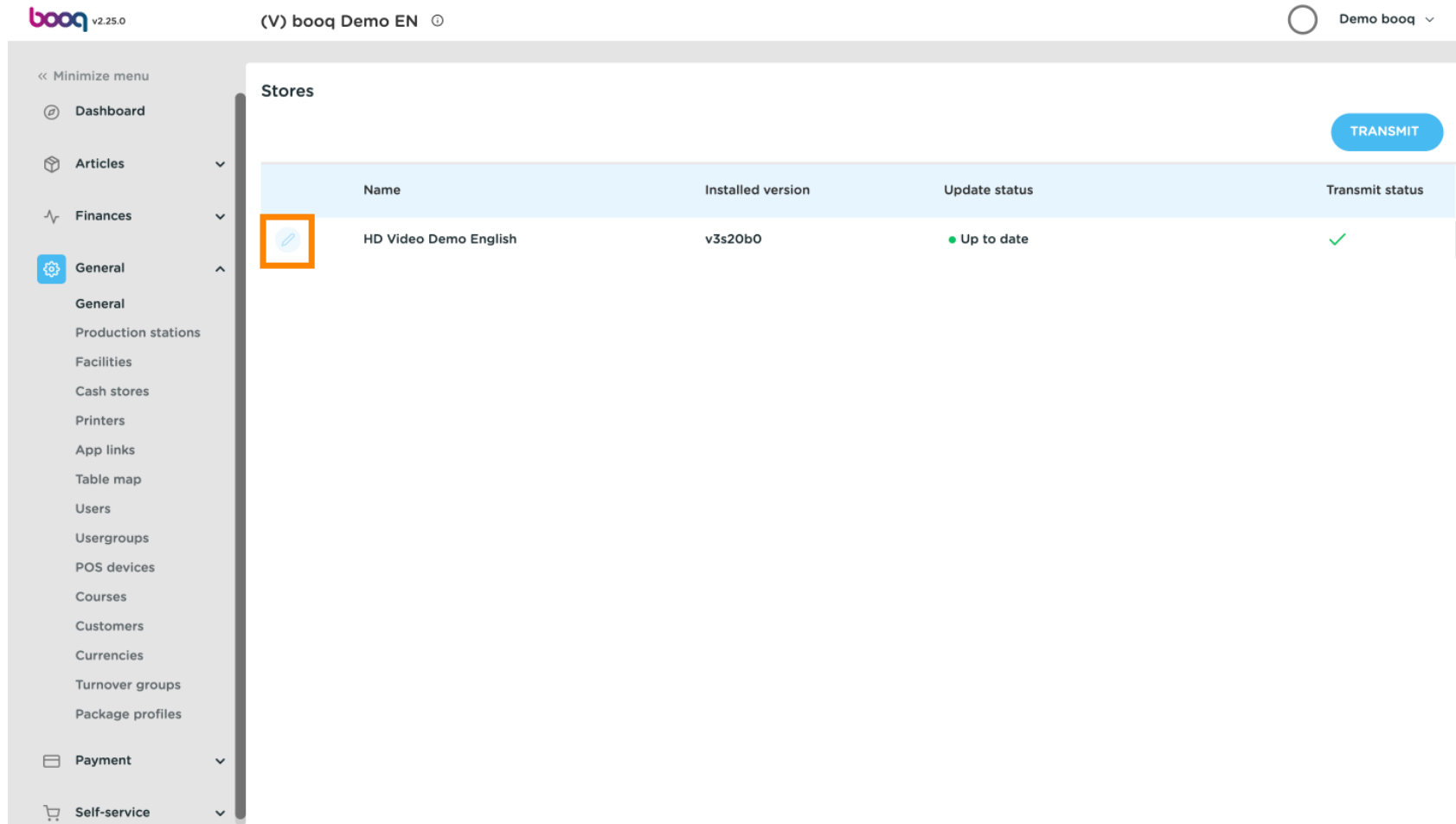
| Day | This Week (€) | Previous Week (€) |
|-----------|---------------|-------------------|
| Monday | ~265.60 | 0 |
| Tuesday | 0 | 0 |
| Wednesday | 0 | ~25 |
| Thursday | 0 | ~60 |
| Friday | 0 | ~15 |
| Saturday | 0 | 0 |
| Sunday | 0 | 0 |

| | | |
|--|---|--|
| SALES UNTIL TODAY THIS WEEK € 265.60 | SALES UNTIL TODAY LAST WEEK € 0.00 | SALES TOTAL LAST WEEK € 109.80 |
| AVERAGE UNTIL TODAY THIS WEEK € 33.20 | AVERAGE UNTIL TODAY LAST WEEK € 0.00 | AVERAGE TOTAL LAST WEEK € 12.20 |
| TRANSACTIONS UNTIL TODAY THIS WEEK 8 | TRANSACTIONS UNTIL TODAY LAST WEEK 0 | TRANSACTIONS TOTAL LAST WEEK 9 |

2 of 9



Klik op het **potloodpictogram** van de winkel.

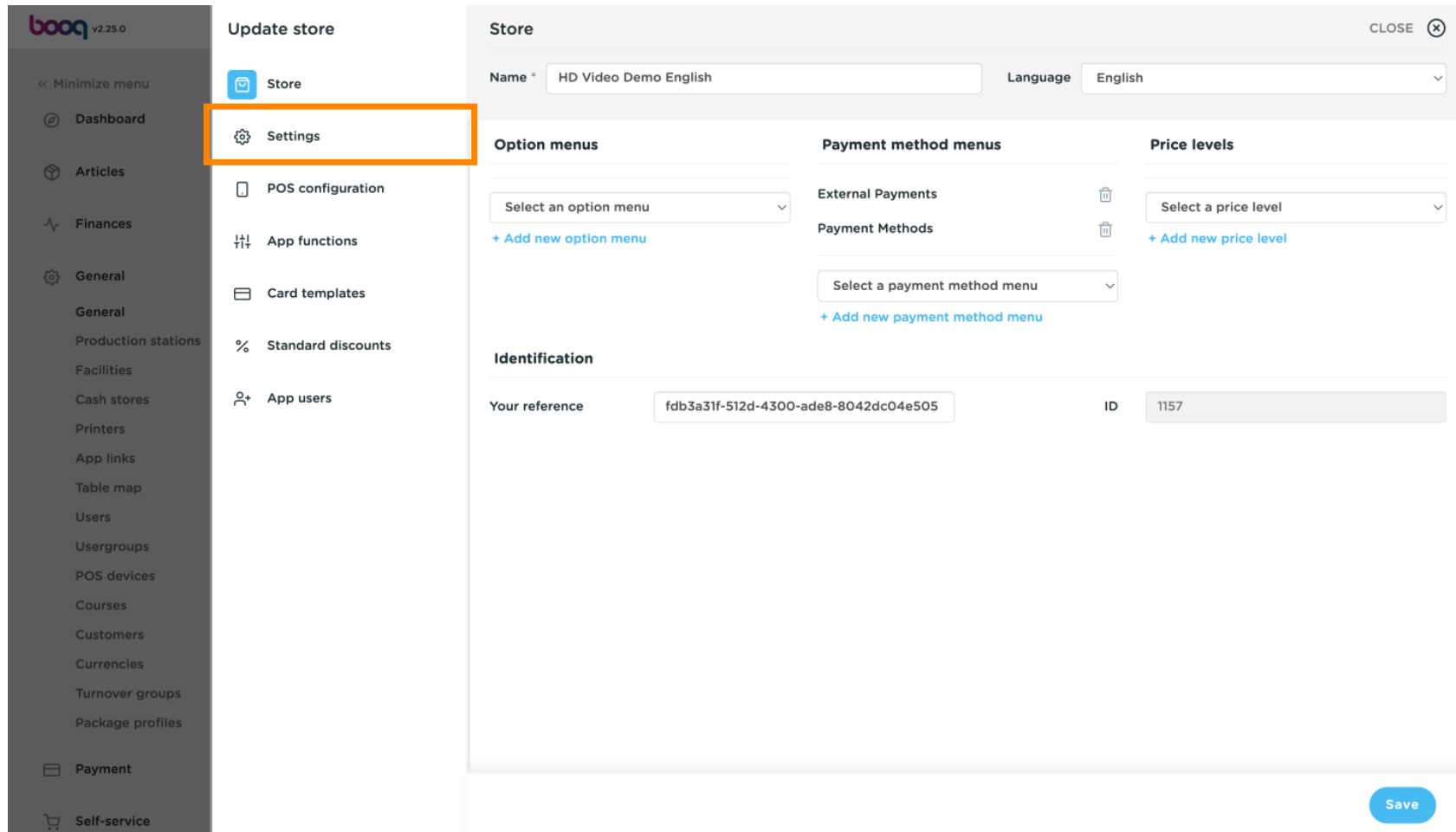


The screenshot shows the booq v2.25.0 interface. The top navigation bar includes the logo, the current store name "(V) booq Demo EN", and a user profile "Demo booq". A left-hand sidebar menu lists various system components, with "General" expanded. The main content area displays a table titled "Stores". The table has four columns: "Name", "Installed version", "Update status", and "Transmit status". A single row is visible for "HD Video Demo English" with version "v3s20b0" and status "Up to date". A blue pencil icon in the first column of this row is highlighted with an orange square. A blue "TRANSMIT" button is located in the top right corner of the table area.

| Name | Installed version | Update status | Transmit status |
|-----------------------|-------------------|---------------|-----------------|
| HD Video Demo English | v3s20b0 | ● Up to date | ✓ |



De opzet van de winkel zal verschijnen, klik op **Instellingen**.



Update store

Store

Settings

POS configuration

App functions

Card templates

Standard discounts

App users

Store CLOSE

Name * HD Video Demo English Language English

Option menus

Select an option menu

+ Add new option menu

Payment method menus

External Payments

Payment Methods

Select a payment method menu

+ Add new payment method menu

Price levels

Select a price level

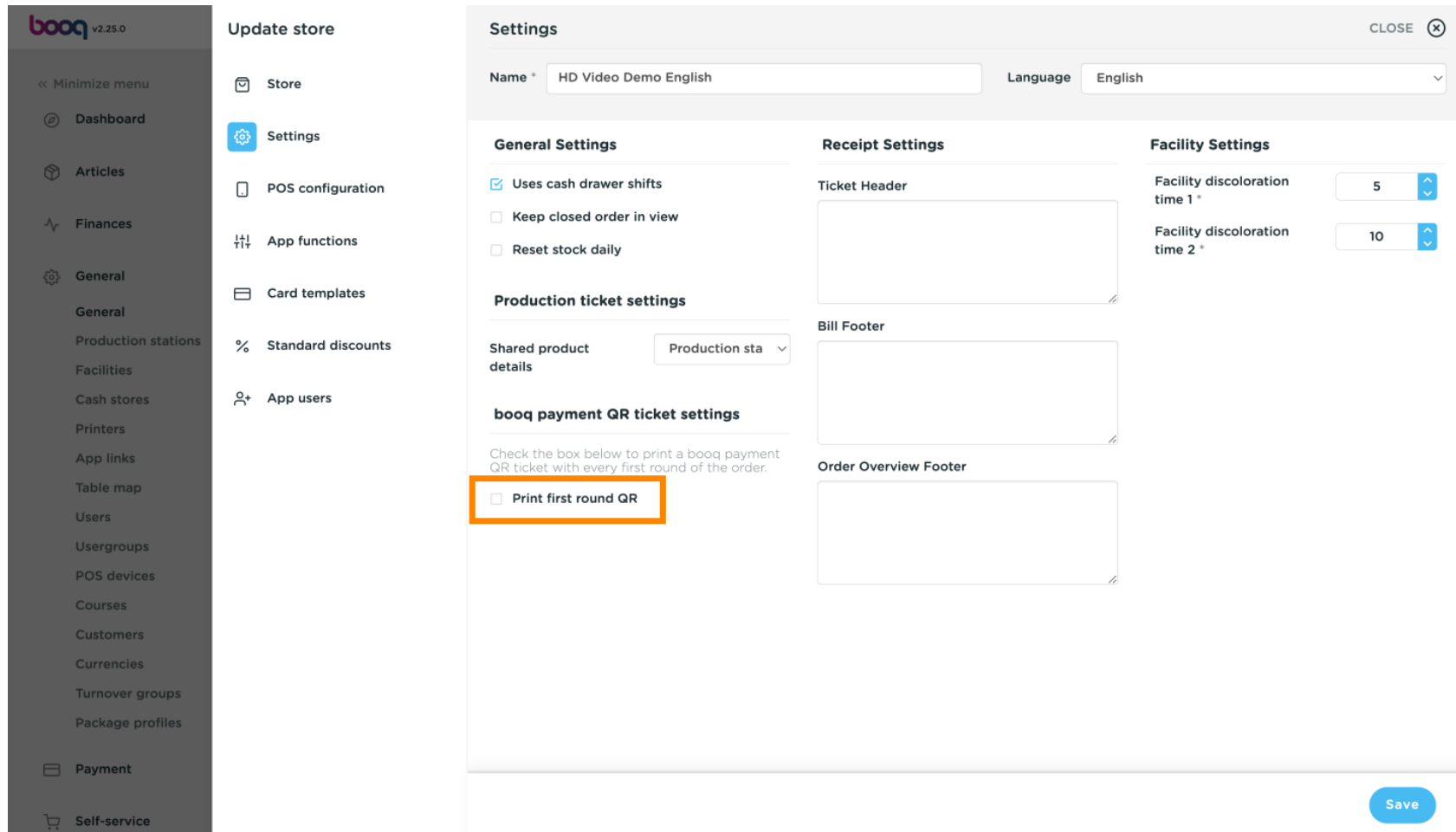
+ Add new price level

Identification

Your reference fdb3a31f-512d-4300-ade8-8042dc04e505 ID 1157

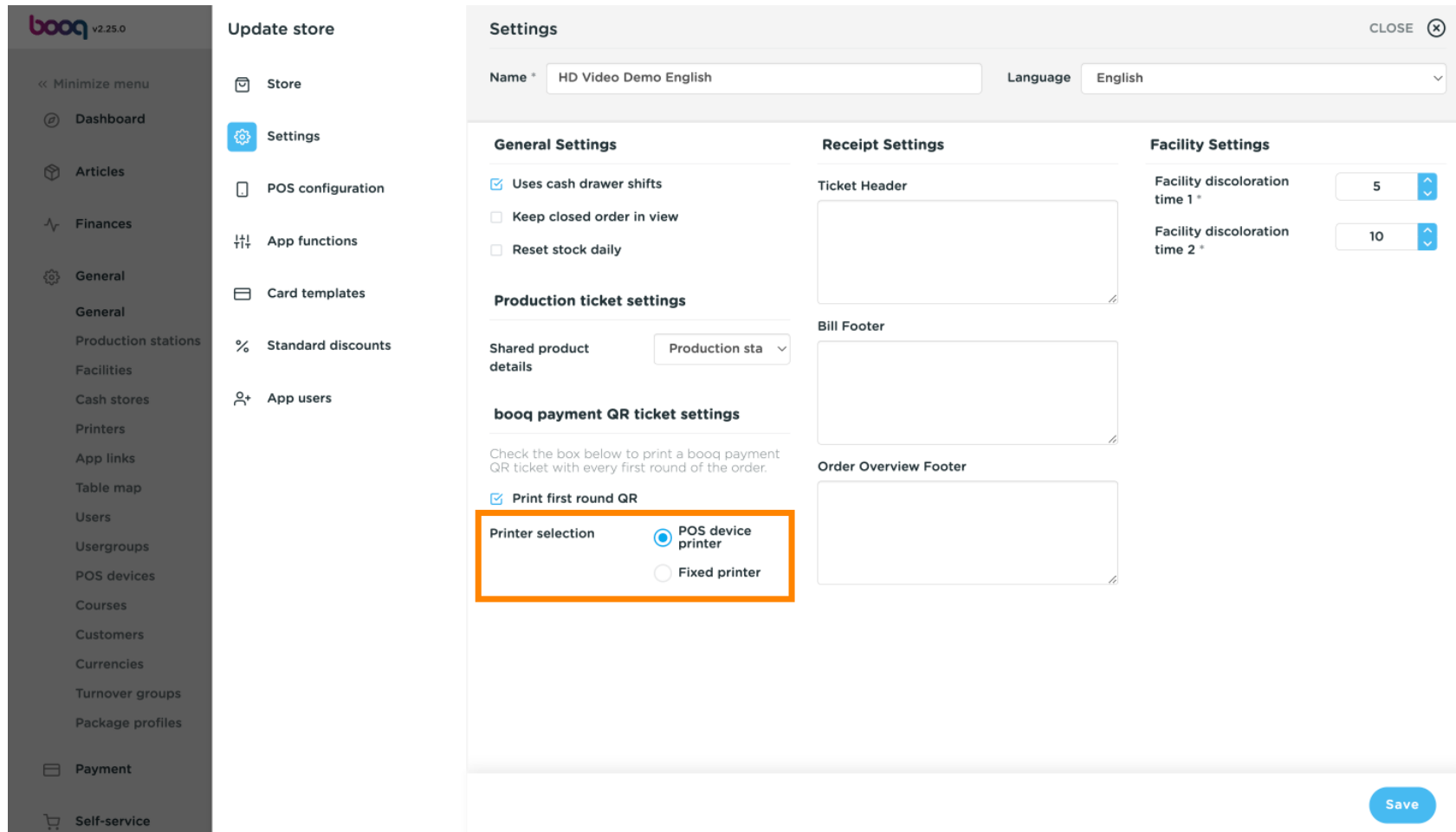
Save

 Activeer nu **Print eerste ronde QR** door op het selectievakje te klikken.

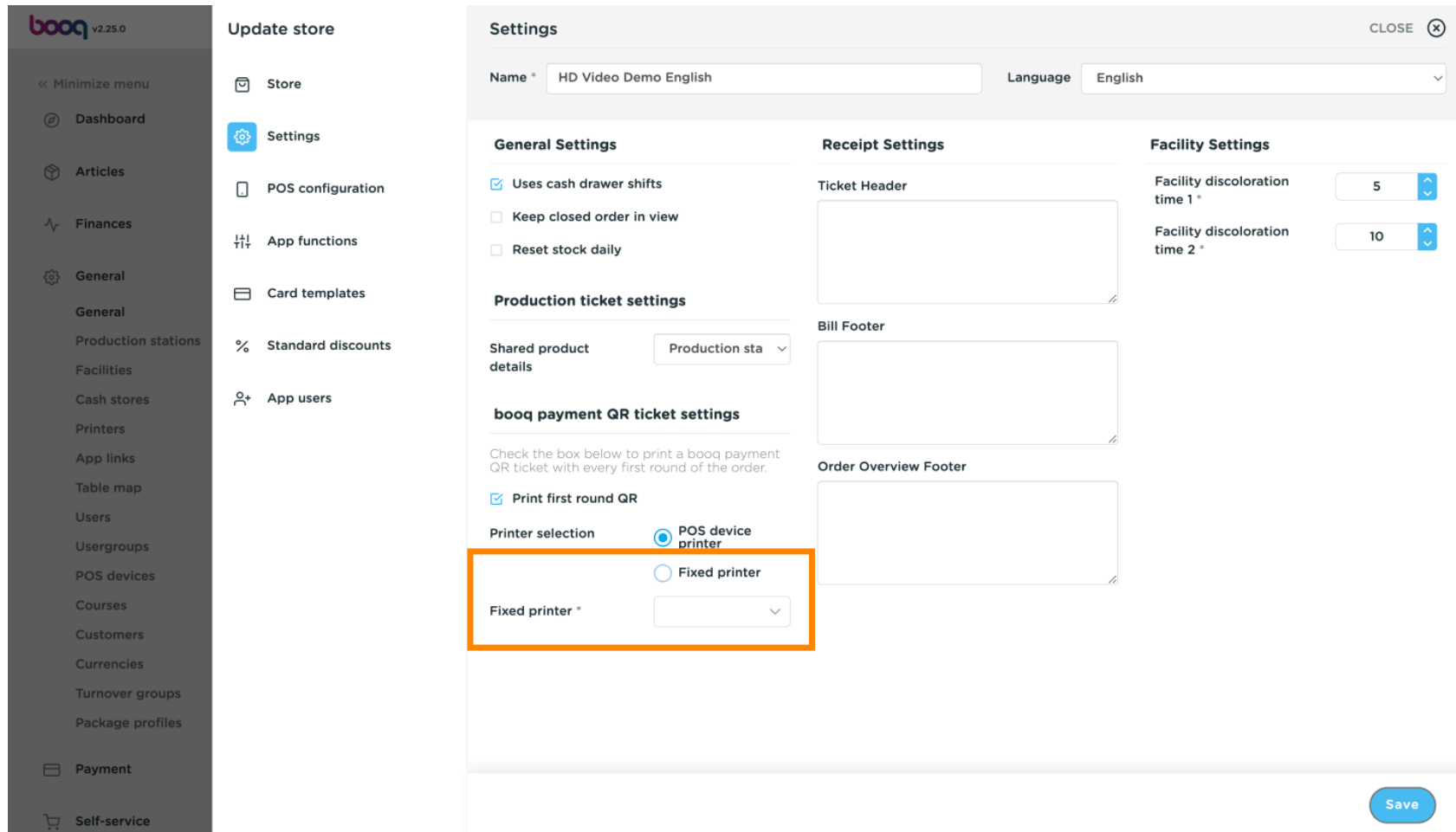


The screenshot displays the 'Settings' interface for the booq system. On the left is a dark sidebar menu with the 'booq v2.25.0' logo at the top. The menu items include: Minimize menu, Dashboard, Articles, Finances, General (with a sub-menu), Production stations, Facilities, Cash stores, Printers, App links, Table map, Users, Usergroups, POS devices, Courses, Customers, Currencies, Turnover groups, Package profiles, Payment, and Self-service. The 'General' sub-menu is expanded, showing: Update store, Store, Settings (highlighted with a blue gear icon), POS configuration, App functions, Card templates, Standard discounts, and App users. The main settings area is titled 'Settings' and includes a 'CLOSE' button with an 'x' icon. It features a 'Name' field with 'HD Video Demo English' and a 'Language' dropdown set to 'English'. The settings are organized into three columns: 'General Settings' (with checkboxes for 'Uses cash drawer shifts', 'Keep closed order in view', and 'Reset stock daily'), 'Production ticket settings' (with a 'Shared product details' dropdown set to 'Production sta'), and 'booq payment QR ticket settings' (with a checkbox for 'Print first round QR' highlighted by an orange box). Below this is a note: 'Check the box below to print a booq payment QR ticket with every first round of the order.' The other columns are 'Receipt Settings' (with 'Ticket Header', 'Bill Footer', and 'Order Overview Footer' text areas) and 'Facility Settings' (with 'Facility discoloration time 1' set to 5 and 'Facility discoloration time 2' set to 10). A blue 'Save' button is located at the bottom right.

 Pas nu uw **printerselectie** aan door op het selectievakje te klikken.



 Als je je **vaste printer** hebt aangepast , kun je deze hier selecteren.



The screenshot displays the 'Settings' interface for the booq v2.25.0 application. On the left is a sidebar menu with categories like 'Update store', 'General', 'Production stations', 'Facilities', 'Cash stores', 'Printers', 'App links', 'Users', 'Usergroups', 'POS devices', 'Courses', 'Customers', 'Currencies', 'Turnover groups', 'Package profiles', 'Payment', and 'Self-service'. The 'Settings' menu item is selected.

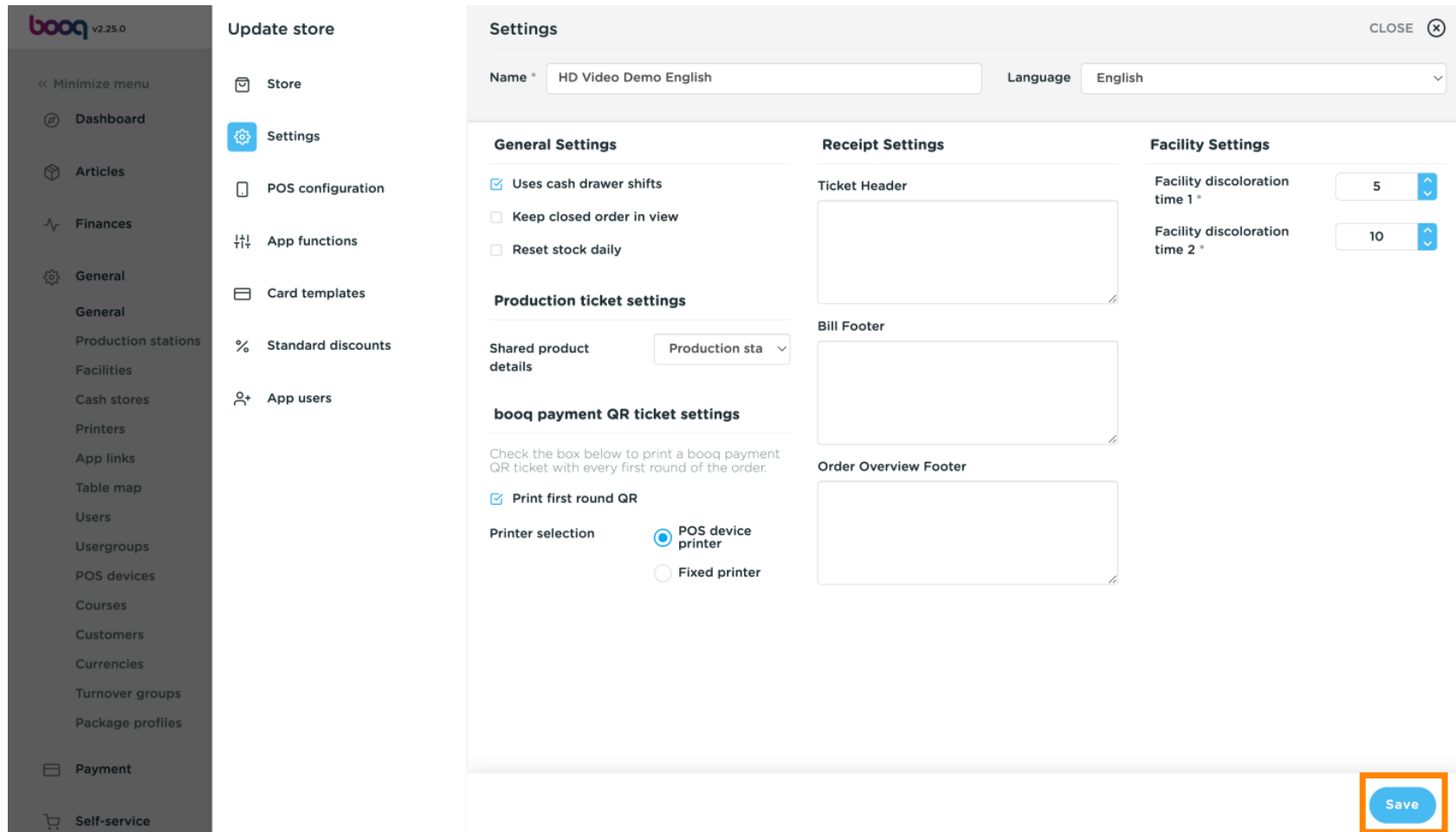
The main 'Settings' panel is titled 'Settings' and includes a 'CLOSE' button. It features a 'Name' field with 'HD Video Demo English' and a 'Language' dropdown set to 'English'. The settings are organized into three columns:

- General Settings:** Includes checkboxes for 'Uses cash drawer shifts' (checked), 'Keep closed order in view', and 'Reset stock daily'. It also has a 'Production ticket settings' section with a 'Shared product details' dropdown set to 'Production sta'.
- Receipt Settings:** Contains text input fields for 'Ticket Header', 'Bill Footer', and 'Order Overview Footer'.
- Facility Settings:** Includes two 'Facility discoloration time' fields with numeric spinners set to 5 and 10.

Under the 'booq payment QR ticket settings' section, there is a note: 'Check the box below to print a booq payment QR ticket with every first round of the order.' Below this, the 'Print first round QR' checkbox is checked. The 'Printer selection' section has two radio buttons: 'POS device printer' (selected) and 'Fixed printer'. Below the radio buttons, there is a 'Fixed printer *' dropdown menu, which is highlighted with an orange box in the image. A blue 'Save' button is located at the bottom right of the settings panel.



Klik op **Opslaan** om uw wijzigingen op te slaan.



The screenshot displays the 'Settings' window of the booq v2.25.0 application. On the left is a dark sidebar menu with various options like 'Dashboard', 'Articles', 'Finances', 'General', 'Production stations', 'Facilities', 'Cash stores', 'Printers', 'App links', 'Table map', 'Users', 'Usergroups', 'POS devices', 'Courses', 'Customers', 'Currencies', 'Turnover groups', 'Package profiles', 'Payment', and 'Self-service'. The 'Settings' option is highlighted in blue. To the right of the sidebar is a 'Update store' section with icons for 'Store', 'Settings', 'POS configuration', 'App functions', 'Card templates', 'Standard discounts', and 'App users'. The main 'Settings' window has a title bar with 'Settings' and a 'CLOSE' button. Below the title bar are two input fields: 'Name *' with the value 'HD Video Demo English' and 'Language' with a dropdown menu set to 'English'. The settings are organized into three columns: 'General Settings' with checkboxes for 'Uses cash drawer shifts', 'Keep closed order in view', and 'Reset stock daily'; 'Production ticket settings' with a 'Shared product details' dropdown set to 'Production sta'; 'booq payment QR ticket settings' with a checked 'Print first round QR' checkbox and a 'Printer selection' section with radio buttons for 'POS device printer' (selected) and 'Fixed printer'; 'Receipt Settings' with a 'Ticket Header' text area; 'Bill Footer' text area; and 'Order Overview Footer' text area; and 'Facility Settings' with two 'Facility discoloration time' input fields, one set to '5' and the other to '10'. At the bottom right of the settings window, a blue 'Save' button is highlighted with an orange border.



Scan to go to the interactive player