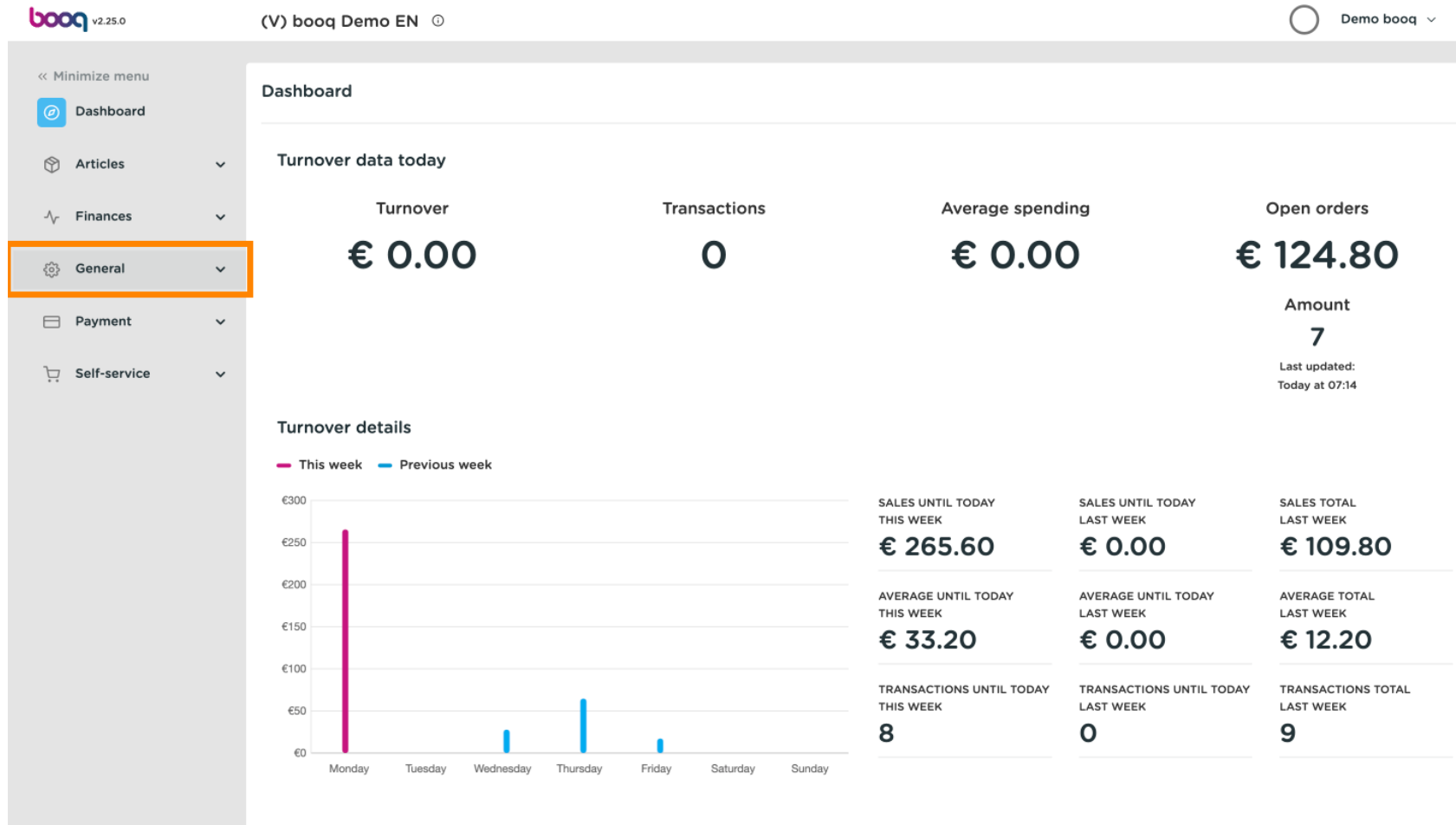


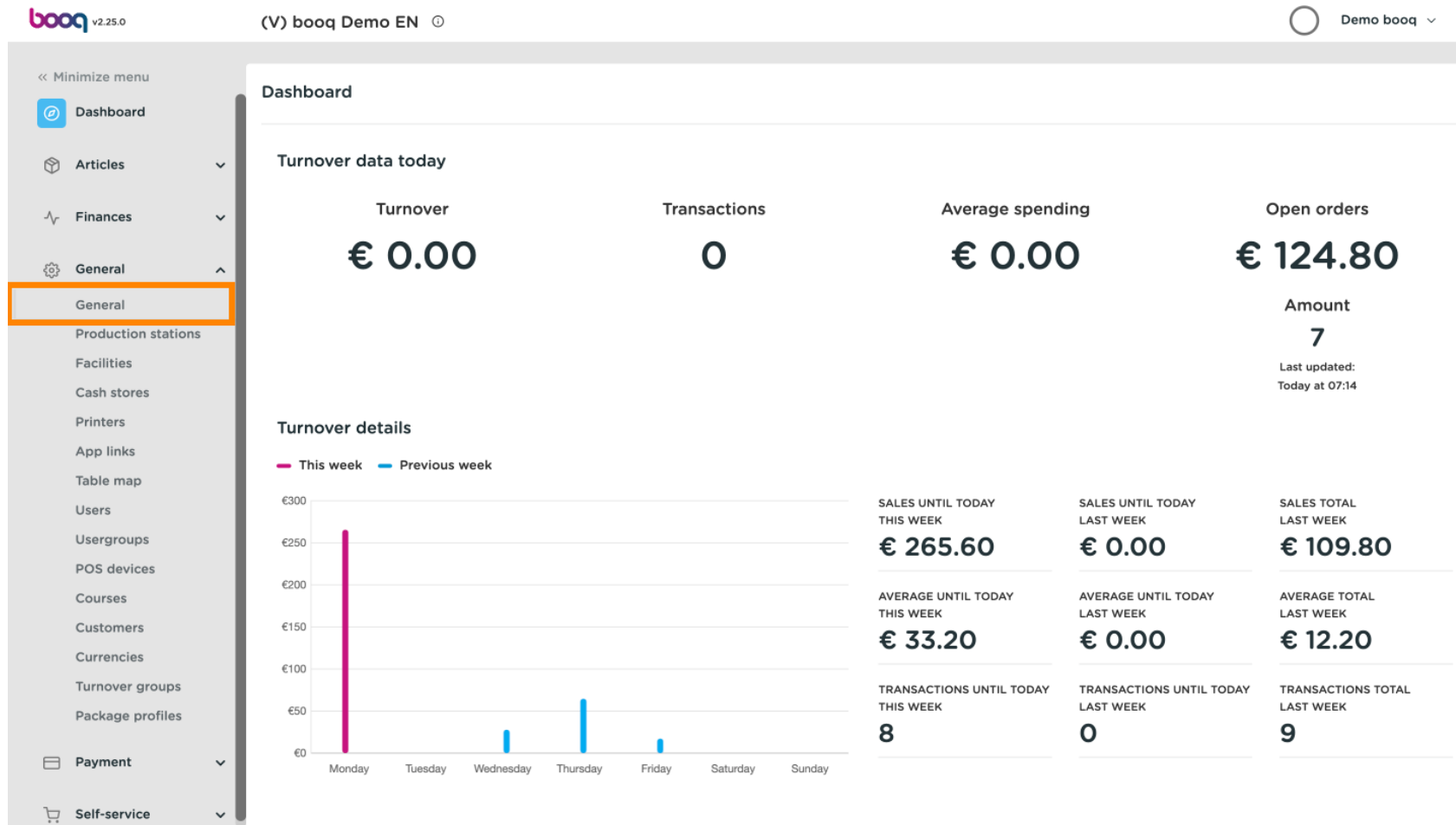


Click **General**.






Click **General** again.





Click the **pencil icon** of the store.

 v2.25.0
 (V) booq Demo EN ⓘ
 Demo booq ▾

<< Minimize menu
 

Dashboard

Articles ▾

Finances ▾

General ▴

General

Production stations

Facilities

Cash stores

Printers

App links

Table map

Users

Usergroups

POS devices

Courses

Customers

Currencies

Turnover groups


Package profiles

Payment ▾

Self-service ▾

### Stores

TRANSMIT

Name	Installed version	Update status	Transmit status
 HD Video Demo English	v3s20b0	● Up to date	✓



The set up of the store will show up, click on **Settings**.

booq v2.25.0

<< Minimize menu

Dashboard

Articles

Finances

General

General

Production stations

Facilities

Cash stores

Printers

App links

Table map

Users

Usergroups

POS devices

Courses

Customers

Currencies

Turnover groups

Package profiles

Payment

Self-service

Update store

Store

Settings

POS configuration

App functions

Card templates

Standard discounts

App users

Store

CLOSE

Name \* HD Video Demo English

Language English

Option menus

Select an option menu

+ Add new option menu

Payment method menus

External Payments

Payment Methods

Select a payment method menu

+ Add new payment method menu

Price levels

Select a price level

+ Add new price level

Identification

Your reference fdb3a31f-512d-4300-ade8-8042dc04e505

ID 1157

Save

Now activate **Print first round QR** by clicking on the checkbox.

booq v2.25.0

<< Minimize menu

Dashboard

Articles

Finances

General

General

Production stations

Facilities

Cash stores

Printers

App links

Table map

Users

Usergroups

POS devices

Courses

Customers

Currencies

Turnover groups

Package profiles

Payment

Self-service

Update store

Store

Settings

POS configuration

App functions

Card templates

Standard discounts

App users

Settings

Name \*HD Video Demo English

LanguageEnglish

General Settings

☒ Uses cash drawer shifts

☐ Keep closed order in view

☐ Reset stock daily

Production ticket settings

Shared product detailsProduction sta

booq payment QR ticket settings

Check the box below to print a booq payment QR ticket with every first round of the order.

☐ Print first round QR

Receipt Settings

Ticket Header

Bill Footer

Order Overview Footer

Facility Settings

Facility discoloration time 1 \*5

Facility discoloration time 2 \*10

Save

 Now adjust your **Printer selection** by clicking on the checkbox.

boooq v2.25.0

<< Minimize menu

Dashboard

Articles

Finances

General

General

Production stations

Facilities

Cash stores

Printers

App links

Table map

Users

Usergroups

POS devices

Courses

Customers

Currencies

Turnover groups

Package profiles

Payment

Self-service

Update store

Store

Settings

POS configuration

App functions

Card templates

Standard discounts

App users

Settings

Name \*HD Video Demo English

LanguageEnglish

General Settings

☒ Uses cash drawer shifts

☐ Keep closed order in view

☐ Reset stock daily

Production ticket settings

Shared product details

Production sta

boooq payment QR ticket settings

Check the box below to print a boooq payment QR ticket with every first round of the order.

☒ Print first round QR

Printer selection

☒ POS device printer

☐ Fixed printer

Receipt Settings

Ticket Header

Bill Footer

Order Overview Footer

Facility Settings

Facility discoloration time 1 \*5

Facility discoloration time 2 \*10

Save



If you adjusted your **fixed printer**, you can select it here.

**booq** v2.25.0

- « Minimize menu
- Dashboard
- Articles
- Finances
- General
  - General
  - Production stations
  - Facilities
  - Cash stores
  - Printers
  - App links
  - Table map
  - Users
  - Usergroups
  - POS devices
  - Courses
  - Customers
  - Currencies
  - Turnover groups
  - Package profiles
- Payment
- Self-service

Update store

- Store
- Settings
- POS configuration
- App functions
- Card templates
- Standard discounts
- App users

## Settings

NAME \* HD Video Demo English      Language English

### General Settings

- ☒ Uses cash drawer shifts
- ☐ Keep closed order in view
- ☐ Reset stock daily

### Production ticket settings

Shared product details Production sta

### booq payment QR ticket settings

Check the box below to print a booq payment QR ticket with every first round of the order.

- ☒ Print first round QR

Printer selection POS device printer

☐ Fixed printer

Fixed printer \*

### Receipt Settings

#### Ticket Header

#### Bill Footer

#### Order Overview Footer

### Facility Settings

Facility discoloration time 1 \* 5

Facility discoloration time 2 \* 10

Save



Click **Save** to save your changes.

**booq** v2.25.0

- « Minimize menu
- Dashboard
- Articles
- Finances
- General
  - General
  - Production stations
  - Facilities
  - Cash stores
  - Printers
  - App links
  - Table map
  - Users
  - Usergroups
  - POS devices
  - Courses
  - Customers
  - Currencies
  - Turnover groups
  - Package profiles
- Payment
- Self-service

Update store

- Store
- Settings
- POS configuration
- App functions
- Card templates
- Standard discounts
- App users

### Settings

CLOSE ✕

Name \* HD Video Demo English      Language English

#### General Settings

- ☒ Uses cash drawer shifts
- ☐ Keep closed order in view
- ☐ Reset stock daily

#### Production ticket settings

Shared product details      Production sta

#### booq payment QR ticket settings

Check the box below to print a booq payment QR ticket with every first round of the order.

- ☒ Print first round QR

Printer selection

- ☒ POS device printer
- ☐ Fixed printer

#### Receipt Settings

##### Ticket Header

##### Bill Footer

##### Order Overview Footer

#### Facility Settings

Facility discoloration time 1 \*      5

Facility discoloration time 2 \*      10

Save





Scan to go to the interactive player