



Haga clic en **Dirección web** .

At Jono's
TESTSRASSE 1, DÜSSELDORF, DE

Website Performance

At Jono's
Last data generation: 03/02/2023

91
website views the past 28 days
+2.2%

Website views per day

Date	Views
08.01	0
09.01	1
10.01	2
12.01	21
14.01	1
16.01	0
18.01	0
20.01	11
22.01	7
24.01	10
26.01	7
28.01	6
30.01	1
01.02	22
03.02	2

Online food ordering insights

0 orders the past 7 days
0.0%

0 orders the past 28 days

Top browsing languages

25

Top devices

Other

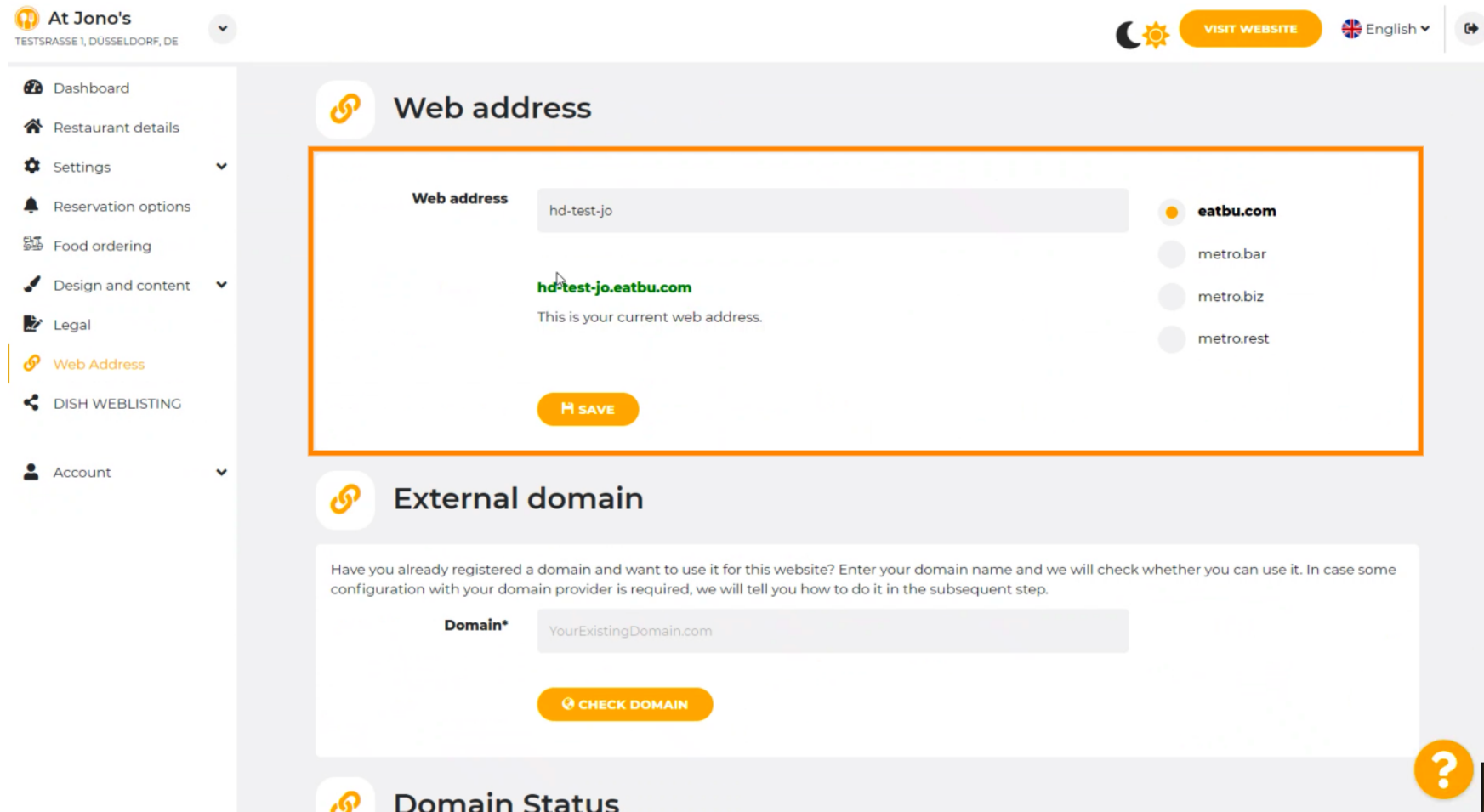
Opening hours views

0
+0.0%

Contacts

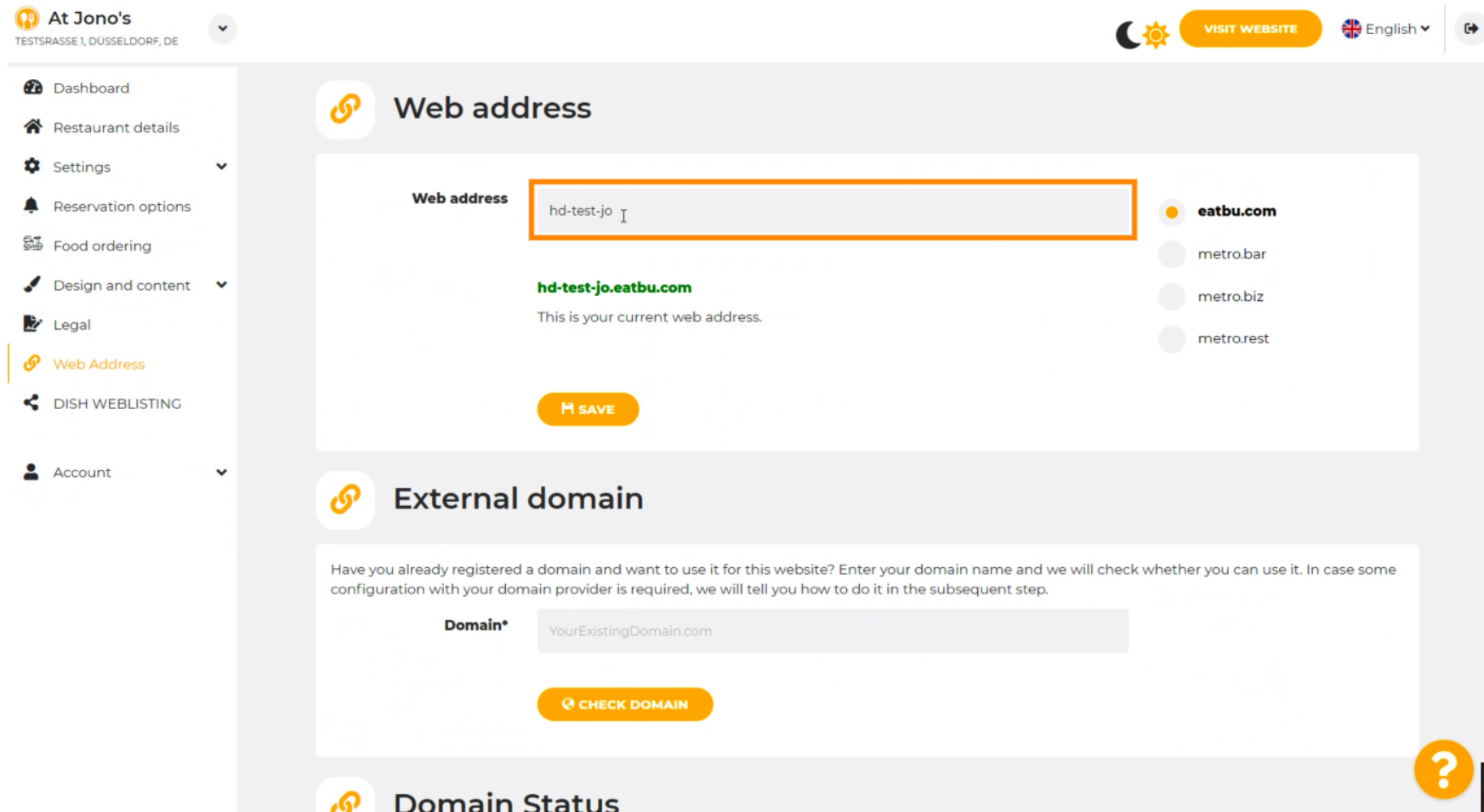
0
+0.0%

 **Cambie** su dirección web con un dominio proporcionado por DISH.



The screenshot shows the 'Web address' configuration page in the DISH management interface. The page is titled 'Web address' and features a sidebar on the left with navigation options: Dashboard, Restaurant details, Settings, Reservation options, Food ordering, Design and content, Legal, Web Address (highlighted), DISH WEBLISTING, and Account. The main content area is divided into two sections: 'Web address' and 'External domain'. In the 'Web address' section, there is a text input field containing 'hd-test-jo', a dropdown menu showing 'eatbu.com' as the selected domain, and a list of other available domains: metro.bar, metro.biz, and metro.rest. Below this, there is a 'SAVE' button. The 'External domain' section contains a text input field with 'YourExistingDomain.com' and a 'CHECK DOMAIN' button. A question mark icon is visible in the bottom right corner of the interface.

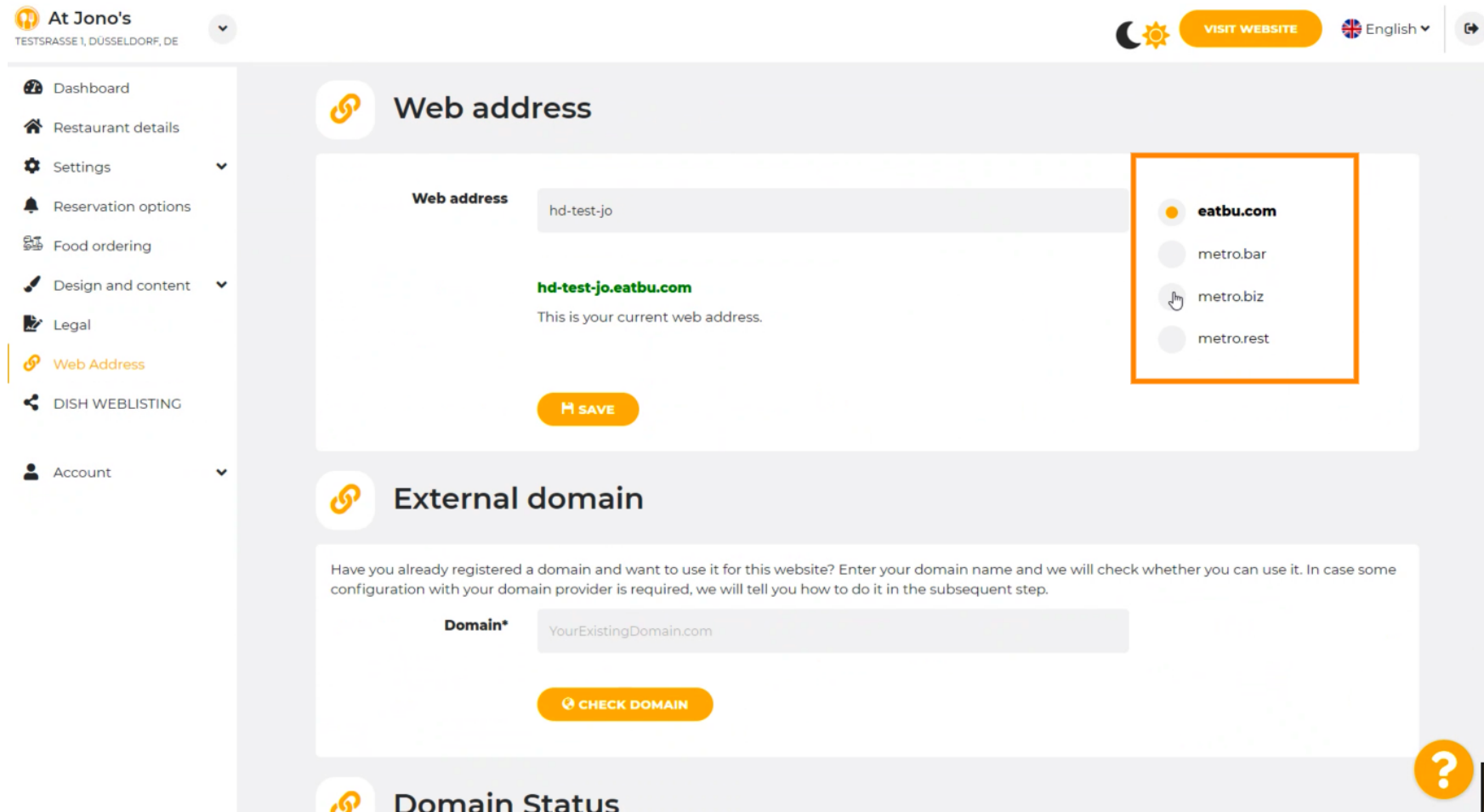
Haga clic en el **campo de texto** y agregue su dominio deseado.



The screenshot shows the 'Web address' configuration page in the At Jono's admin dashboard. The page is titled 'Web address' and features a text input field containing 'hd-test-jo'. Below the input field, the current web address is displayed as 'hd-test-jo.eatbu.com' with the note 'This is your current web address.' and a 'SAVE' button. To the right, a list of domain options is shown: 'eatbu.com' (selected), 'metro.bar', 'metro.biz', and 'metro.rest'. Below this, the 'External domain' section is visible, with a text input field containing 'YourExistingDomain.com' and a 'CHECK DOMAIN' button. The dashboard header includes the restaurant name 'At Jono's', location 'TESTSRASSE 1, DÜSSELDORF, DE', a 'VISIT WEBSITE' button, and a language selector set to 'English'. A sidebar on the left contains navigation links for Dashboard, Restaurant details, Settings, Reservation options, Food ordering, Design and content, Legal, Web Address (highlighted), DISH WEBLISTING, and Account.



Estos son los dominios dentro de DISH.



The screenshot shows the 'Web address' configuration page for 'At Jono's' (TESTSRASSE 1, DÜSSELDORF, DE). The page is in English and has a 'VISIT WEBSITE' button. The 'Web address' section shows the current address 'hd-test-jo' and a list of available domains: eatbu.com (selected), metro.bar, metro.biz, and metro.rest. The 'External domain' section has a text input field for 'YourExistingDomain.com' and a 'CHECK DOMAIN' button. The 'Domain Status' section is partially visible at the bottom. A question mark icon is in the bottom right corner.

At Jono's
TESTSRASSE 1, DÜSSELDORF, DE

Web address

Web address:

hd-test-jo.eatbu.com
This is your current web address.

eatbu.com
 metro.bar
 metro.biz
 metro.rest

External domain

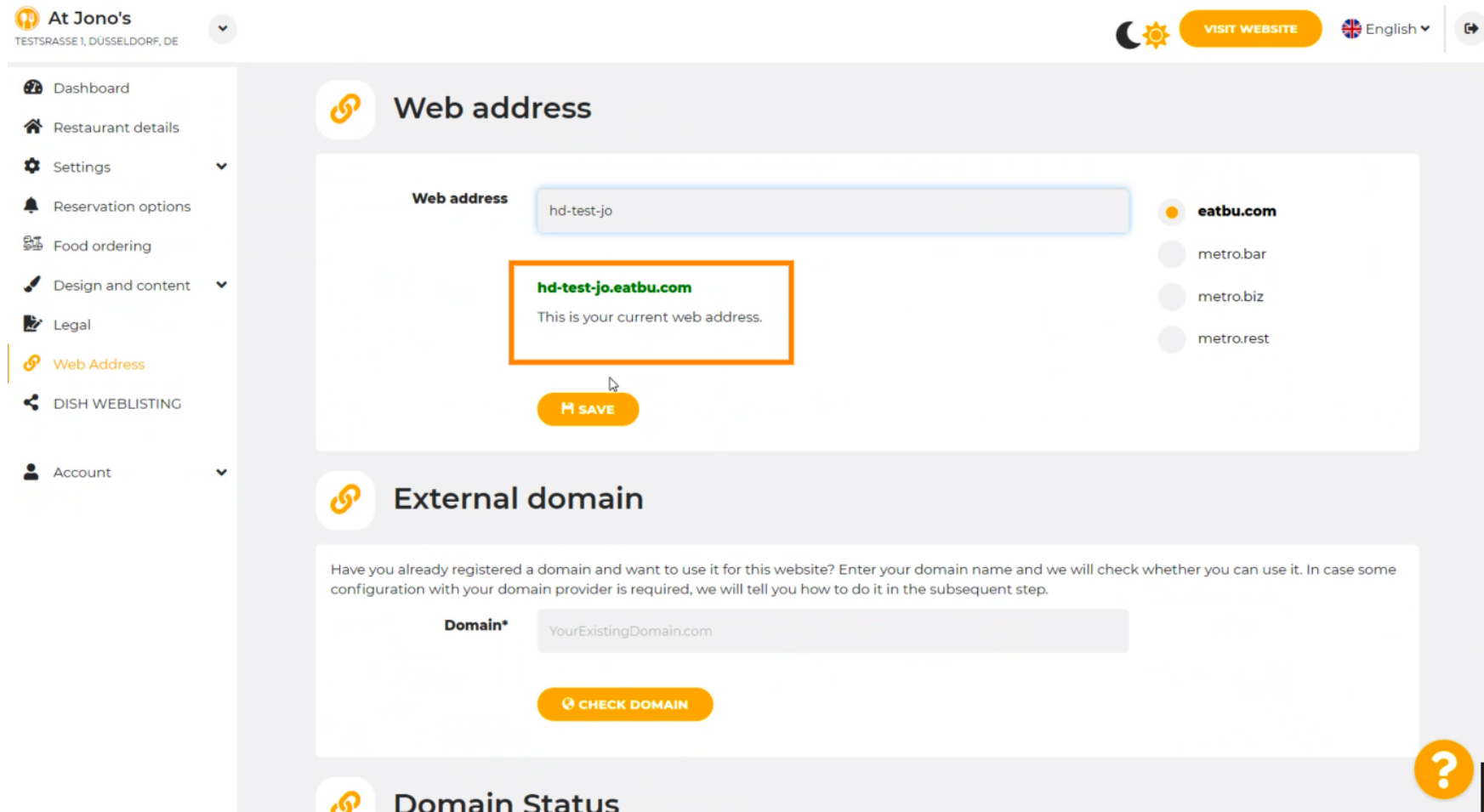
Have you already registered a domain and want to use it for this website? Enter your domain name and we will check whether you can use it. In case some configuration with your domain provider is required, we will tell you how to do it in the subsequent step.

Domain*:

Domain Status



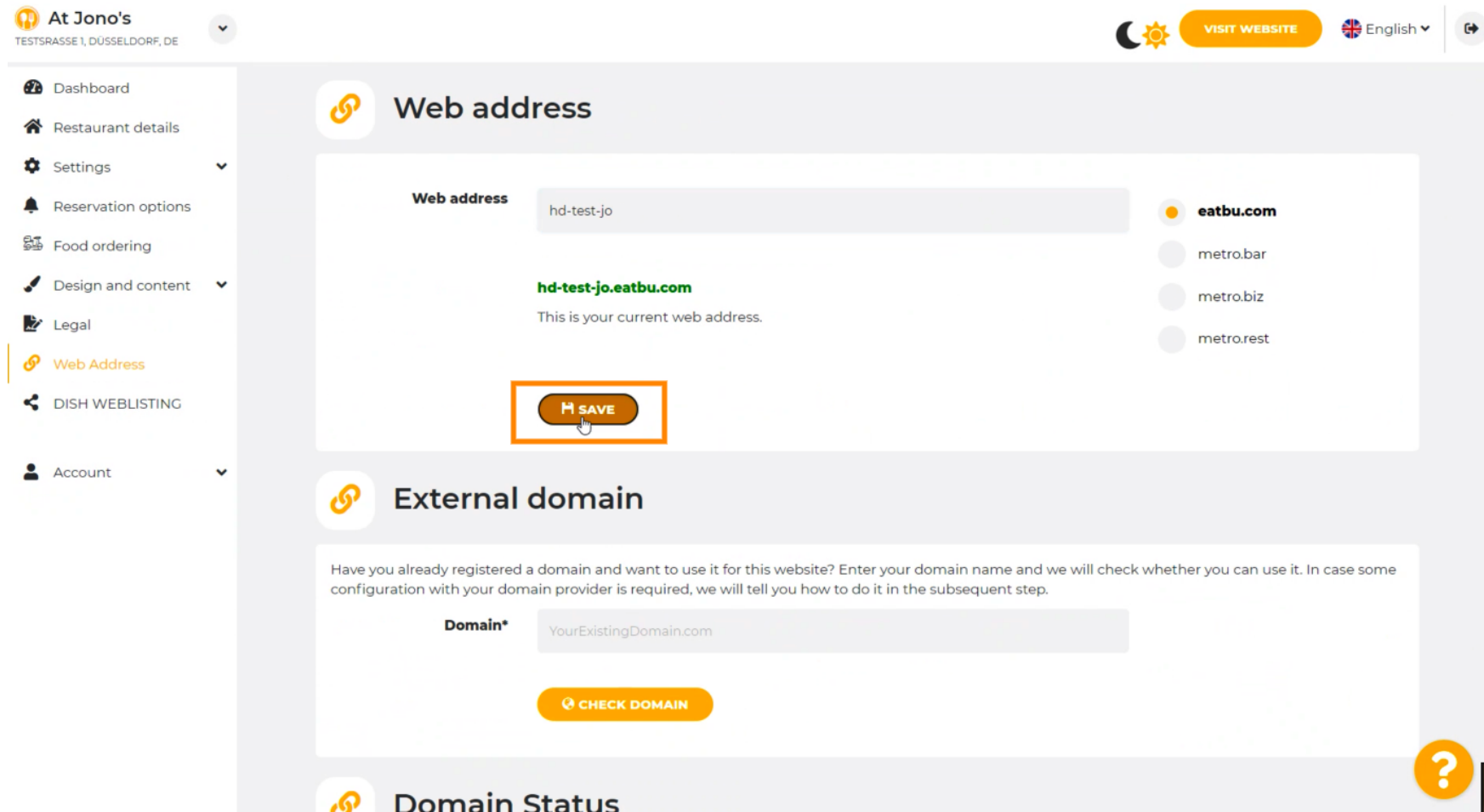
Aquí puede ver su dirección Web actual. Nota: se lee el texto, si el dominio no está disponible.



The screenshot shows the 'Web address' configuration page for 'At Jono's' (TESTSRASSE 1, DÜSSELDORF, DE). The page has a sidebar with navigation options: Dashboard, Restaurant details, Settings, Reservation options, Food ordering, Design and content, Legal, Web Address (highlighted), DISH WEBLISTING, and Account. The main content area is titled 'Web address' and features a text input field containing 'hd-test-jo'. To the right, a list of domain options is shown: eatbu.com (selected), metro.bar, metro.biz, and metro.rest. Below the input field, the current web address 'hd-test-jo.eatbu.com' is displayed in green, with the note 'This is your current web address.' and a 'SAVE' button. Below this is the 'External domain' section, which includes a text input field for 'Domain*' containing 'YourExistingDomain.com' and a 'CHECK DOMAIN' button. At the bottom, the 'Domain Status' section is partially visible. A question mark icon is located in the bottom right corner of the interface.



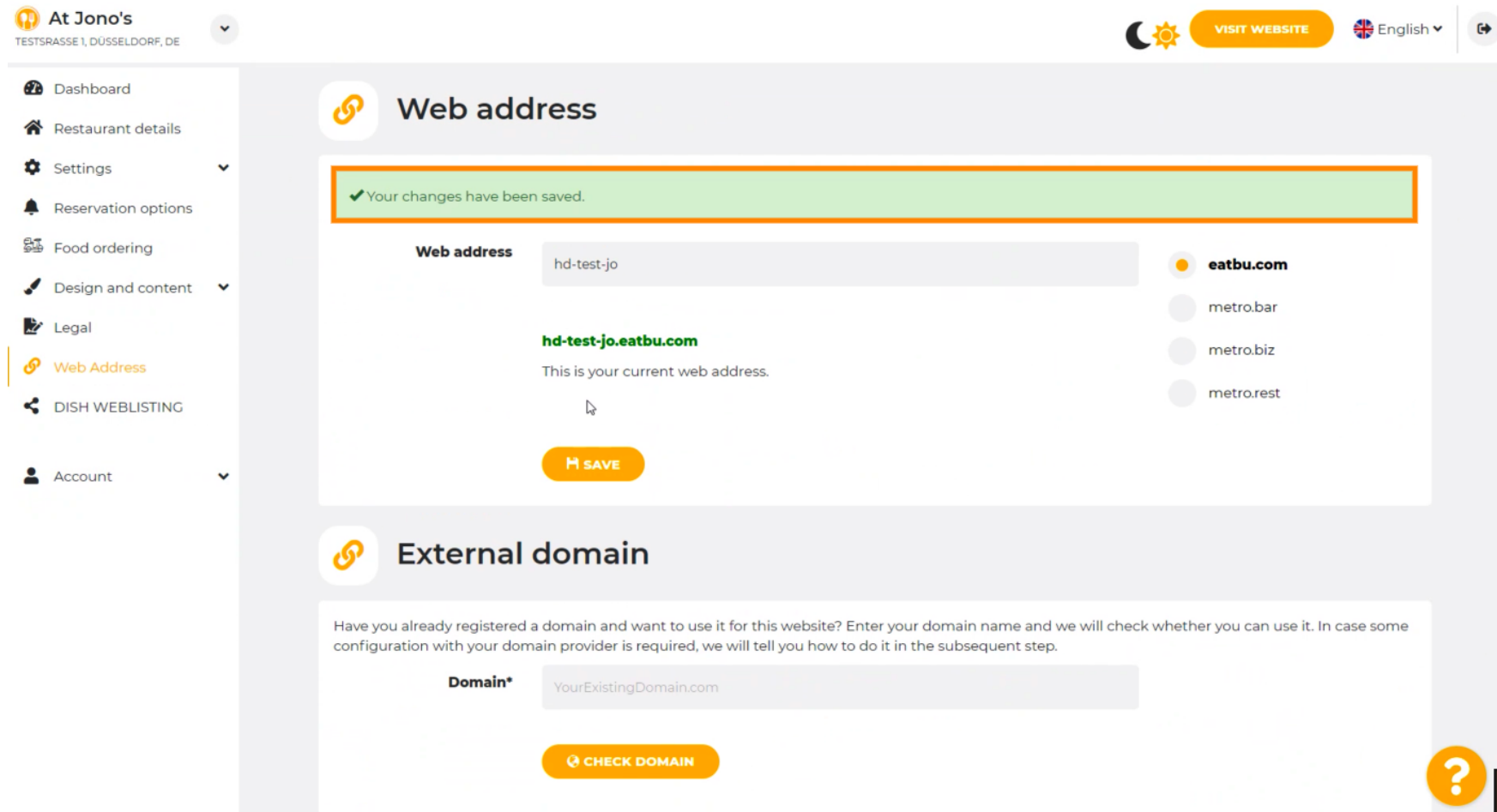
Haga clic en **GUARDAR**.



The screenshot shows the 'Web address' configuration page in the DISH management system. The page is titled 'Web address' and features a sidebar on the left with navigation options: Dashboard, Restaurant details, Settings, Reservation options, Food ordering, Design and content, Legal, Web Address (highlighted), DISH WEBLISTING, and Account. The main content area is divided into two sections: 'Web address' and 'External domain'. In the 'Web address' section, there is a text input field containing 'hd-test-jo' and a dropdown menu showing domain options: eatbu.com (selected), metro.bar, metro.biz, and metro.rest. Below the input field, the text 'hd-test-jo.eatbu.com' is displayed, followed by the note 'This is your current web address.' A 'SAVE' button is highlighted with an orange border and a hand cursor. The 'External domain' section contains a text input field with 'YourExistingDomain.com' and a 'CHECK DOMAIN' button. At the bottom right of the page, there is a circular help icon with a question mark.

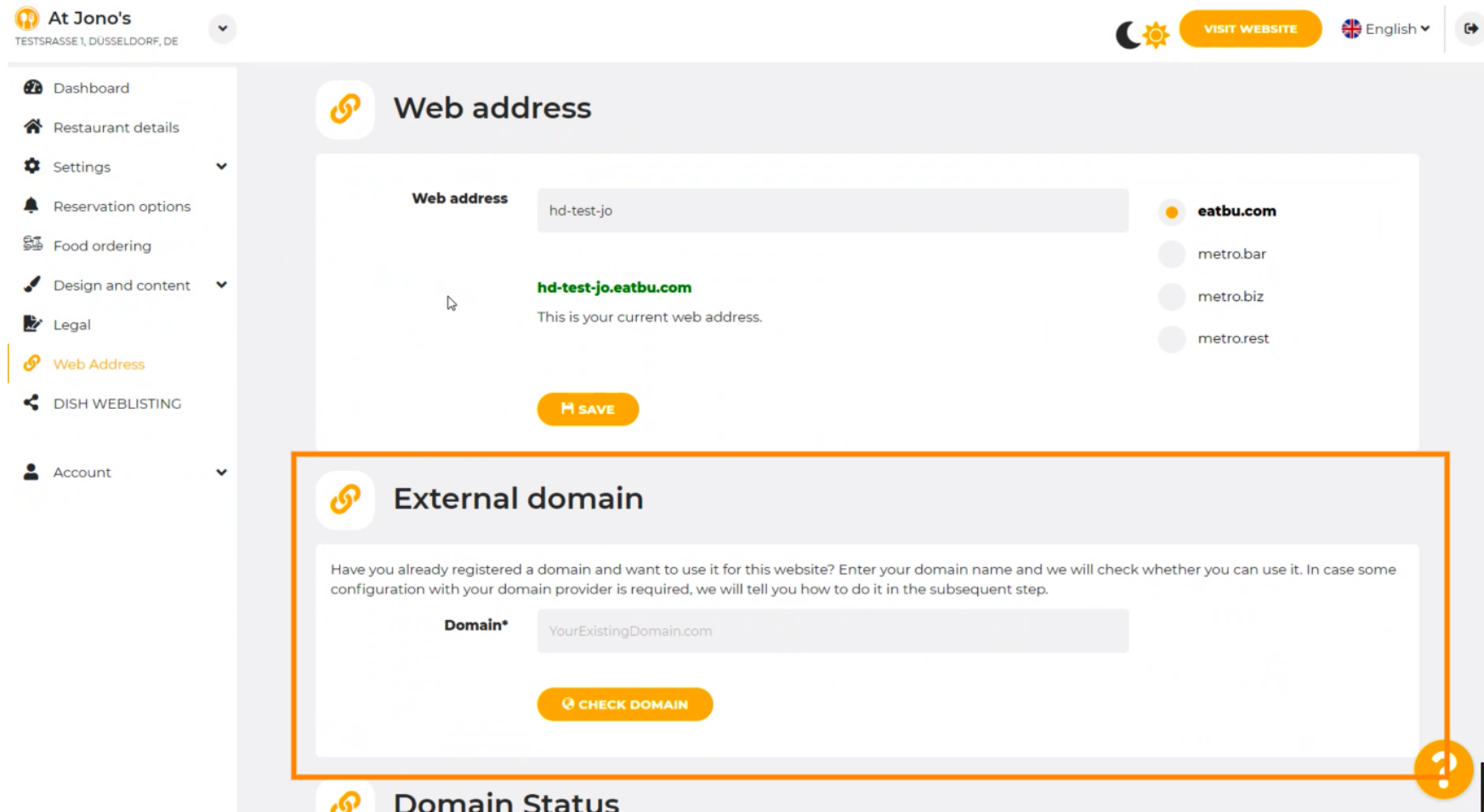


Se han guardado los cambios.



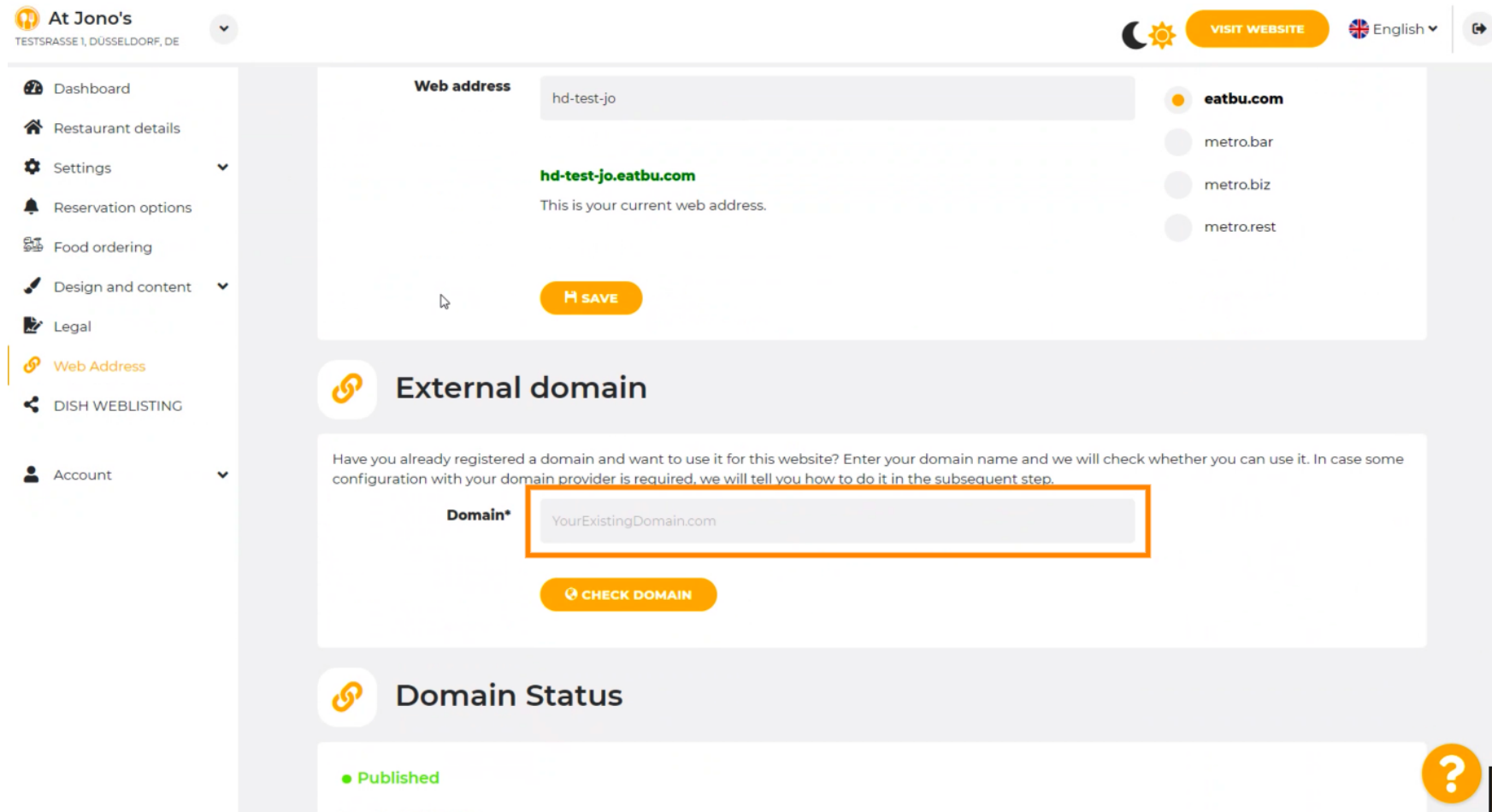
The screenshot shows the 'Web address' configuration page for 'At Jono's'. The page has a sidebar on the left with navigation options: Dashboard, Restaurant details, Settings, Reservation options, Food ordering, Design and content, Legal, Web Address (highlighted), DISH WEBLISTING, and Account. The main content area is titled 'Web address' and features a green success message: 'Your changes have been saved.' Below this, there is a form with a 'Web address' input field containing 'hd-test-jo'. To the right of the input field are four radio button options: 'eatbu.com' (selected), 'metro.bar', 'metro.biz', and 'metro.rest'. Below the input field, the text 'hd-test-jo.eatbu.com' is displayed, followed by 'This is your current web address.' and a 'SAVE' button. Below the 'Web address' section is the 'External domain' section, which includes a text box for 'Domain*' containing 'YourExistingDomain.com' and a 'CHECK DOMAIN' button. A question mark icon is visible in the bottom right corner of the page.

 Agregue un dominio personalizado yendo a Dominio externo.



The screenshot shows the 'Web address' configuration page for 'At Jono's' (TESTSRASSE 1, DÜSSELDORF, DE). The page has a sidebar with navigation options: Dashboard, Restaurant details, Settings, Reservation options, Food ordering, Design and content, Legal, Web Address (highlighted), DISH WEBLISTING, and Account. The main content area is titled 'Web address' and contains a form with a 'Web address' input field containing 'hd-test-jo'. Below the input field, the current web address is displayed as 'hd-test-jo.eatbu.com' with the note 'This is your current web address.' and a 'SAVE' button. To the right, there are radio button options for domain suffixes: eatbu.com (selected), metro.bar, metro.biz, and metro.rest. Below this, there is an 'External domain' section with a text box for 'Domain*' containing 'YourExistingDomain.com' and a 'CHECK DOMAIN' button. A red box highlights the 'External domain' section. The top right of the dashboard includes a 'VISIT WEBSITE' button, a language selector set to 'English', and a help icon.

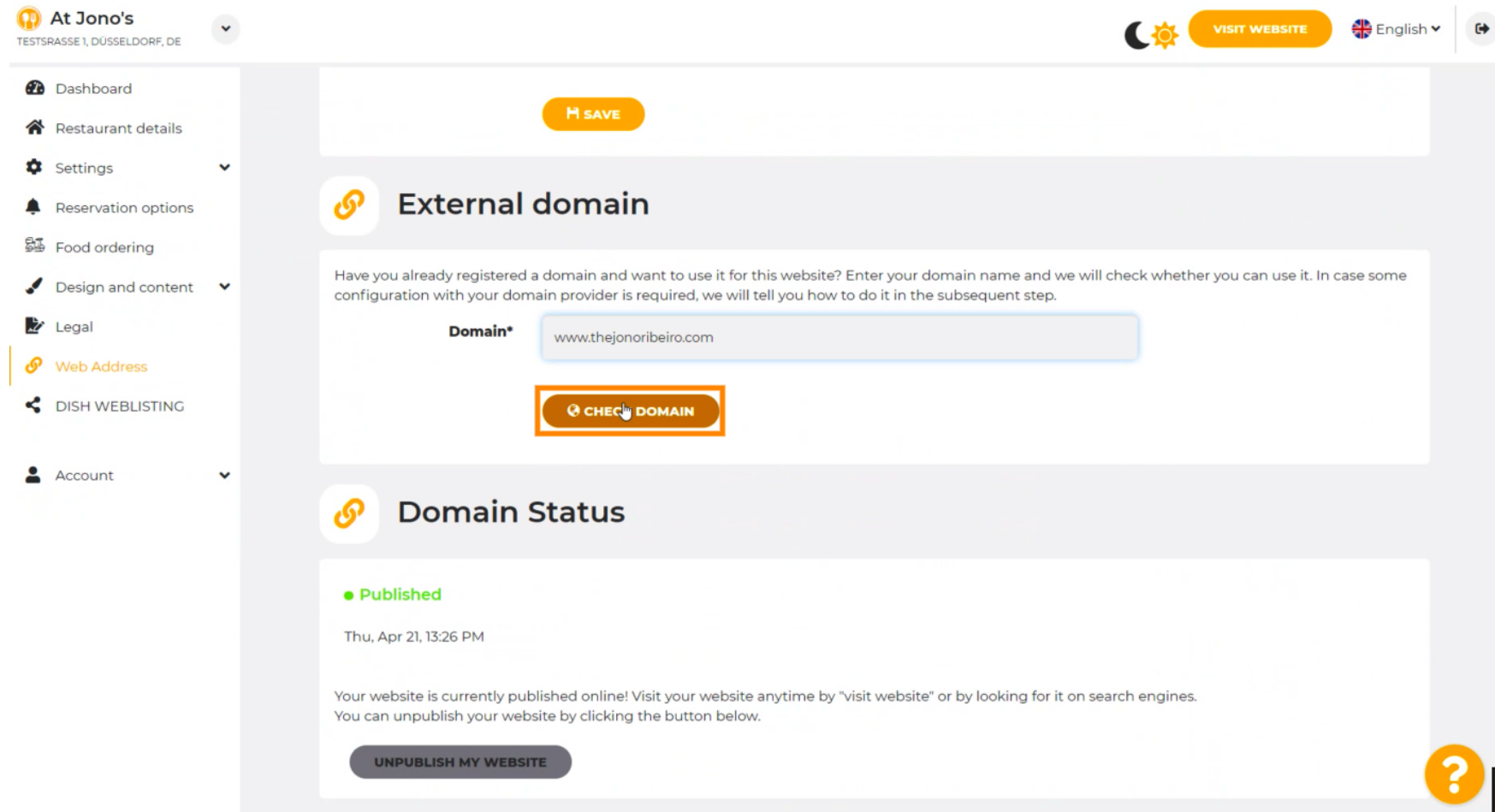
Haga clic en el **campo de texto** y agregue su dominio personalizado.



The screenshot shows the 'At Jono's' website management interface. The top navigation bar includes the restaurant name, address, a 'VISIT WEBSITE' button, and a language selector set to 'English'. A sidebar on the left contains menu items: Dashboard, Restaurant details, Settings, Reservation options, Food ordering, Design and content, Legal, Web Address (highlighted), DISH WEBLISTING, and Account. The main content area is divided into three sections: 1. 'Web address' with a text input field containing 'hd-test-jo', a 'SAVE' button, and a list of domain options (eatbu.com, metro.bar, metro.biz, metro.rest). 2. 'External domain' with a text input field containing 'YourExistingDomain.com' and a 'CHECK DOMAIN' button. 3. 'Domain Status' showing a 'Published' status. A question mark icon is visible in the bottom right corner of the interface.



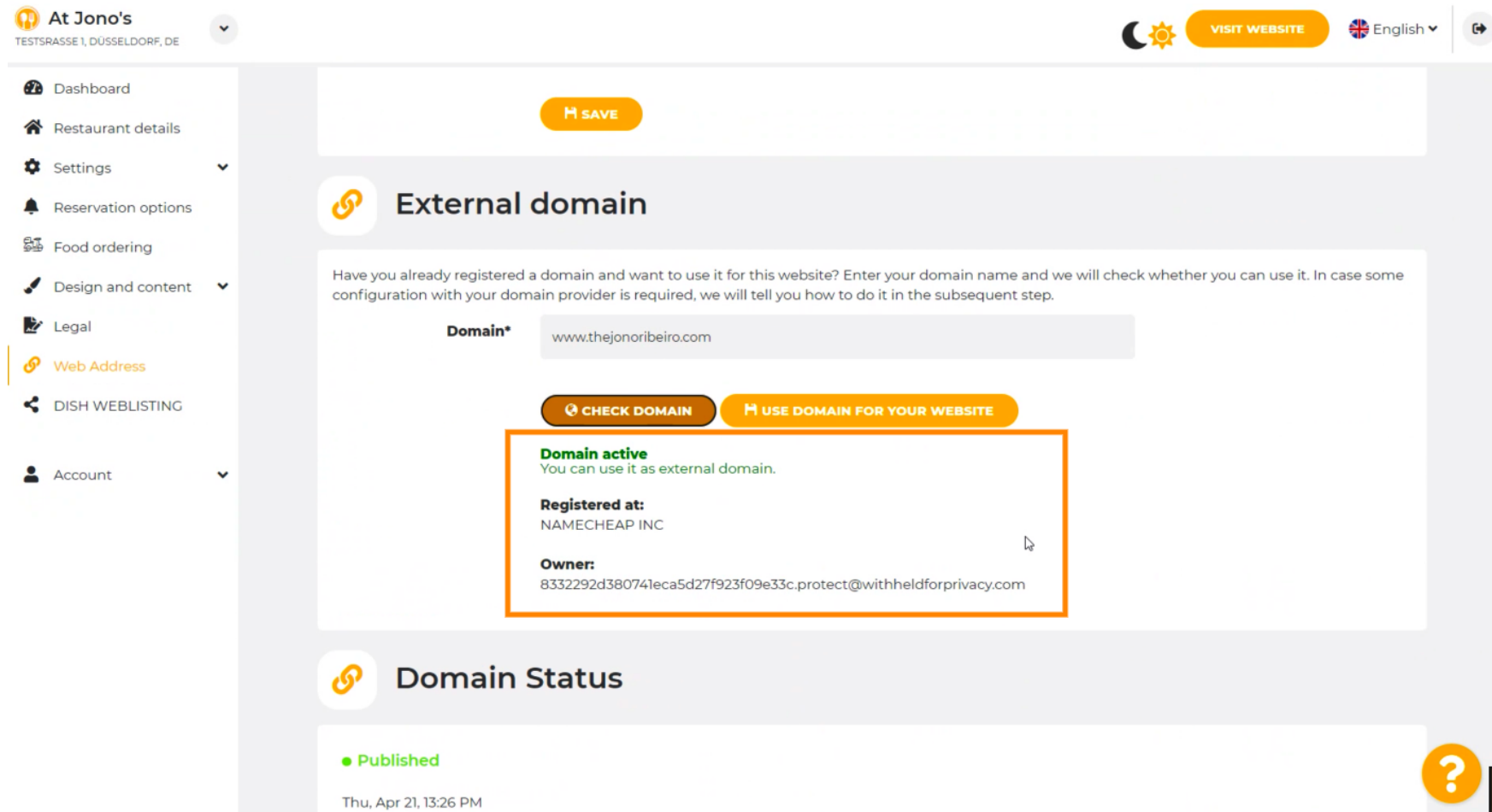
Haz clic en **VERIFICAR DOMINIO** .



The screenshot shows the 'At Jono's' website management dashboard. The left sidebar contains navigation options: Dashboard, Restaurant details, Settings, Reservation options, Food ordering, Design and content, Legal, **Web Address** (highlighted), DISH WEBLISTING, and Account. The main content area is titled 'External domain' and includes a 'SAVE' button at the top. Below the title, there is an explanatory text: 'Have you already registered a domain and want to use it for this website? Enter your domain name and we will check whether you can use it. In case some configuration with your domain provider is required, we will tell you how to do it in the subsequent step.' A text input field labeled 'Domain*' contains the value 'www.thejonoribeiro.com'. Below the input field is a prominent orange button labeled 'CHECK DOMAIN' with a circular refresh icon, which is highlighted with an orange border. Underneath, the 'Domain Status' section shows a green dot next to the word 'Published', followed by the timestamp 'Thu, Apr 21, 13:26 PM'. A message states: 'Your website is currently published online! Visit your website anytime by "visit website" or by looking for it on search engines. You can unpublish your website by clicking the button below.' At the bottom of this section is a dark grey button labeled 'UNPUBLISH MY WEBSITE'. In the top right corner of the dashboard, there are icons for a moon, a gear, a 'VISIT WEBSITE' button, a language selector set to 'English', and a share icon. A yellow question mark icon is visible in the bottom right corner of the page.



Aquí puede ver si el dominio está activo y quién es el propietario y dónde está registrado.



At Jono's
TESTSRASSE 1, DÜSSELDORF, DE

External domain

Have you already registered a domain and want to use it for this website? Enter your domain name and we will check whether you can use it. In case some configuration with your domain provider is required, we will tell you how to do it in the subsequent step.

Domain*

CHECK DOMAIN **USE DOMAIN FOR YOUR WEBSITE**

Domain active
You can use it as external domain.

Registered at:
NAMECHEAP INC

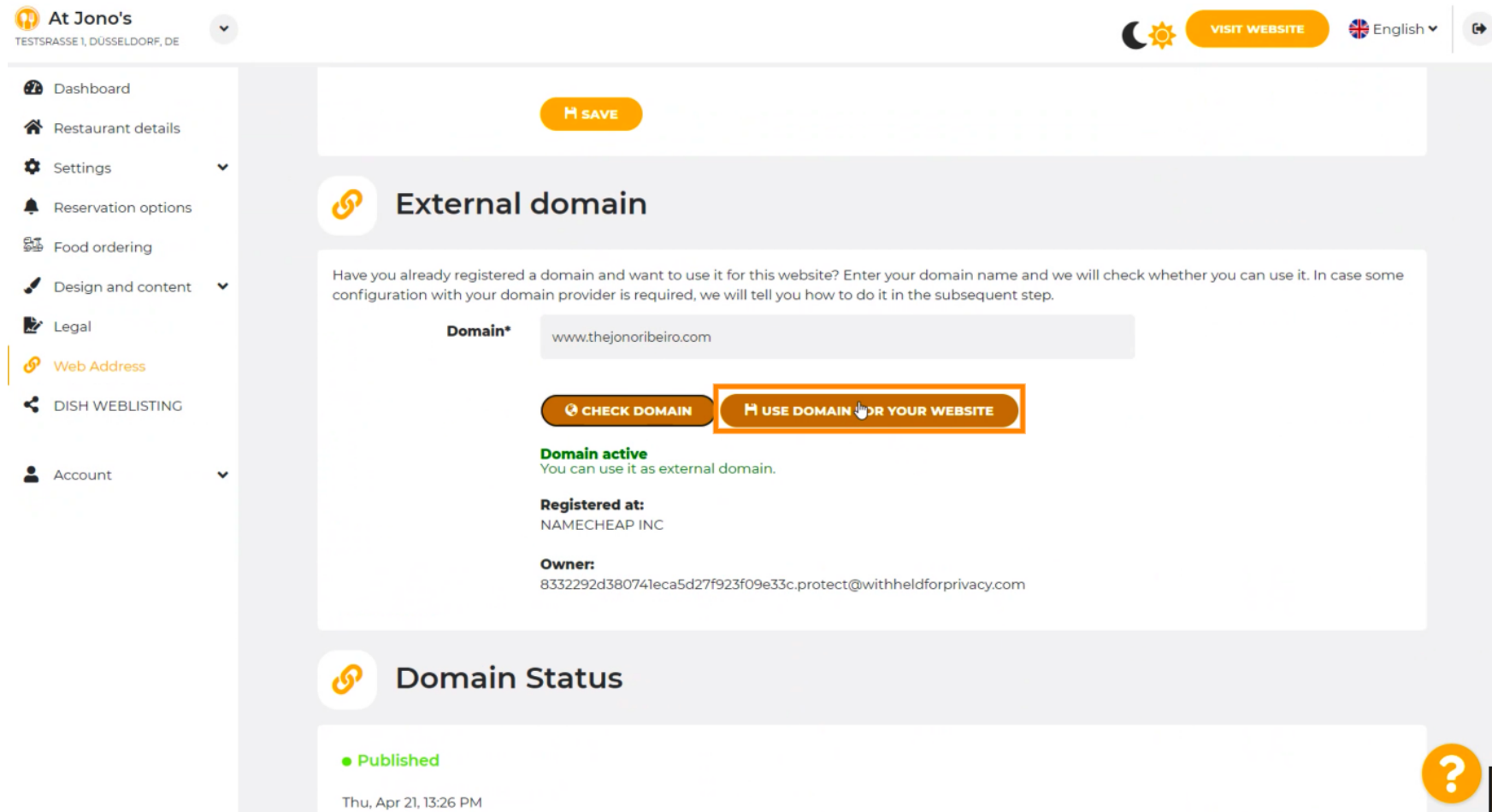
Owner:
8332292d380741eca5d27f923f09e33c.protect@withheldforprivacy.com

Domain Status

Published

Thu, Apr 21, 13:26 PM

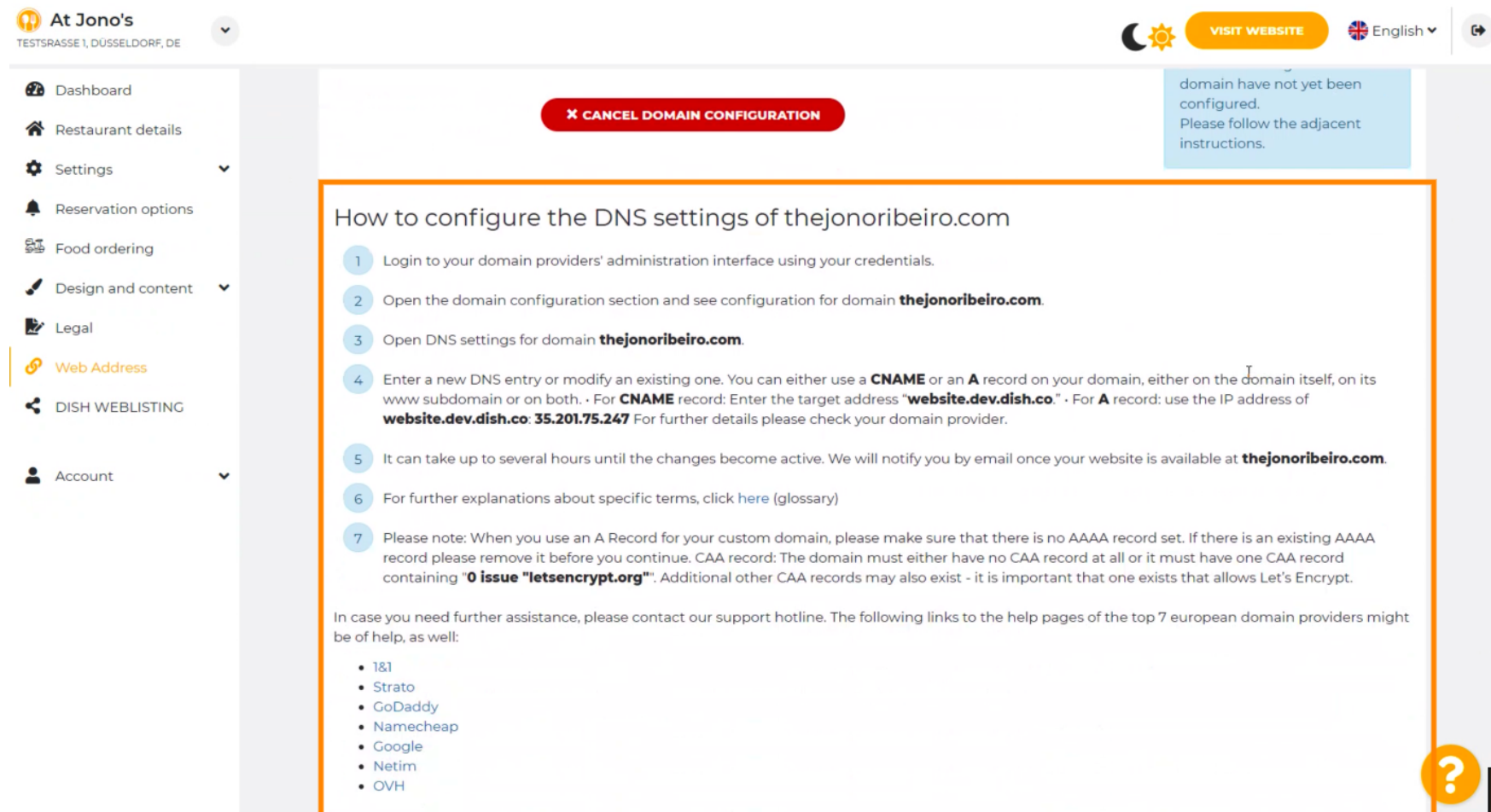
Haga clic en **USAR DOMINIO PARA SU SITIO WEB**.



The screenshot shows the 'At Jono's' website management interface. The top navigation bar includes the restaurant name, address, a 'VISIT WEBSITE' button, and a language selector set to 'English'. A left sidebar contains various menu items, with 'Web Address' highlighted in orange. The main content area is titled 'External domain' and features a 'SAVE' button at the top. Below the title, there is a text box for the domain name, which contains 'www.thejonoribeiro.com'. Two buttons are present: 'CHECK DOMAIN' and 'USE DOMAIN FOR YOUR WEBSITE', with the latter being highlighted with an orange border and a mouse cursor. Below the buttons, the status is 'Domain active' with the message 'You can use it as external domain.' Further details include 'Registered at: NAMECHEAP INC' and 'Owner: 8332292d380741eca5d27f923f09e33c.protect@withheldforprivacy.com'. A 'Domain Status' section at the bottom shows a green dot and the word 'Published', along with the timestamp 'Thu, Apr 21, 13:26 PM'. A help icon (question mark) is visible in the bottom right corner.



Aquí puede ver nuestros pasos adicionales que debe completar en la pantalla de configuración de su propio proveedor de dominio.



The screenshot shows the 'At Jono's' website management interface. The left sidebar contains navigation options: Dashboard, Restaurant details, Settings, Reservation options, Food ordering, Design and content, Legal, Web Address (highlighted), DISH WEBLISTING, and Account. The main content area displays a 'CANCEL DOMAIN CONFIGURATION' button and a blue notification box stating 'domain have not yet been configured. Please follow the adjacent instructions.' Below this is a detailed guide titled 'How to configure the DNS settings of thejonoribeiro.com' with seven numbered steps:

- 1 Login to your domain providers' administration interface using your credentials.
- 2 Open the domain configuration section and see configuration for domain **thejonoribeiro.com**.
- 3 Open DNS settings for domain **thejonoribeiro.com**.
- 4 Enter a new DNS entry or modify an existing one. You can either use a **CNAME** or an **A** record on your domain, either on the domain itself, on its www subdomain or on both. For **CNAME** record: Enter the target address "**website.dev.dish.co**". For **A** record: use the IP address of **website.dev.dish.co: 35.201.75.247** For further details please check your domain provider.
- 5 It can take up to several hours until the changes become active. We will notify you by email once your website is available at **thejonoribeiro.com**.
- 6 For further explanations about specific terms, click [here](#) (glossary)
- 7 Please note: When you use an A Record for your custom domain, please make sure that there is no AAAA record set. If there is an existing AAAA record please remove it before you continue. CAA record: The domain must either have no CAA record at all or it must have one CAA record containing "**0 issue "letsencrypt.org"**". Additional other CAA records may also exist - it is important that one exists that allows Let's Encrypt.

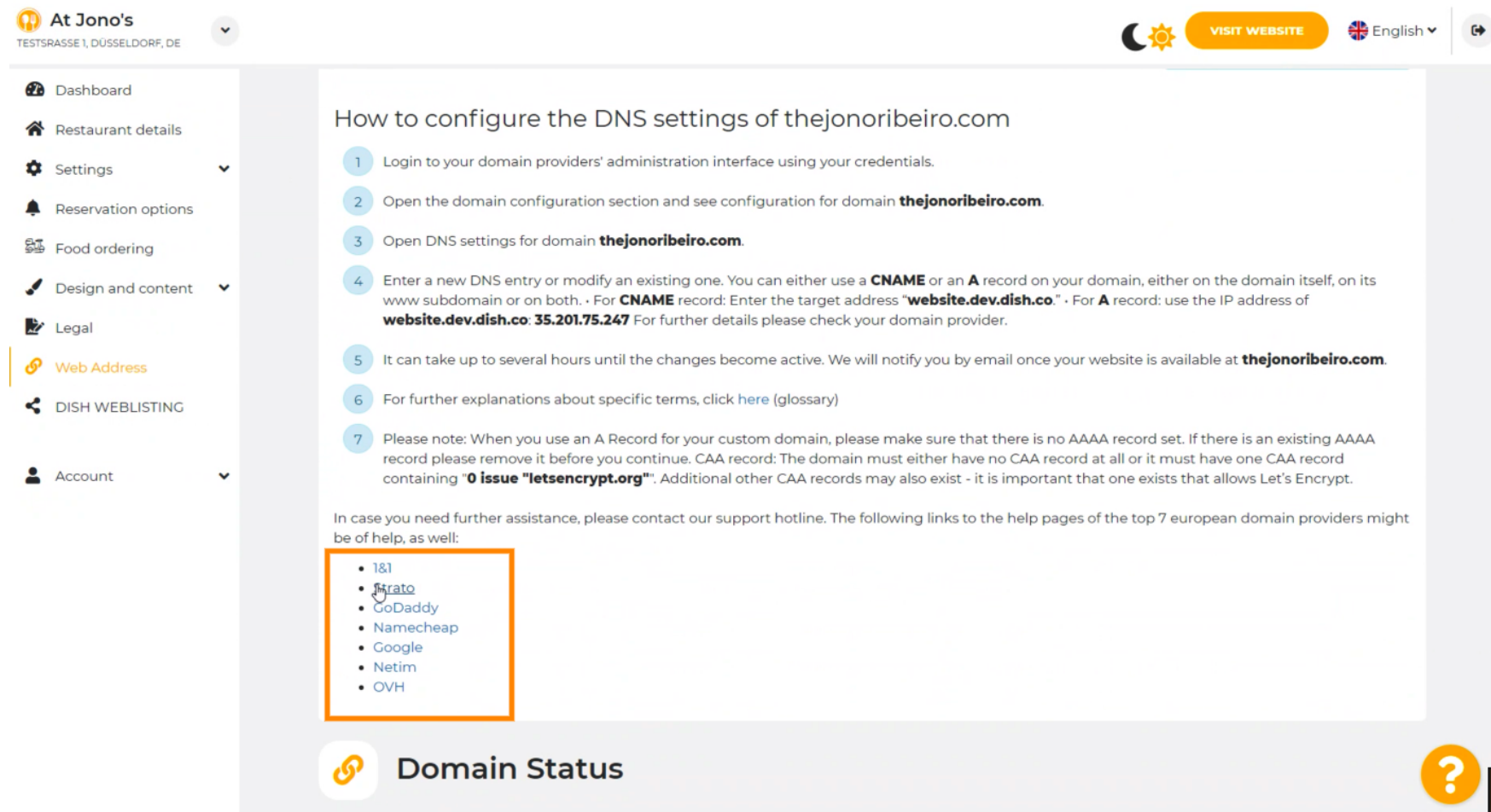
In case you need further assistance, please contact our support hotline. The following links to the help pages of the top 7 european domain providers might be of help, as well:

- 1&1
- Strato
- GoDaddy
- Namecheap
- Google
- Netim
- OVH

A question mark icon is visible in the bottom right corner of the screenshot.



Aquí se muestran algunos de los proveedores de dominio más populares, haga clic en su **proveedor de dominio** para obtener más información. Nota: también podría tener un proveedor de dominio diferente.



At Jono's
TESTSRASSE 1, DÜSSELDORF, DE

VISIT WEBSITE English

- Dashboard
- Restaurant details
- Settings
- Reservation options
- Food ordering
- Design and content
- Legal
- Web Address**
- DISH WEBLISTING
- Account

How to configure the DNS settings of thejonoribeiro.com

- 1 Login to your domain providers' administration interface using your credentials.
- 2 Open the domain configuration section and see configuration for domain **thejonoribeiro.com**.
- 3 Open DNS settings for domain **thejonoribeiro.com**.
- 4 Enter a new DNS entry or modify an existing one. You can either use a **CNAME** or an **A** record on your domain, either on the domain itself, on its www subdomain or on both.
 - For **CNAME** record: Enter the target address "**website.dev.dish.co**".
 - For **A** record: use the IP address of **website.dev.dish.co: 35.201.75.247** For further details please check your domain provider.
- 5 It can take up to several hours until the changes become active. We will notify you by email once your website is available at **thejonoribeiro.com**.
- 6 For further explanations about specific terms, click [here](#) (glossary)
- 7 Please note: When you use an A Record for your custom domain, please make sure that there is no AAAA record set. If there is an existing AAAA record please remove it before you continue. CAA record: The domain must either have no CAA record at all or it must have one CAA record containing "**0 issue "letsencrypt.org"**". Additional other CAA records may also exist - it is important that one exists that allows Let's Encrypt.

In case you need further assistance, please contact our support hotline. The following links to the help pages of the top 7 european domain providers might be of help, as well:

- 1&1
- **GoDaddy**
- GoDaddy
- Namecheap
- Google
- Netim
- OVH

Domain Status ?



Eso es. Ya terminaste.

At Jono's
TESTSRASSE 1, DÜSSELDORF, DE

VISIT WEBSITE English

How to configure the DNS settings of thejonoribeiro.com

- 1 Login to your domain providers' administration interface using your credentials.
- 2 Open the domain configuration section and see configuration for domain **thejonoribeiro.com**.
- 3 Open DNS settings for domain **thejonoribeiro.com**.
- 4 Enter a new DNS entry or modify an existing one. You can either use a **CNAME** or an **A** record on your domain, either on the domain itself, on its www subdomain or on both. • For **CNAME** record: Enter the target address "**website.dev.dish.co**". • For **A** record: use the IP address of **website.dev.dish.co: 35.201.75.247** For further details please check your domain provider.
- 5 It can take up to several hours until the changes become active. We will notify you by email once your website is available at **thejonoribeiro.com**.
- 6 For further explanations about specific terms, click [here](#) (glossary)
- 7 Please note: When you use an A Record for your custom domain, please make sure that there is no AAAA record set. If there is an existing AAAA record please remove it before you continue. CAA record: The domain must either have no CAA record at all or it must have one CAA record containing "**0 issue letsencrypt.org**". Additional other CAA records may also exist - it is important that one exists that allows Let's Encrypt.

In case you need further assistance, please contact our support hotline. The following links to the help pages of the top 7 european domain providers might be of help, as well:

- 1&1
- [Furto](#)
- GoDaddy
- Namecheap
- Google
- Netim
- OVH

Domain Status



Scan to go to the interactive player