

Натисніть **Веб -адреса** .

At Jono's
TESTSRASSE 1, DÜSSELDORF, DE

Website Performance

At Jono's
Last data generation: 03/02/2023
91
website views the past 28 days
+2.2%

Online food ordering insights
0 orders the past 7 days
0.0%
0 orders the past 28 days

Website views per day

Date	Views
08.01	0
09.01	1
10.01	2
12.01	21
14.01	1
16.01	0
18.01	0
20.01	11
22.01	7
24.01	10
26.01	7
28.01	6
30.01	1
01.02	22
03.02	2

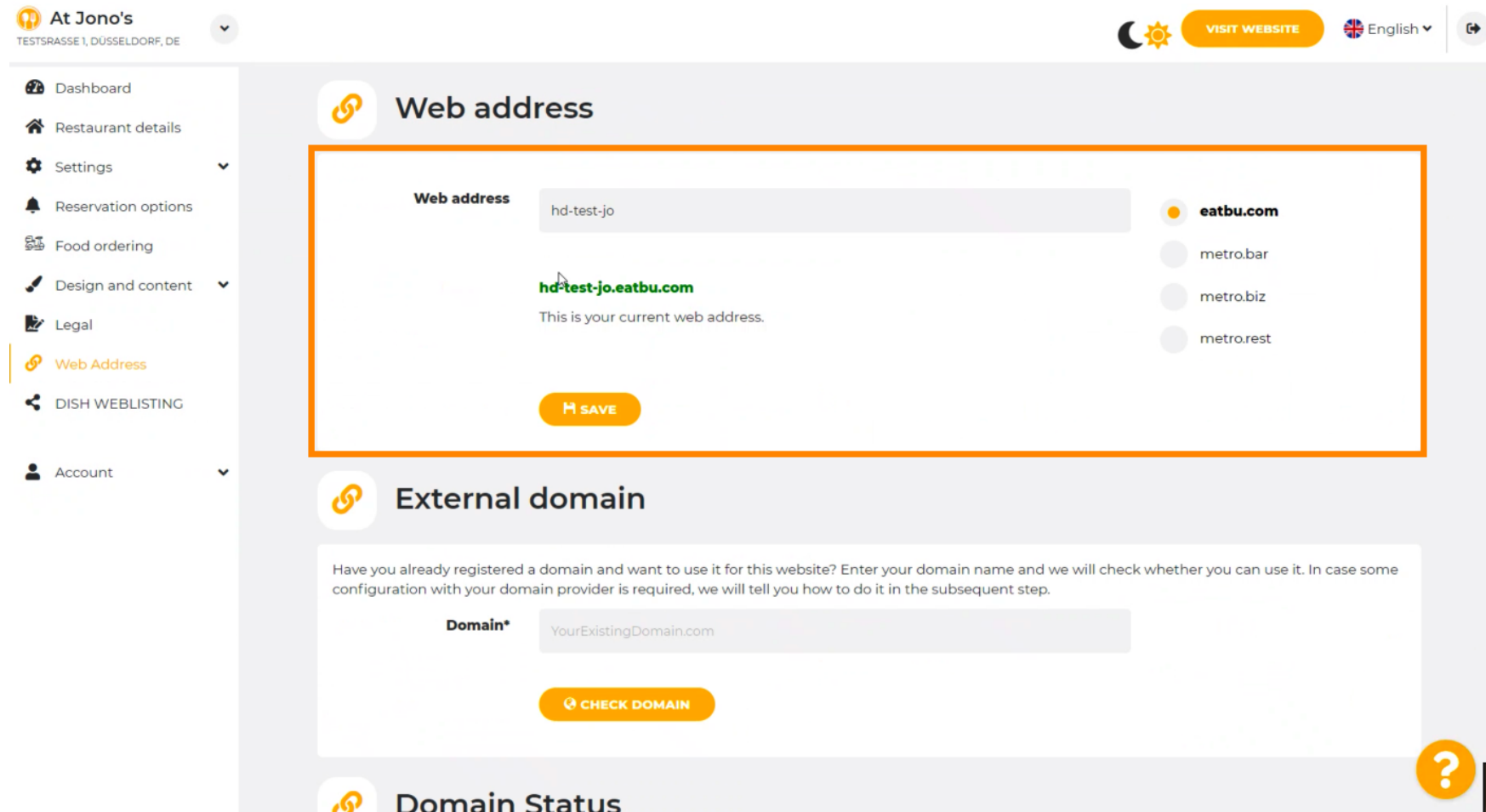
Top browsing languages
25

Top devices

Opening hours views
0
+0.0%

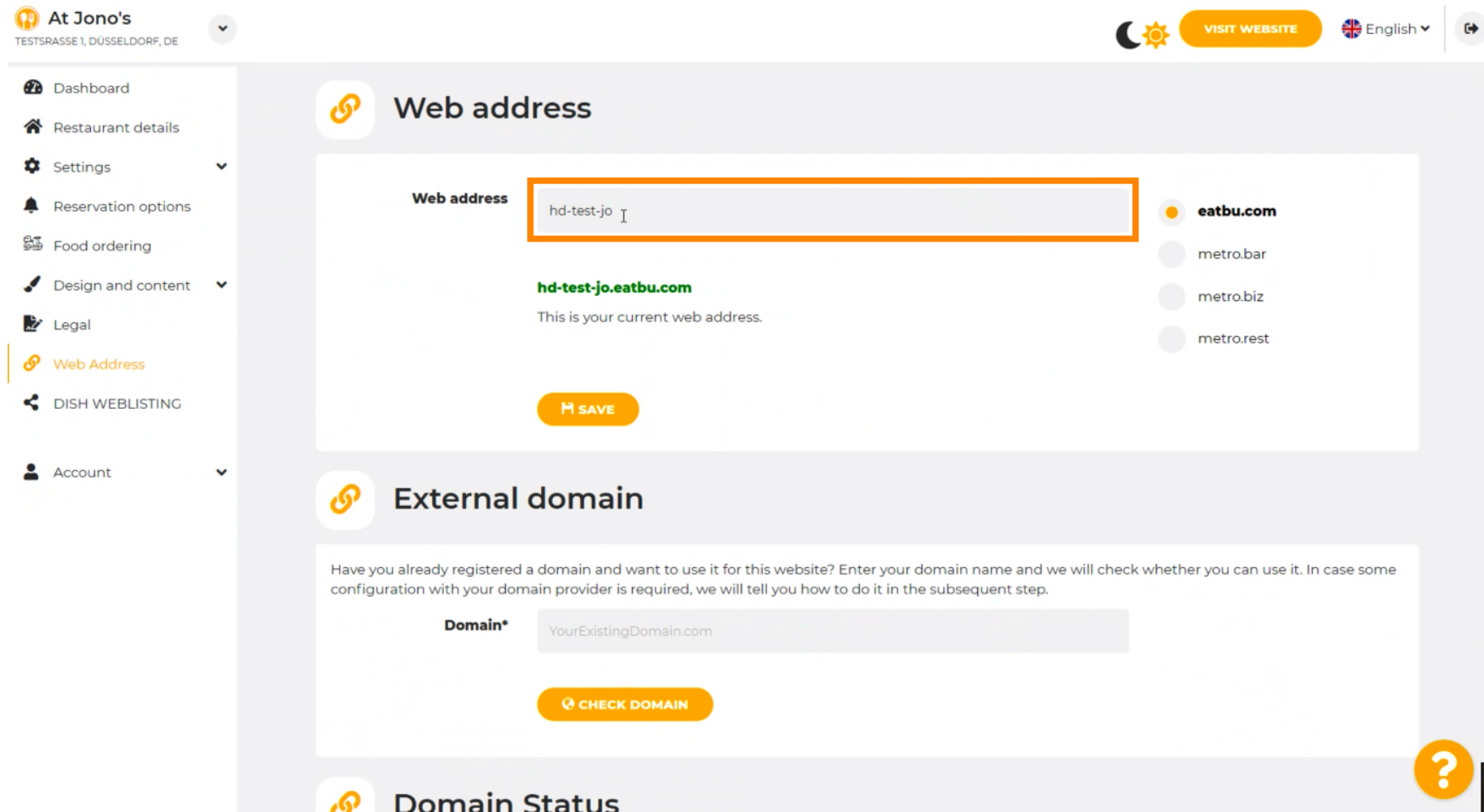
Contacts
0
+0.0%

 **Змініть** свою веб-адресу на домен, наданий DISH.



The screenshot shows the 'Web address' management interface for 'At Jono's'. The interface includes a sidebar with navigation options like 'Dashboard', 'Restaurant details', 'Settings', 'Reservation options', 'Food ordering', 'Design and content', 'Legal', 'Web Address', 'DISH WEBLISTING', and 'Account'. The main content area is titled 'Web address' and features a form with a text input field containing 'hd-test-jo', a dropdown menu for domain selection with options 'eatbu.com', 'metro.bar', 'metro.biz', and 'metro.rest', and a 'SAVE' button. Below this, there is an 'External domain' section with a text input field for 'Domain*' containing 'YourExistingDomain.com' and a 'CHECK DOMAIN' button. The interface also includes a 'VISIT WEBSITE' button, a language selector set to 'English', and a help icon (question mark) in the bottom right corner.

Натисніть **текстове поле** та додайте потрібний домен.



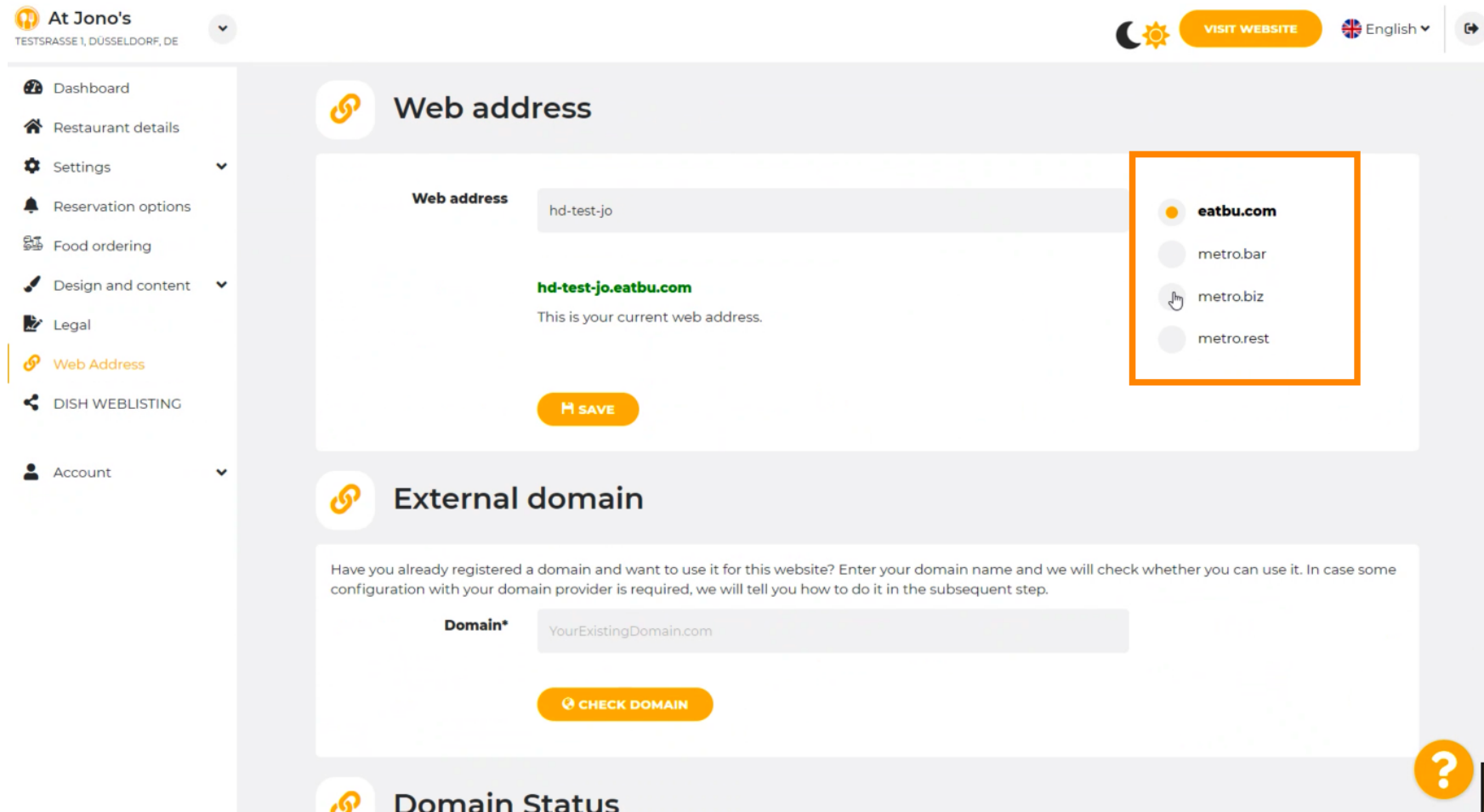
The screenshot displays the 'Web address' configuration page for 'At Jono's' (TESTSRASSE 1, DÜSSELDORF, DE). The page features a sidebar with navigation options: Dashboard, Restaurant details, Settings, Reservation options, Food ordering, Design and content, Legal, Web Address (highlighted), DISH WEBLISTING, and Account. The main content area is divided into three sections:

- Web address:** A text input field contains 'hd-test-jo', which is highlighted with an orange border. Below it, the current address 'hd-test-jo.eatbu.com' is displayed in green, with the note 'This is your current web address.' and a 'SAVE' button.
- External domain:** A section with a heading and a paragraph: 'Have you already registered a domain and want to use it for this website? Enter your domain name and we will check whether you can use it. In case some configuration with your domain provider is required, we will tell you how to do it in the subsequent step.' Below this is a 'Domain*' input field with the placeholder 'YourExistingDomain.com' and a 'CHECK DOMAIN' button.
- Domain Status:** The beginning of a new section is visible at the bottom.

Additional interface elements include a top navigation bar with a 'VISIT WEBSITE' button, a language selector set to 'English', and a help icon (question mark) in the bottom right corner.



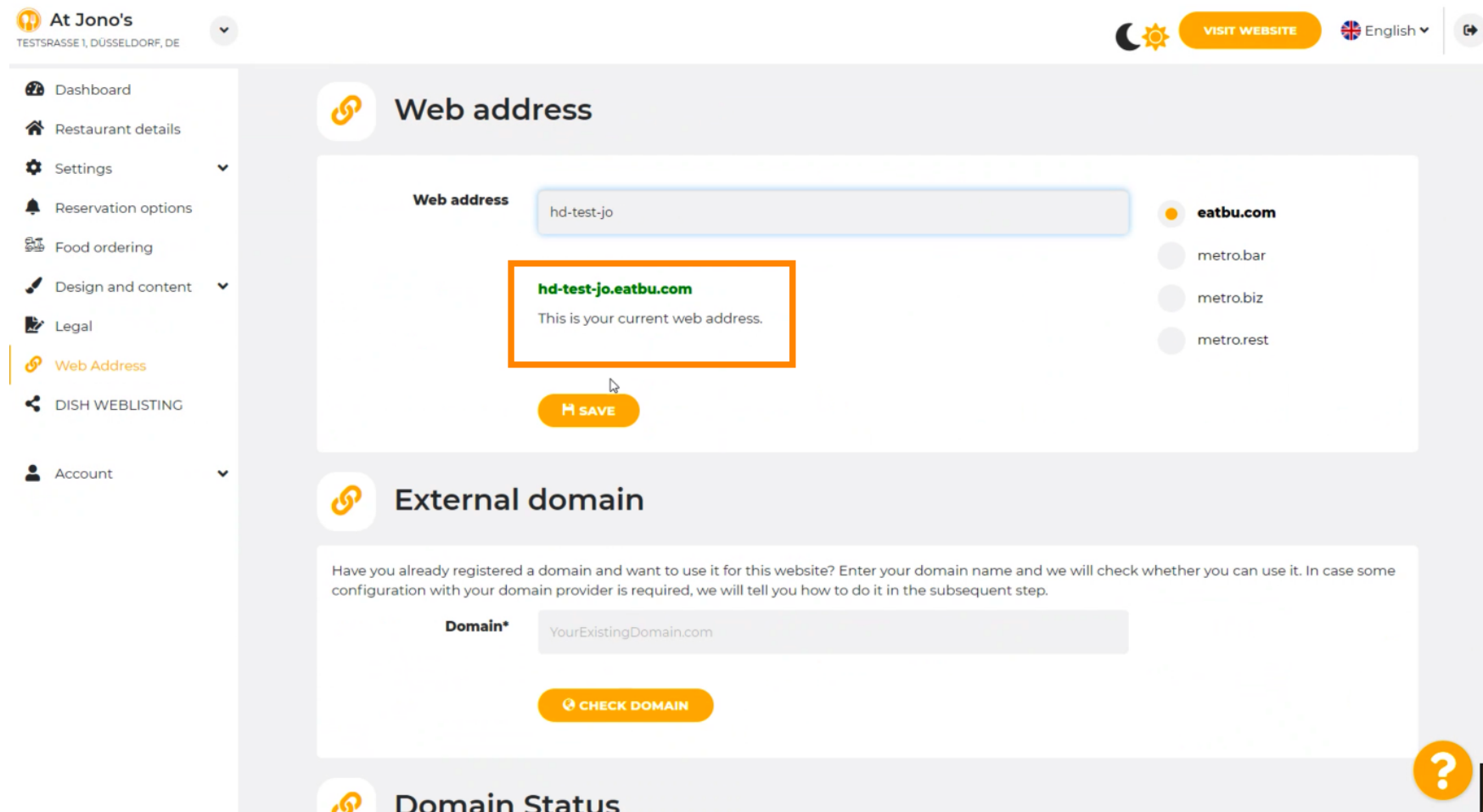
Це домени в DISH.



The screenshot shows the 'Web address' management interface in the DISH system. The top navigation bar includes the restaurant name 'At Jono's' with the address 'TESTSRASSE 1, DÜSSELDORF, DE', a 'VISIT WEBSITE' button, and a language selector set to 'English'. The left sidebar contains a menu with items like 'Dashboard', 'Restaurant details', 'Settings', 'Reservation options', 'Food ordering', 'Design and content', 'Legal', 'Web Address' (highlighted), 'DISH WEBLISTING', and 'Account'. The main content area is divided into three sections: 1. 'Web address': A form with a text input containing 'hd-test-jo' and a 'SAVE' button. Below the input, the current address 'hd-test-jo.eatbu.com' is displayed with the note 'This is your current web address.' To the right, a list of domain options is shown: 'eatbu.com' (selected with an orange dot), 'metro.bar', 'metro.biz', and 'metro.rest'. This list is enclosed in an orange rectangular box. 2. 'External domain': A section with a text input for 'Domain*' containing 'YourExistingDomain.com' and a 'CHECK DOMAIN' button. 3. 'Domain Status': A section partially visible at the bottom. A circular help icon with a question mark is located in the bottom right corner of the interface.



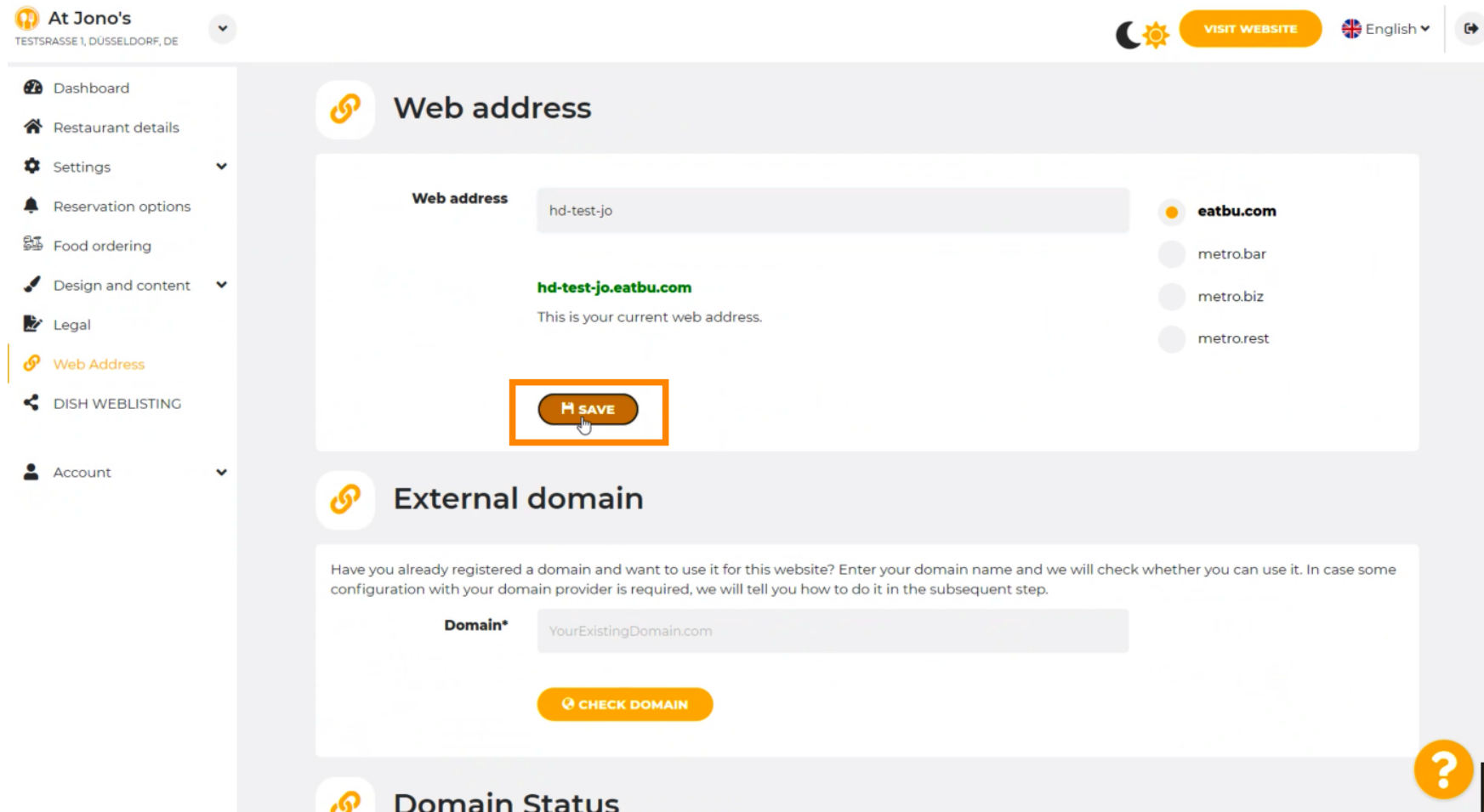
Тут ви можете побачити свою поточну веб-адресу. Примітка: текст читається, якщо домен недоступний.



The screenshot shows the 'Web address' configuration page for 'At Jono's' (TESTSRASSE 1, DÜSSELDORF, DE). The page includes a sidebar with navigation options like Dashboard, Restaurant details, Settings, and Web Address. The main content area is divided into sections: 'Web address', 'External domain', and 'Domain Status'. In the 'Web address' section, the current address 'hd-test-jo' is shown in a text input field. Below it, a highlighted box displays 'hd-test-jo.eatbu.com' with the note 'This is your current web address.' To the right, a list of domain options is shown: eatbu.com (selected), metro.bar, metro.biz, and metro.rest. A 'SAVE' button is located below the highlighted address. The 'External domain' section contains a text input field for 'Domain*' with the placeholder 'YourExistingDomain.com' and a 'CHECK DOMAIN' button. A question mark icon is visible in the bottom right corner of the interface.



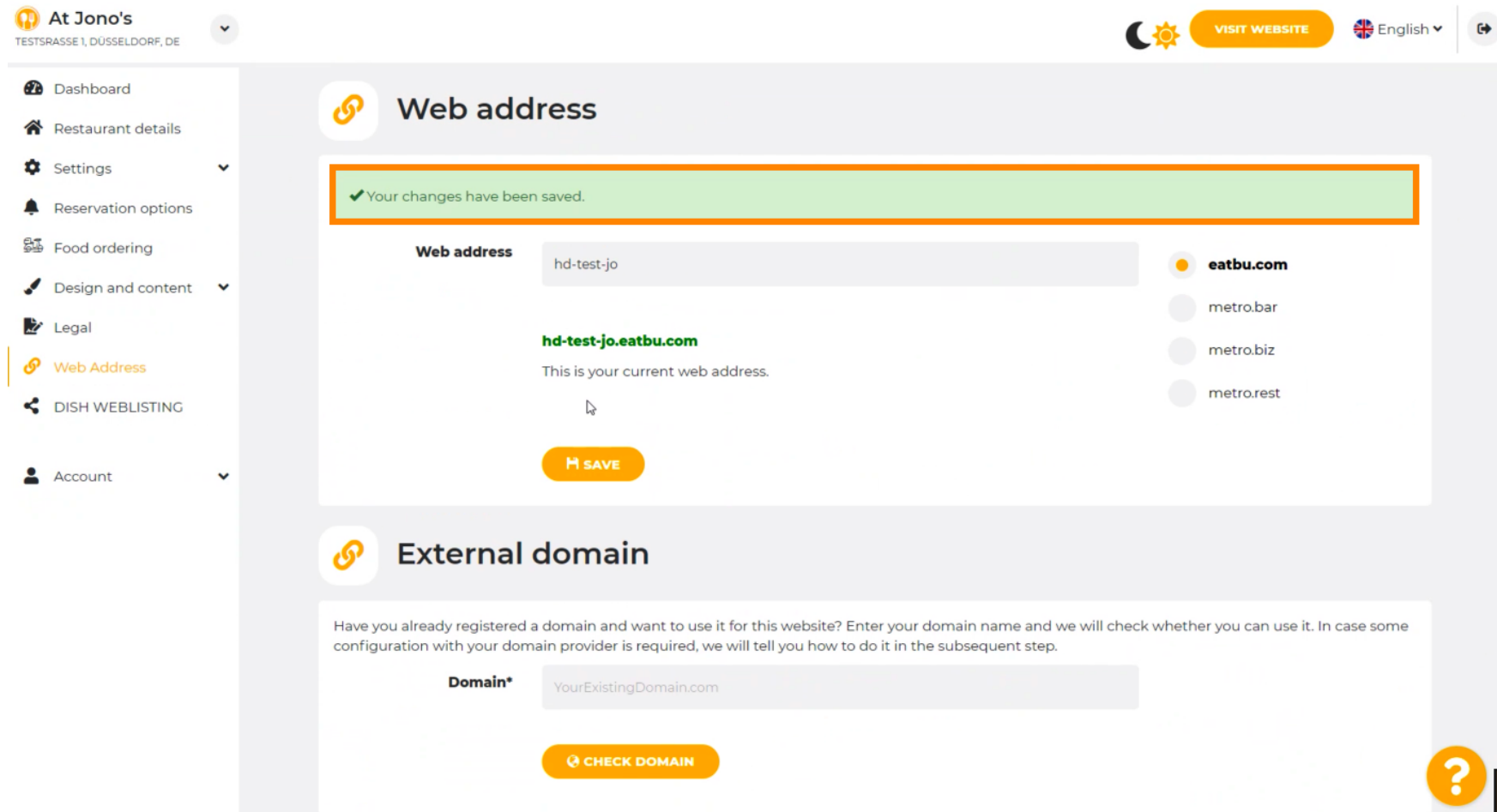
Натисніть **ЗБЕРЕГТИ**.



The screenshot shows the 'At Jono's' management interface. The top navigation bar includes the restaurant name, address, a 'VISIT WEBSITE' button, and a language selector set to 'English'. A sidebar on the left lists various management options, with 'Web Address' highlighted. The main content area is divided into sections: 'Web address', 'External domain', and 'Domain Status'. In the 'Web address' section, the current address 'hd-test-jo' is entered in a text field, and the 'eatbu.com' domain is selected from a list. A 'SAVE' button is highlighted with an orange box. The 'External domain' section contains a text field for 'Domain*' with the placeholder 'YourExistingDomain.com' and a 'CHECK DOMAIN' button. A question mark icon is visible in the bottom right corner of the interface.

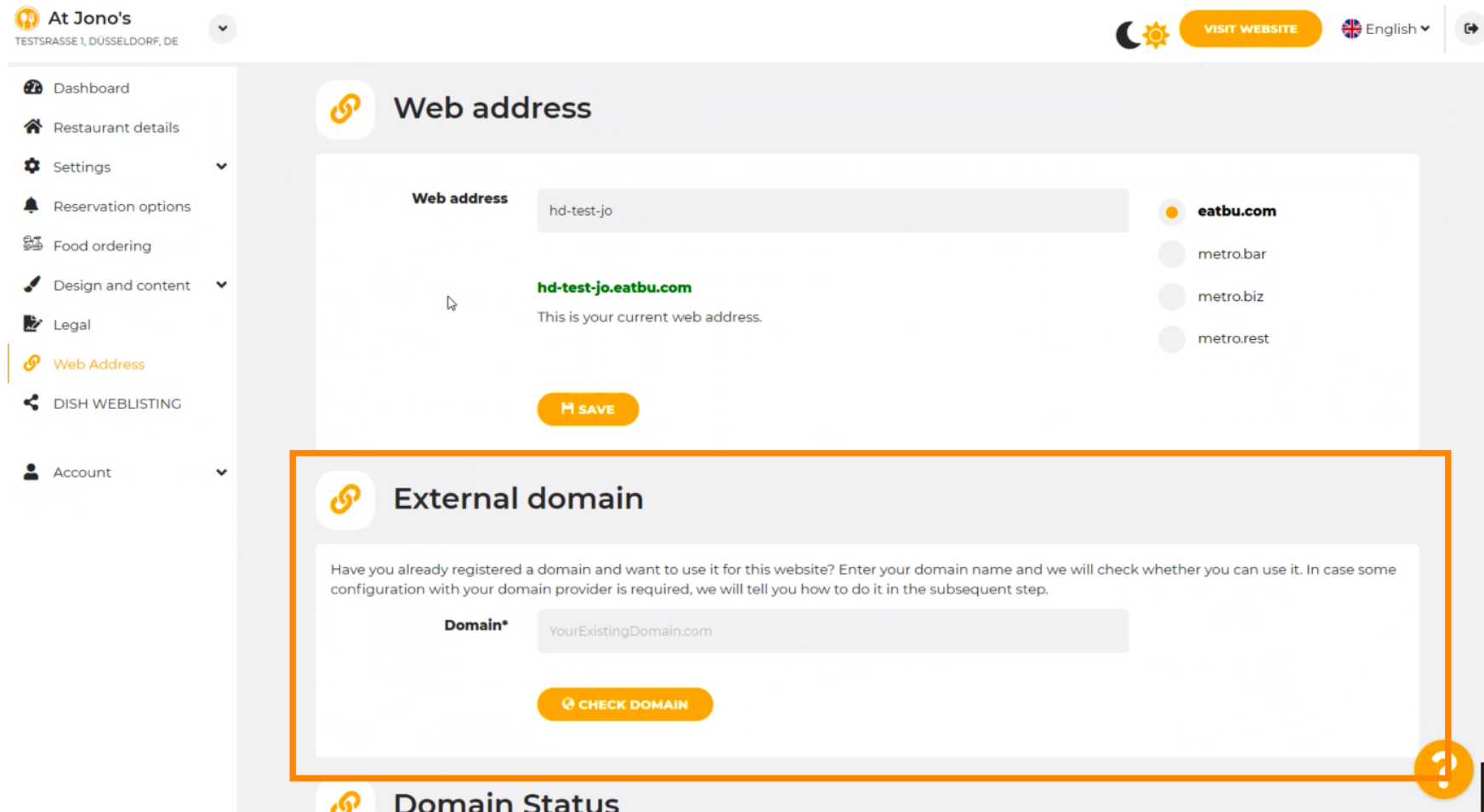


Ваші зміни збережено.



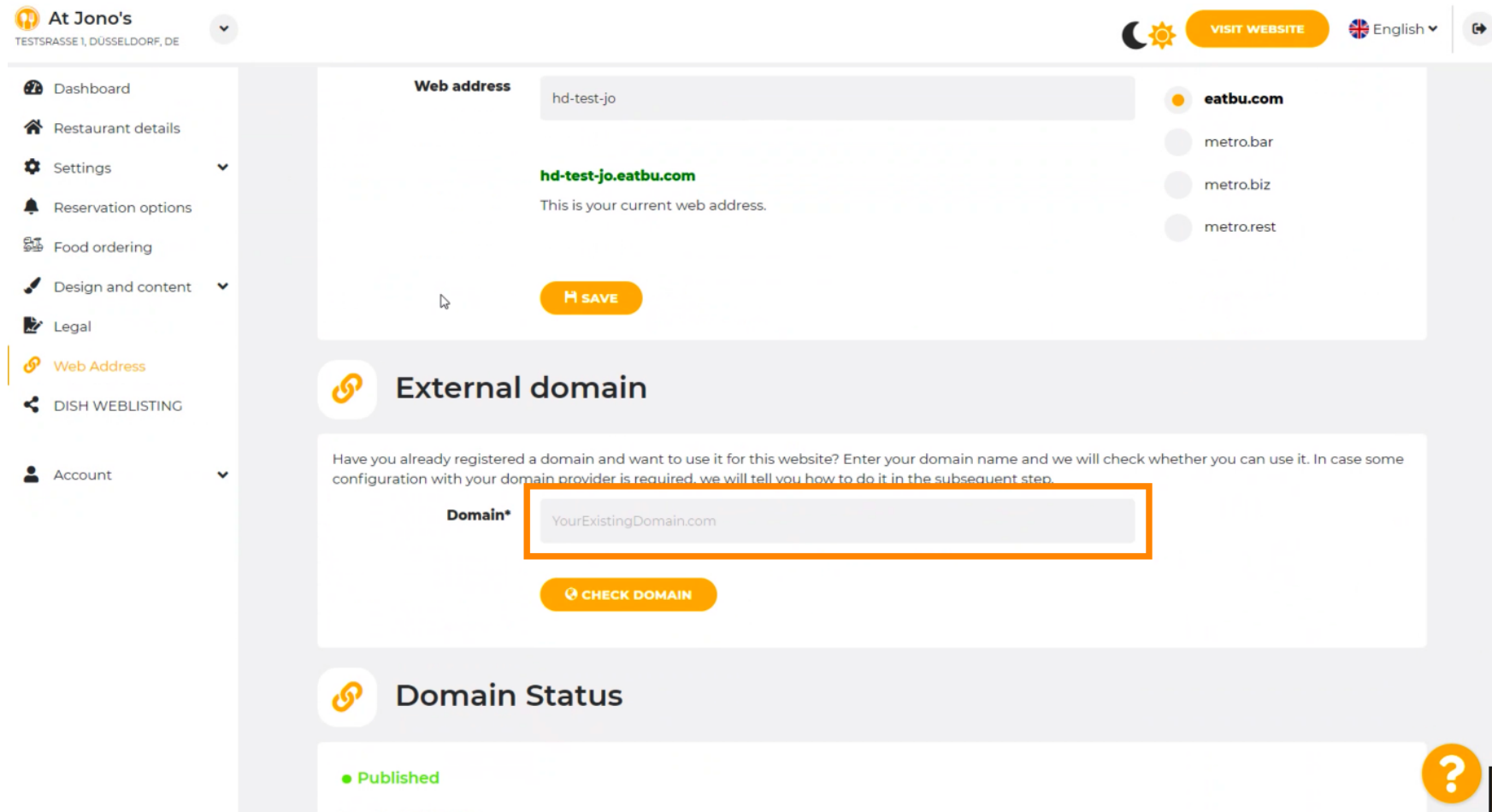
The screenshot displays the 'Web address' configuration page for 'At Jono's' (TESTSRASSE 1, DÜSSELDORF, DE). The interface includes a top navigation bar with a 'VISIT WEBSITE' button and a language selector set to 'English'. A left sidebar lists various management options, with 'Web Address' highlighted. The main content area is divided into two sections: 'Web address' and 'External domain'. The 'Web address' section features a green success message: 'Your changes have been saved.' Below this, the 'Web address' field contains 'hd-test-jo', and the 'Domain' dropdown is set to 'eatbu.com'. The resulting address 'hd-test-jo.eatbu.com' is displayed, along with the text 'This is your current web address.' and a 'SAVE' button. The 'External domain' section prompts the user to enter a domain name for verification, with a 'CHECK DOMAIN' button. A help icon is visible in the bottom right corner of the interface.

 Додайте спеціальний домен, перейшовши до зовнішнього домену.



The screenshot displays the 'Web address' configuration page in the DISH management system. The page is titled 'Web address' and features a sidebar on the left with navigation options: Dashboard, Restaurant details, Settings, Reservation options, Food ordering, Design and content, Legal, Web Address (highlighted), DISH WEBLISTING, and Account. The main content area is divided into two sections. The top section, 'Web address', shows a text input field containing 'hd-test-jo' and a dropdown menu with domain options: eatbu.com (selected), metro.bar, metro.biz, and metro.rest. Below the input field, the current web address 'hd-test-jo.eatbu.com' is displayed, along with the text 'This is your current web address.' and a 'SAVE' button. The bottom section, 'External domain', is highlighted with an orange border and contains a text input field for 'Domain*' with the placeholder 'YourExistingDomain.com' and a 'CHECK DOMAIN' button. A question mark icon is visible in the bottom right corner of the 'External domain' section.

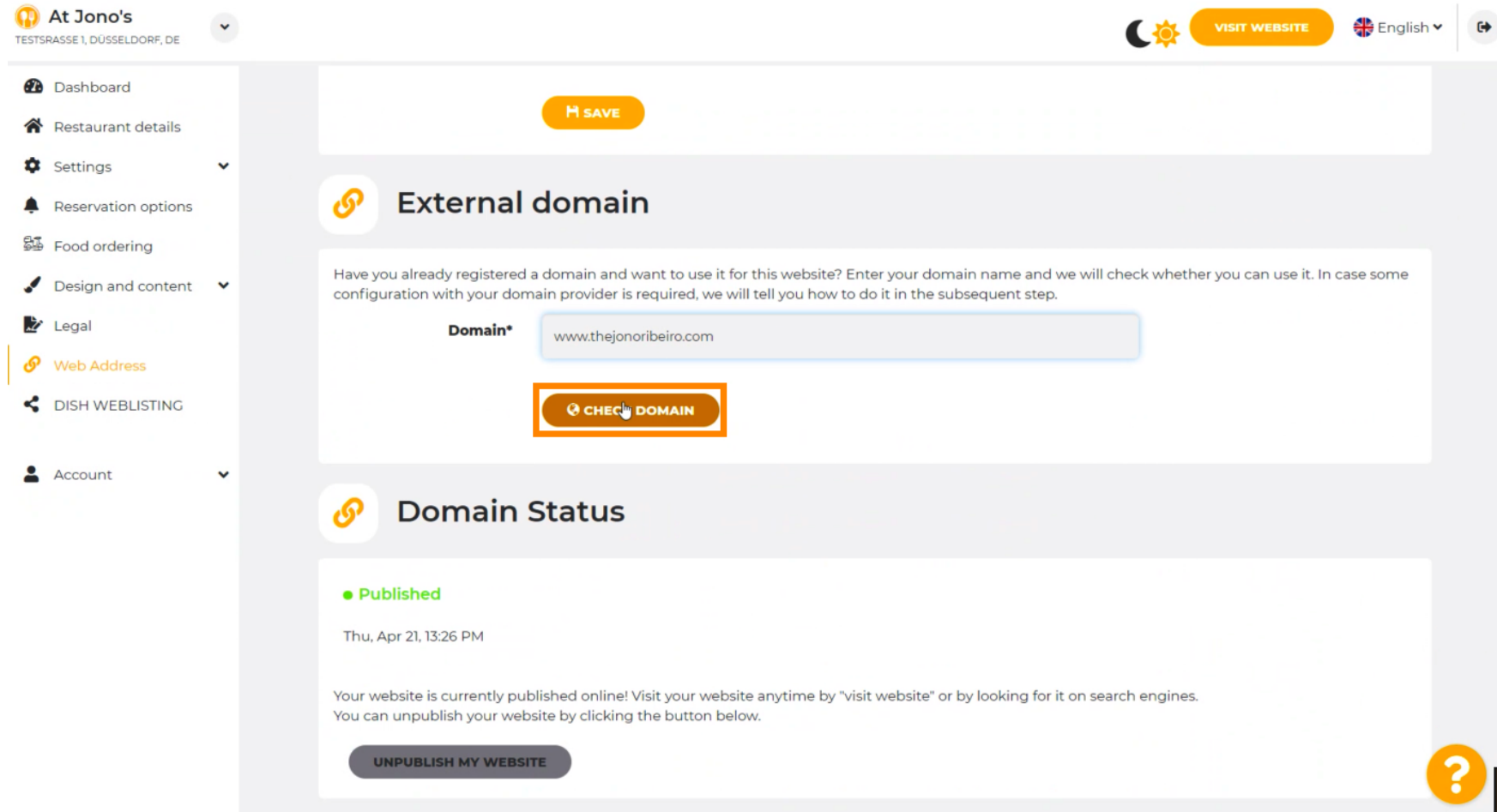
Натисніть на **текстове поле** та додайте свій домен.



The screenshot displays the 'Web Address' configuration page for 'At Jono's'. The interface includes a sidebar with navigation options like 'Dashboard', 'Restaurant details', 'Settings', 'Reservation options', 'Food ordering', 'Design and content', 'Legal', 'Web Address', 'DISH WEBLISTING', and 'Account'. The main content area is divided into sections: 'Web address' with a text input field containing 'hd-test-jo' and a 'SAVE' button; 'External domain' with a text input field containing 'YourExistingDomain.com' and a 'CHECK DOMAIN' button; and 'Domain Status' showing a 'Published' status. A 'VISIT WEBSITE' button and a language selector are visible in the top right corner. A question mark icon is present in the bottom right corner of the interface.



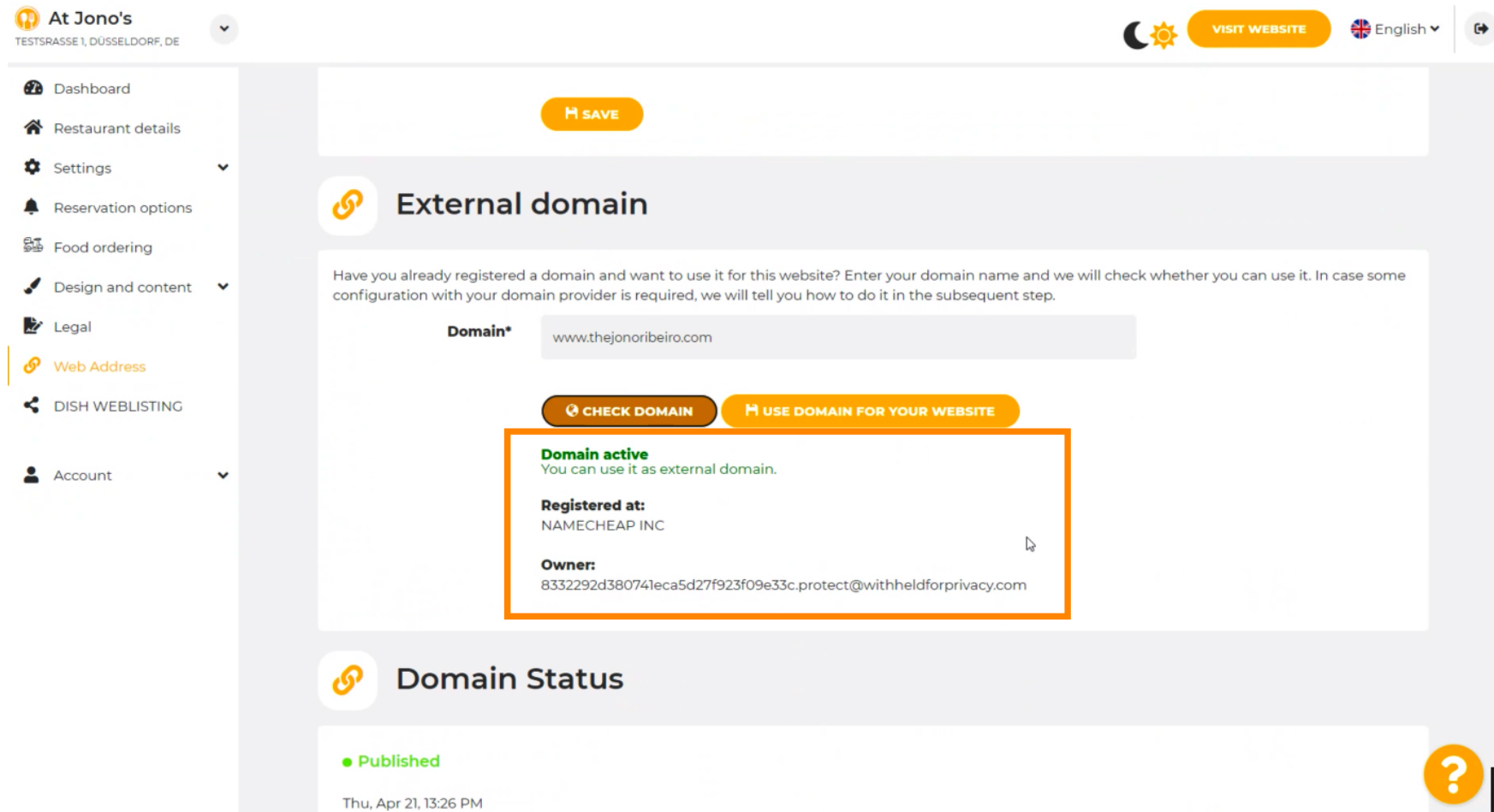
Натисніть **ПЕРЕВІРИТИ ДОМЕН**.



The screenshot shows the 'At Jono's' website management dashboard. The left sidebar contains navigation options: Dashboard, Restaurant details, Settings, Reservation options, Food ordering, Design and content, Legal, Web Address (highlighted), DISH WEBLISTING, and Account. The main content area is titled 'External domain' and includes a 'SAVE' button at the top. Below the title, there is a text box with instructions: 'Have you already registered a domain and want to use it for this website? Enter your domain name and we will check whether you can use it. In case some configuration with your domain provider is required, we will tell you how to do it in the subsequent step.' A text input field contains 'www.thejonoribeiro.com'. Below the input field is a 'CHECK DOMAIN' button, which is highlighted with an orange border. The next section is 'Domain Status', which shows a green dot and the text 'Published' with a timestamp 'Thu, Apr 21, 13:26 PM'. Below this, there is a message: 'Your website is currently published online! Visit your website anytime by "visit website" or by looking for it on search engines. You can unpublish your website by clicking the button below.' and an 'UNPUBLISH MY WEBSITE' button. In the top right corner, there are icons for a moon, a gear, a 'VISIT WEBSITE' button, a language selector set to 'English', and a share icon. A yellow question mark icon is located in the bottom right corner of the interface.



Тут ви можете побачити, чи активний домен, хто є власником і де він зареєстрований.

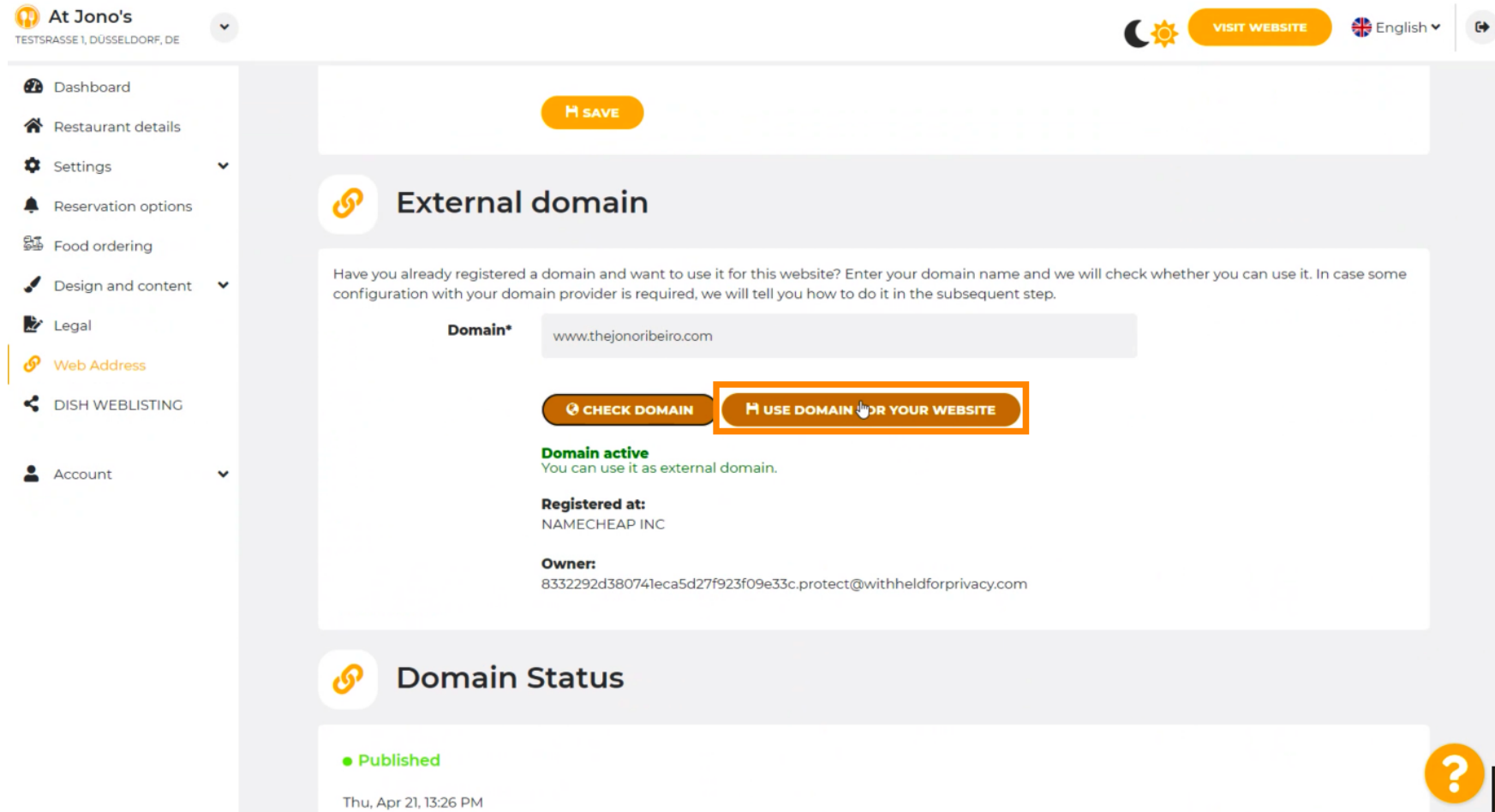


The screenshot shows the 'Web Address' section of the DISH management interface for 'At Jono's'. The domain 'www.thejonoribeiro.com' is entered in the 'Domain*' field. Below the field are two buttons: 'CHECK DOMAIN' and 'USE DOMAIN FOR YOUR WEBSITE'. A green box highlights the domain status information:

- Domain active**
You can use it as external domain.
- Registered at:**
NAMECHEAP INC
- Owner:**
8332292d380741eca5d27f923f09e33c.protect@withheldforprivacy.com

Below this, the 'Domain Status' section shows a green dot and the word 'Published'. The page footer indicates the time as 'Thu, Apr 21, 13:26 PM'.

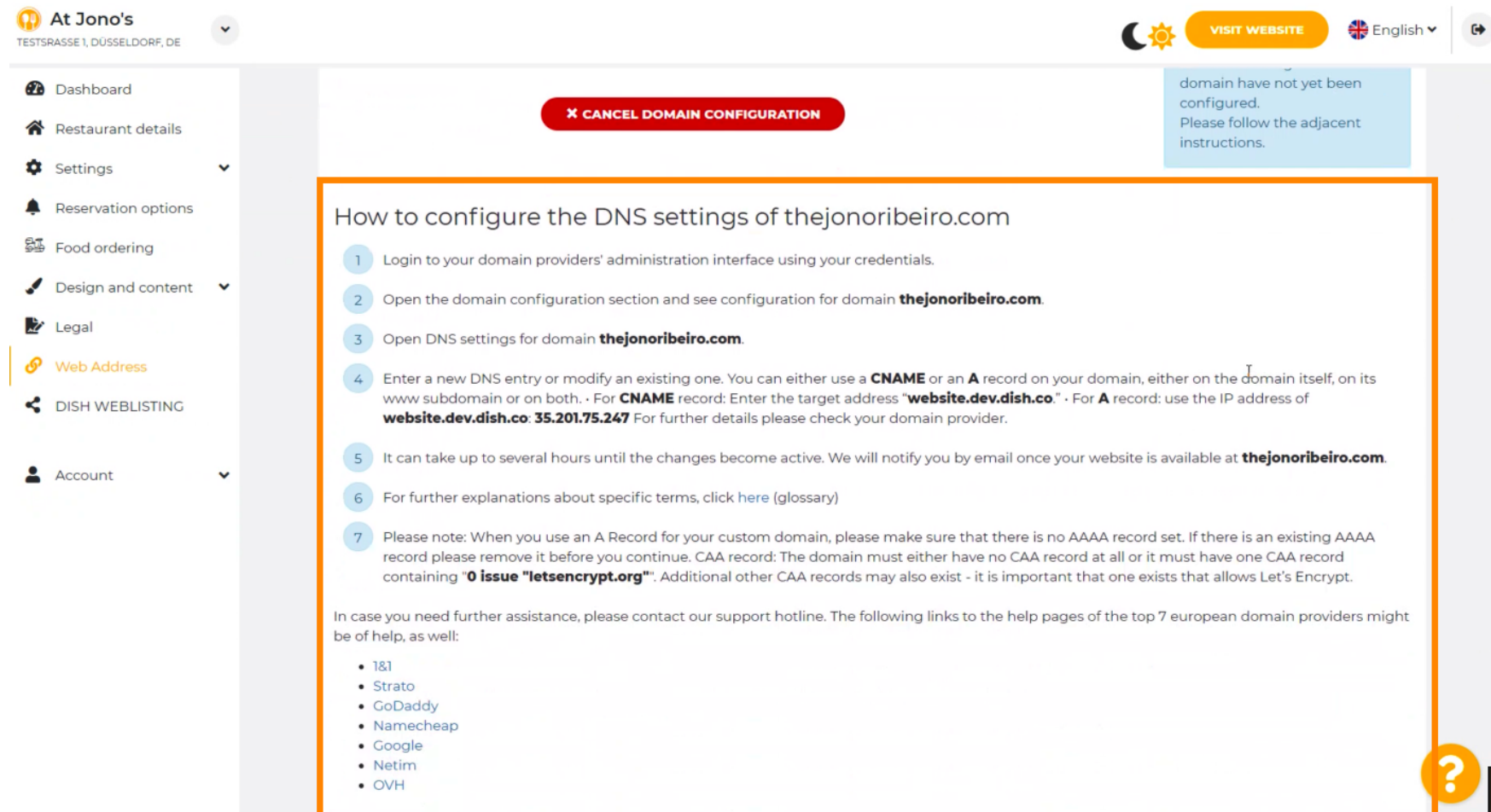
Натисніть **ВИКОРИСТАТИ ДОМЕН ДЛЯ ВАШОГО ВЕБ-САЙТУ**.



The screenshot shows the 'External domain' configuration page in the DISH management system. The page is for 'At Jono's' (TESTSRASSE 1, DÜSSELDORF, DE). The left sidebar contains navigation options: Dashboard, Restaurant details, Settings, Reservation options, Food ordering, Design and content, Legal, Web Address (highlighted), DISH WEBLISTING, and Account. The main content area has a 'SAVE' button at the top. Below it is the 'External domain' section, which includes a text input field for the domain name (www.thejonoribeiro.com) and two buttons: 'CHECK DOMAIN' and 'USE DOMAIN FOR YOUR WEBSITE' (highlighted with an orange box). Below the buttons, the status is 'Domain active' with the message 'You can use it as external domain.' Further down, it shows 'Registered at: NAMECHEAP INC' and 'Owner: 8332292d380741eca5d27f923f09e33c.protect@withheldforprivacy.com'. The bottom section is 'Domain Status', which shows 'Published' and the timestamp 'Thu, Apr 21, 13:26 PM'. A help icon (question mark) is visible in the bottom right corner.



Тут ви бачите наші подальші кроки, які ви повинні виконати на екрані налаштування вашого власного постачальника домену.



The screenshot shows the 'At Jono's' website management interface. The top navigation bar includes the restaurant name, location, a 'VISIT WEBSITE' button, and language settings. A sidebar on the left lists various management options, with 'Web Address' highlighted. The main content area displays a red 'CANCEL DOMAIN CONFIGURATION' button and a blue notification box stating 'domain have not yet been configured. Please follow the adjacent instructions.' Below this is a detailed guide titled 'How to configure the DNS settings of thejonoribeiro.com' with seven numbered steps:

- 1 Login to your domain providers' administration interface using your credentials.
- 2 Open the domain configuration section and see configuration for domain **thejonoribeiro.com**.
- 3 Open DNS settings for domain **thejonoribeiro.com**.
- 4 Enter a new DNS entry or modify an existing one. You can either use a **CNAME** or an **A** record on your domain, either on the domain itself, on its www subdomain or on both. For **CNAME** record: Enter the target address "**website.dev.dish.co**". For **A** record: use the IP address of **website.dev.dish.co: 35.201.75.247** For further details please check your domain provider.
- 5 It can take up to several hours until the changes become active. We will notify you by email once your website is available at **thejonoribeiro.com**.
- 6 For further explanations about specific terms, click [here](#) (glossary)
- 7 Please note: When you use an A Record for your custom domain, please make sure that there is no AAAA record set. If there is an existing AAAA record please remove it before you continue. CAA record: The domain must either have no CAA record at all or it must have one CAA record containing "**0 issue 'letsencrypt.org'**". Additional other CAA records may also exist - it is important that one exists that allows Let's Encrypt.

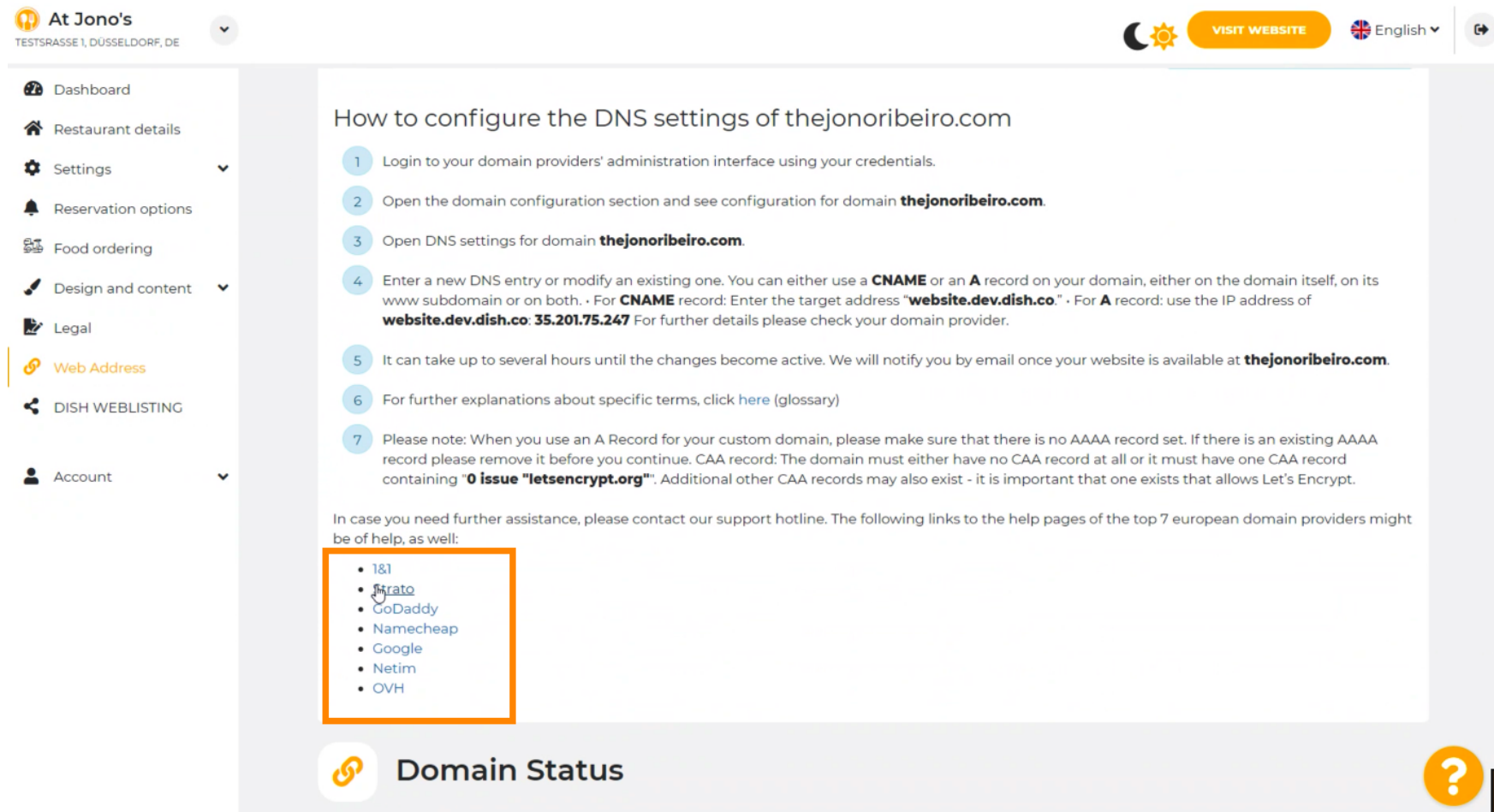
In case you need further assistance, please contact our support hotline. The following links to the help pages of the top 7 european domain providers might be of help, as well:

- 1&1
- Strato
- GoDaddy
- Namecheap
- Google
- Netim
- OVH

A question mark icon is visible in the bottom right corner of the interface.



Тут показано деякі з найпопулярніших постачальників доменів. Щоб отримати додаткову інформацію, натисніть на **постачальника домену**. Примітка. Ви також можете мати іншого постачальника домену.



At Jono's
TESTSRASSE 1, DÜSSELDORF, DE

VISIT WEBSITE English

- Dashboard
- Restaurant details
- Settings
- Reservation options
- Food ordering
- Design and content
- Legal
- Web Address**
- DISH WEBLISTING
- Account

How to configure the DNS settings of thejonoribeiro.com

- 1 Login to your domain providers' administration interface using your credentials.
- 2 Open the domain configuration section and see configuration for domain **thejonoribeiro.com**.
- 3 Open DNS settings for domain **thejonoribeiro.com**.
- 4 Enter a new DNS entry or modify an existing one. You can either use a **CNAME** or an **A** record on your domain, either on the domain itself, on its www subdomain or on both.
 - For **CNAME** record: Enter the target address "**website.dev.dish.co**".
 - For **A** record: use the IP address of **website.dev.dish.co: 35.201.75.247** For further details please check your domain provider.
- 5 It can take up to several hours until the changes become active. We will notify you by email once your website is available at **thejonoribeiro.com**.
- 6 For further explanations about specific terms, click [here](#) (glossary)
- 7 Please note: When you use an A Record for your custom domain, please make sure that there is no AAAA record set. If there is an existing AAAA record please remove it before you continue. CAA record: The domain must either have no CAA record at all or it must have one CAA record containing "**0 issue "letsencrypt.org"**". Additional other CAA records may also exist - it is important that one exists that allows Let's Encrypt.


In case you need further assistance, please contact our support hotline. The following links to the help pages of the top 7 european domain providers might be of help, as well:

- 1&1
- [Arato](#)
- GoDaddy
- Namecheap
- Google
- Netim
- OVH

Domain Status





Це воно. Ви готові.



At Jono's

TESTSRASSE 1, DÜSSELDORF, DE

VISIT WEBSITE

English


- Dashboard
- Restaurant details
- Settings
- Reservation options
- Food ordering
- Design and content
- Legal
- Web Address
- DISH WEBLISTING
- Account

How to configure the DNS settings of thejonoribeiro.com

- 1 Login to your domain providers' administration interface using your credentials.
- 2 Open the domain configuration section and see configuration for domain **thejonoribeiro.com**.
- 3 Open DNS settings for domain **thejonoribeiro.com**.
- 4 Enter a new DNS entry or modify an existing one. You can either use a **CNAME** or an **A** record on your domain, either on the domain itself, on its www subdomain or on both.
 - For **CNAME** record: Enter the target address "**website.dev.dish.co**".
 - For **A** record: use the IP address of **website.dev.dish.co: 35.201.75.247** For further details please check your domain provider.
- 5 It can take up to several hours until the changes become active. We will notify you by email once your website is available at **thejonoribeiro.com**.
- 6 For further explanations about specific terms, click [here](#) (glossary)
- 7 Please note: When you use an A Record for your custom domain, please make sure that there is no AAAA record set. If there is an existing AAAA record please remove it before you continue. CAA record: The domain must either have no CAA record at all or it must have one CAA record containing "**0 issue "letsencrypt.org"**". Additional other CAA records may also exist - it is important that one exists that allows Let's Encrypt.

In case you need further assistance, please contact our support hotline. The following links to the help pages of the top 7 european domain providers might be of help, as well:

- 1&1
- [Furto](#)
- GoDaddy
- Namecheap
- Google
- Netim
- OVH



Domain Status

?



Scan to go to the interactive player