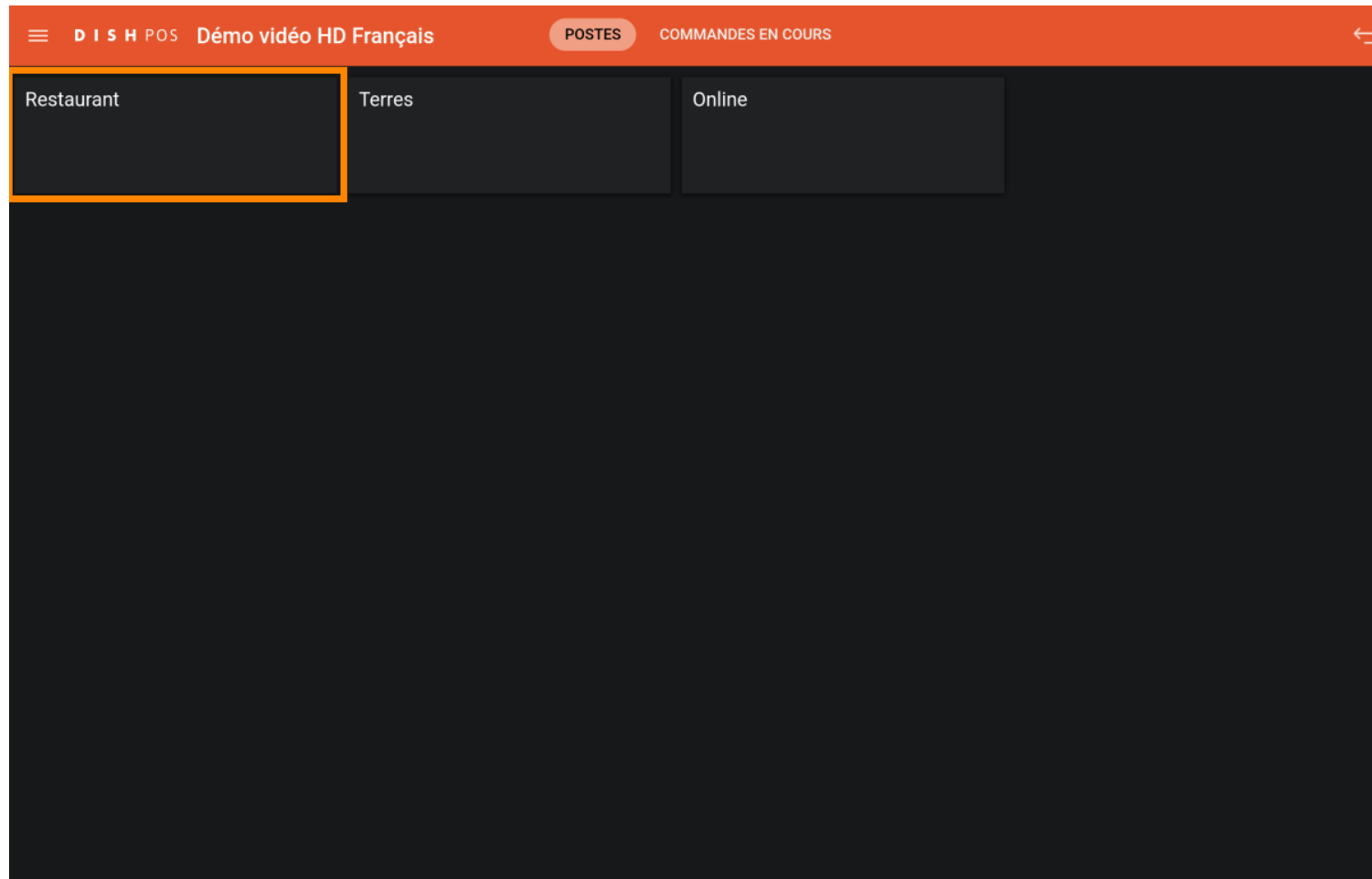


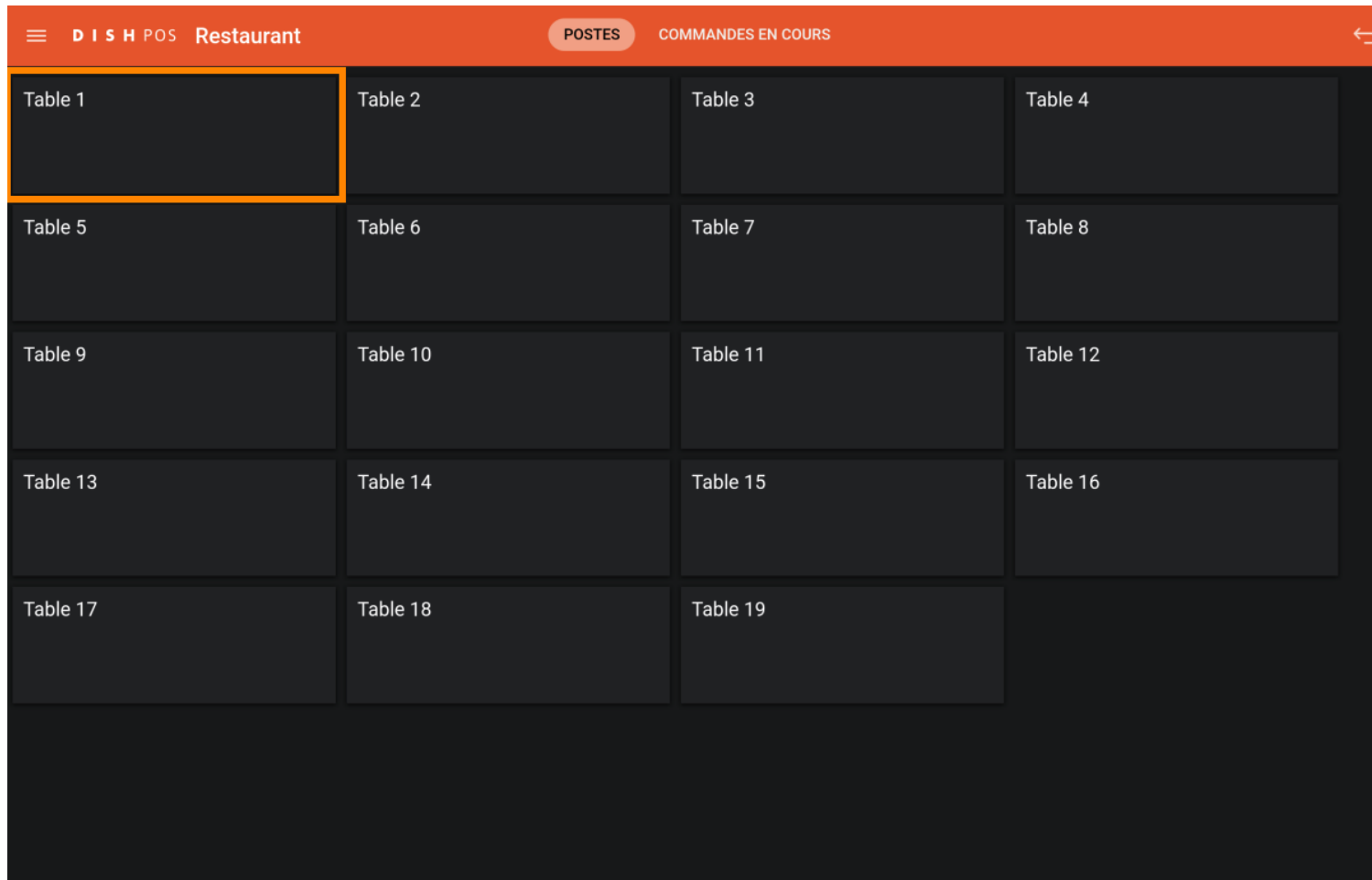


Cliquez sur la **zone** que vous souhaitez ouvrir



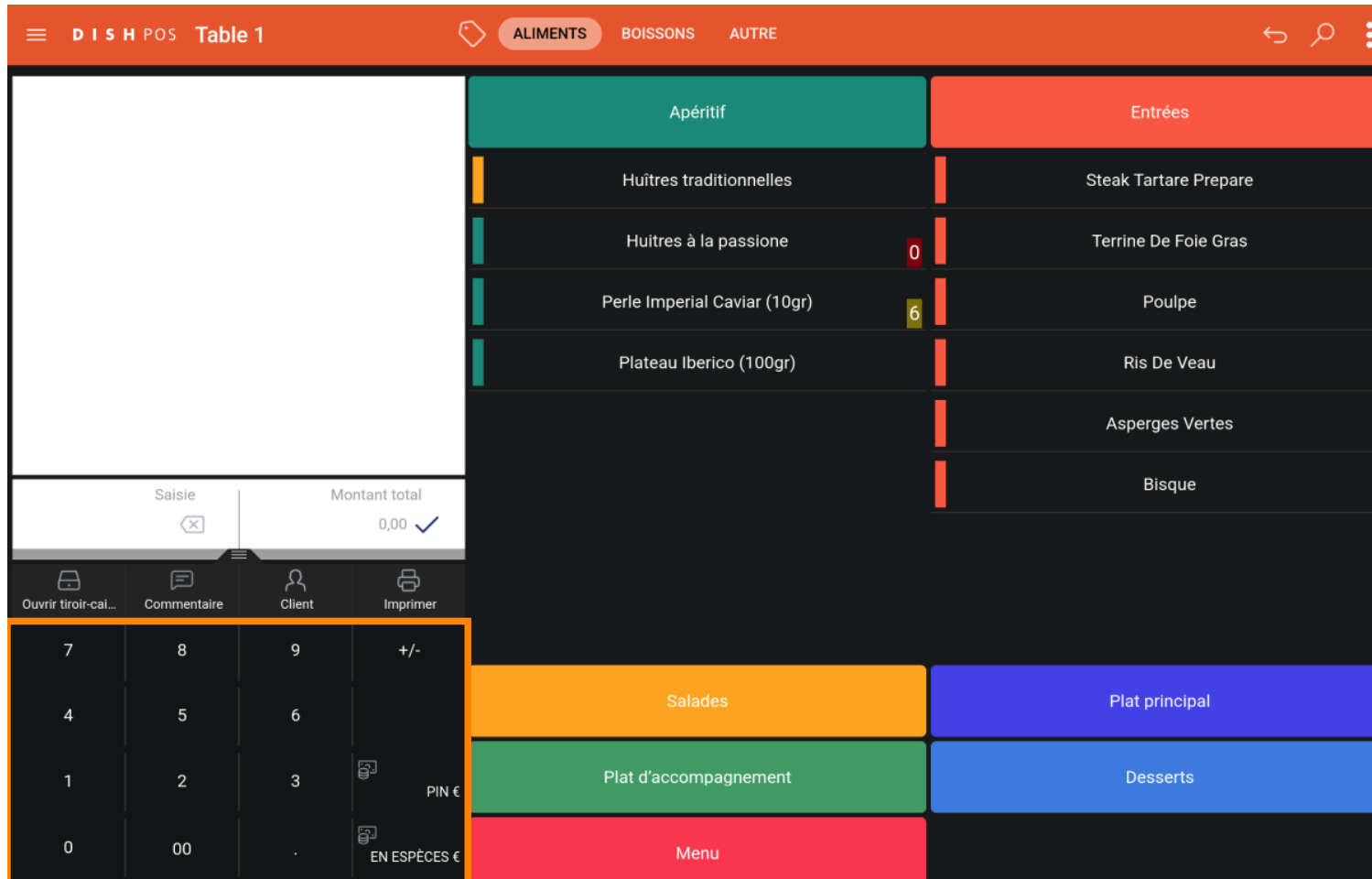


Cliquez sur la **table**



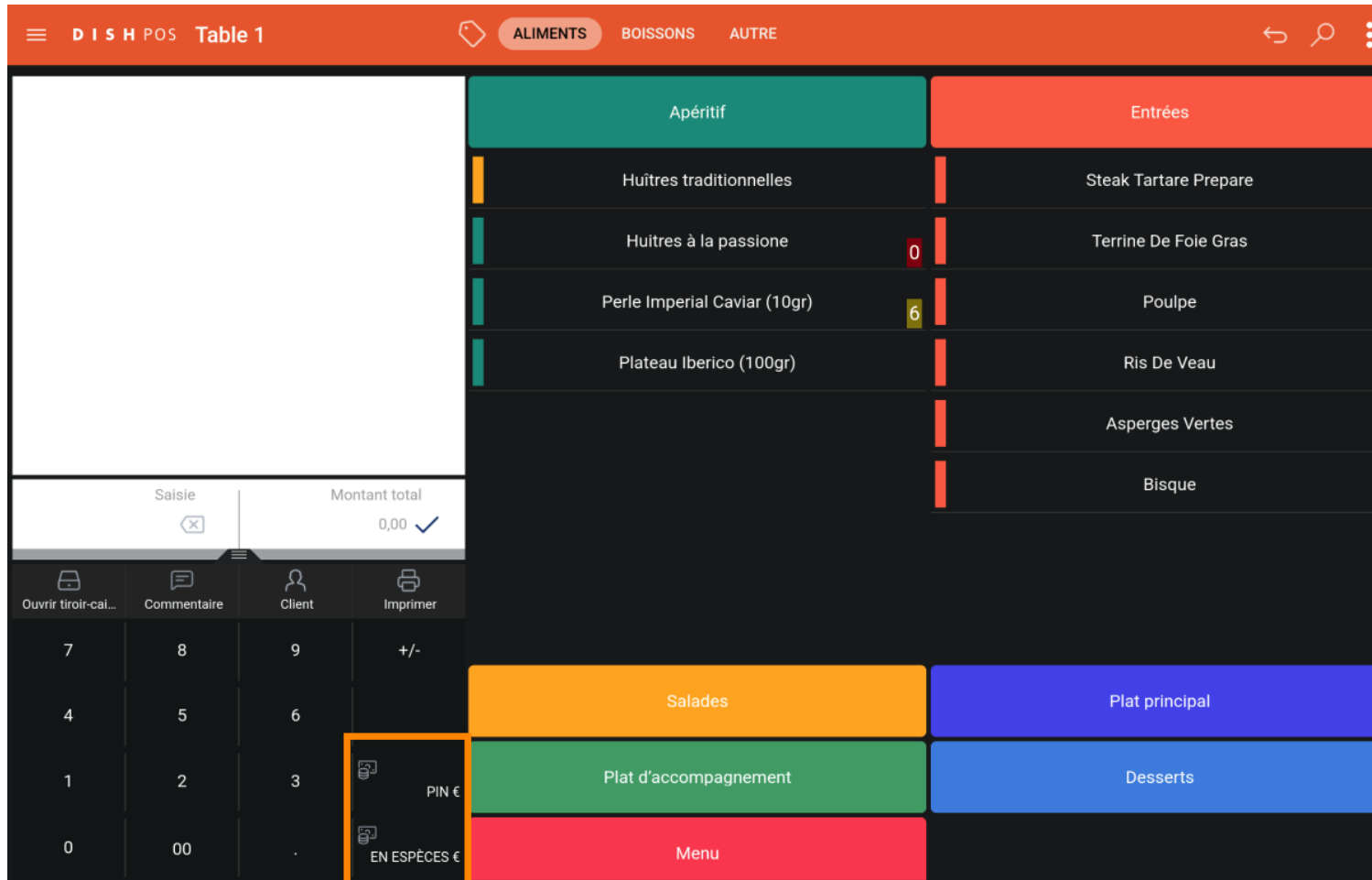


Saisissez le montant que le client souhaite payer. **Note: Dans cet exemple, nous entrons € 50,00**



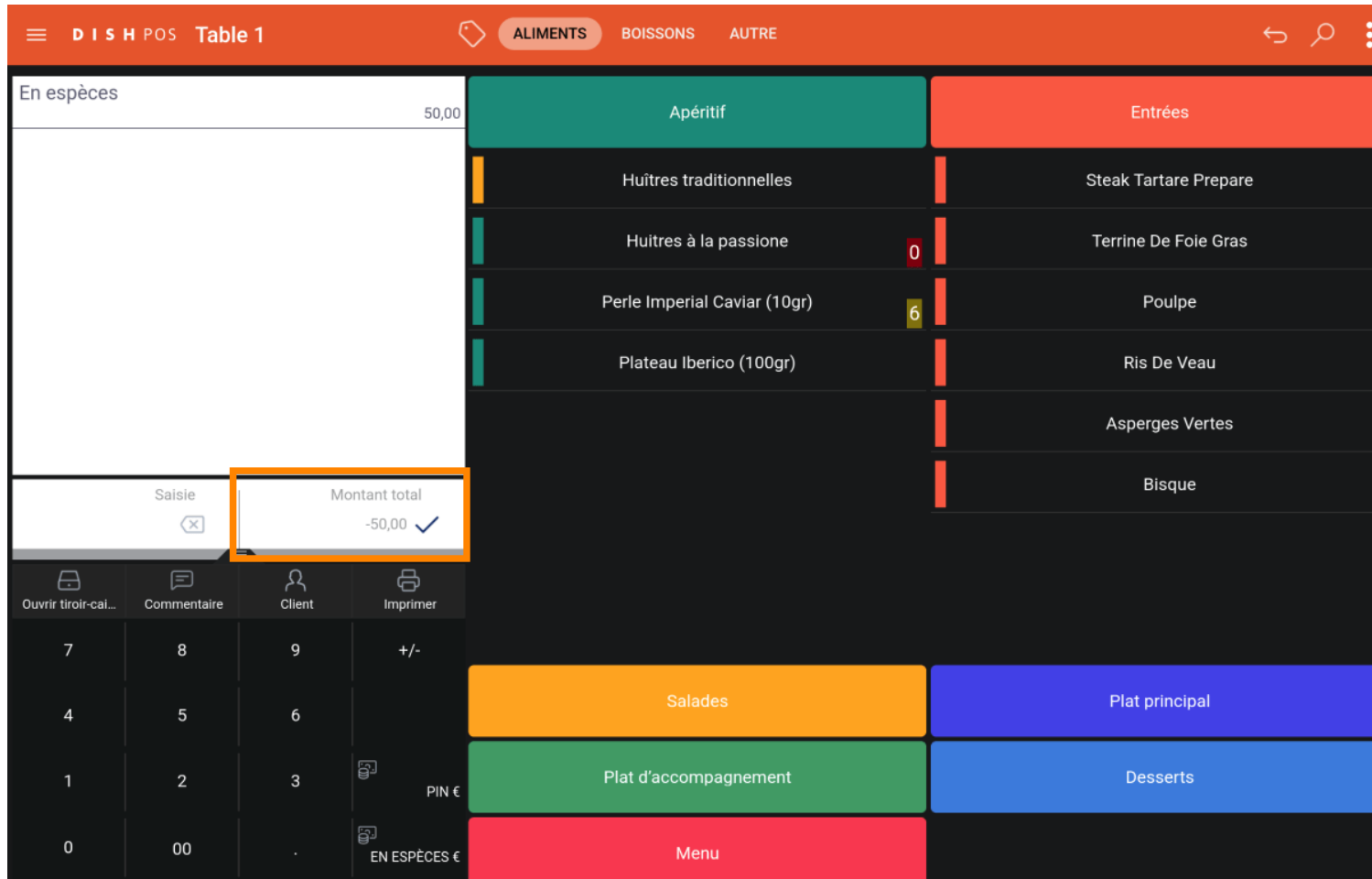
The screenshot shows the D I S H POS interface for 'Table 1'. The top navigation bar includes 'ALIMENTS', 'BOISSONS', and 'AUTRE'. The main menu is divided into sections: 'Apéritif' (green), 'Entrées' (red), 'Salades' (orange), 'Plat principal' (blue), 'Plat d'accompagnement' (green), 'Desserts' (blue), and 'Menu' (red). The 'Apéritif' section is currently selected, showing items like 'Huitres traditionnelles', 'Huitres à la passionne', 'Perle Imperial Caviar (10gr)', and 'Plateau Iberico (100gr)'. The 'Entrées' section shows items like 'Steak Tartare Prepare', 'Terrine De Foie Gras', 'Poulpe', 'Ris De Veau', 'Asperges Vertes', and 'Bisque'. At the bottom, there is a keypad with numbers 0-9, '+/-', and 'EN ESPÈCES €'. The keypad is highlighted with an orange border. The 'Saisie' field shows '0,00' and the 'Montant total' field shows '0,00'.

Appuyez sur le **mode de paiement** avec lequel le client paie.



The screenshot shows the DISH POS interface for 'Table 1'. The top navigation bar includes 'ALIMENTS', 'BOISSONS', and 'AUTRE'. The main menu is divided into several categories: 'Apéritif', 'Entrées', 'Salades', 'Plat d'accompagnement', 'Menu', 'Plat principal', and 'Desserts'. The 'Entrées' category is currently selected, showing items like 'Huitres traditionnelles', 'Huitres à la passionne', 'Perle Imperial Caviar (10gr)', 'Plateau Iberico (100gr)', 'Steak Tartare Prepare', 'Terrine De Foie Gras', 'Poulpe', 'Ris De Veau', 'Asperges Vertes', and 'Bisque'. The bottom navigation bar contains icons for 'Ouvrir tiroir-ca...', 'Commentaire', 'Client', and 'Imprimer'. The bottom right corner features a numeric keypad and two payment mode options: 'PIN €' and 'EN ESPÈCES €', with the latter being highlighted by an orange box.

Cliquez sur "**Montant total**" pour fermer la commande.



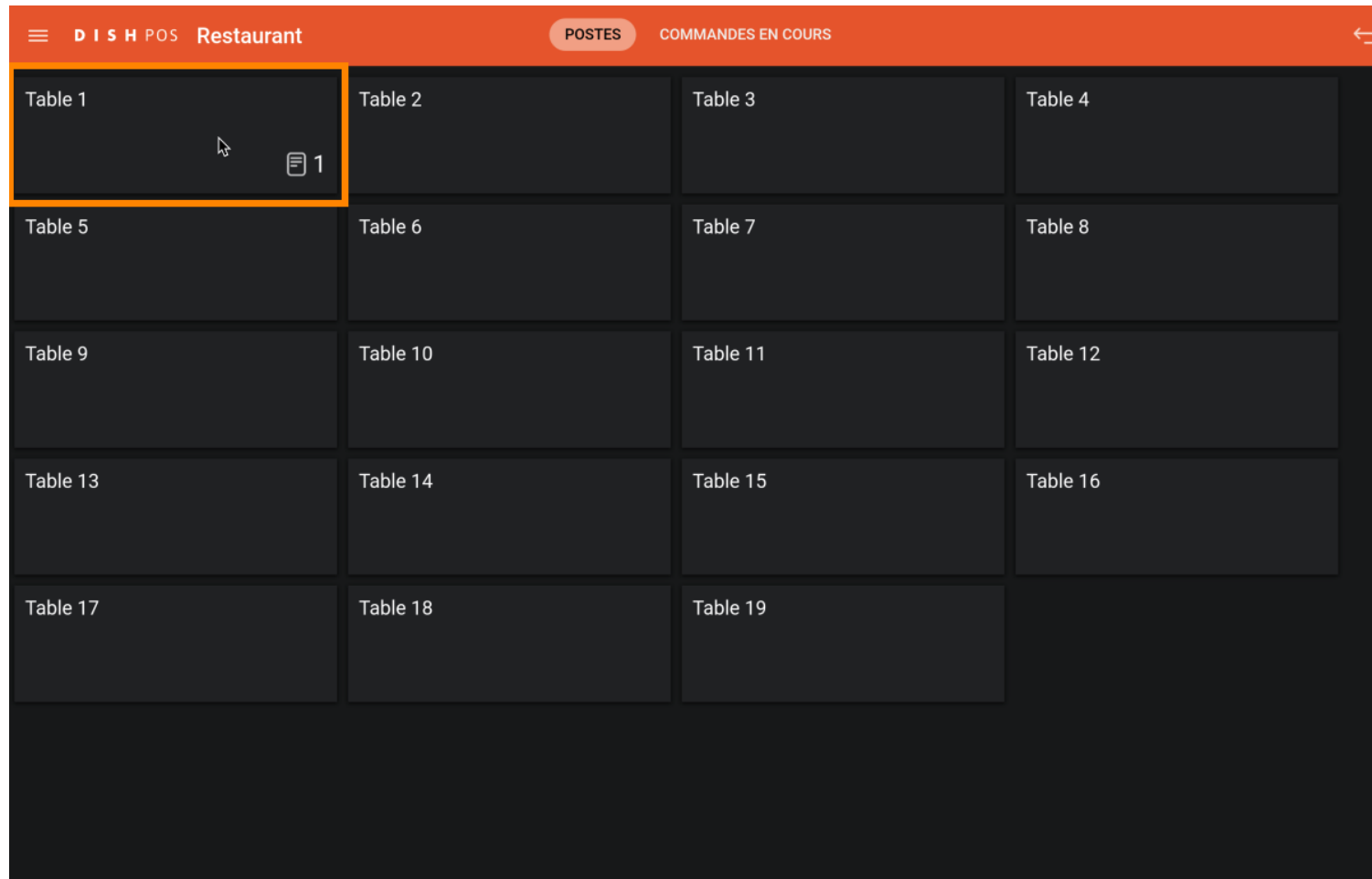
The screenshot shows the D I S H POS interface for 'Table 1'. The top navigation bar includes 'ALIMENTS', 'BOISSONS', and 'AUTRE'. The main screen is divided into several sections:

- Top Left:** A white box labeled 'En espèces' with a value of '50,00'.
- Top Right:** A red box labeled 'Entrées'.
- Middle:** A list of food items under the 'Apéritif' category, including 'Huitres traditionnelles', 'Huitres à la passionne' (quantity 0), 'Perle Imperial Caviar (10gr)' (quantity 6), and 'Plateau Iberico (100gr)'. Below this list is another 'Entrées' section with items like 'Steak Tartare Prepare', 'Terrine De Foie Gras', 'Poulpe', 'Ris De Veau', 'Asperges Vertes', and 'Bisque'.
- Bottom Left:** A numeric keypad with digits 0-9, '+/-', and '00', along with icons for 'Ouvrir tiroir-cal...', 'Commentaire', 'Client', and 'Imprimer'.
- Bottom Right:** A grid of category buttons: 'Salades' (orange), 'Plat principal' (blue), 'Plat d'accompagnement' (green), and 'Desserts' (blue), with a 'Menu' button (red) at the bottom.

A white box at the bottom center, labeled 'Saisie' and 'Montant total', contains the value '-50,00' with a checkmark icon. This box is highlighted with an orange border.

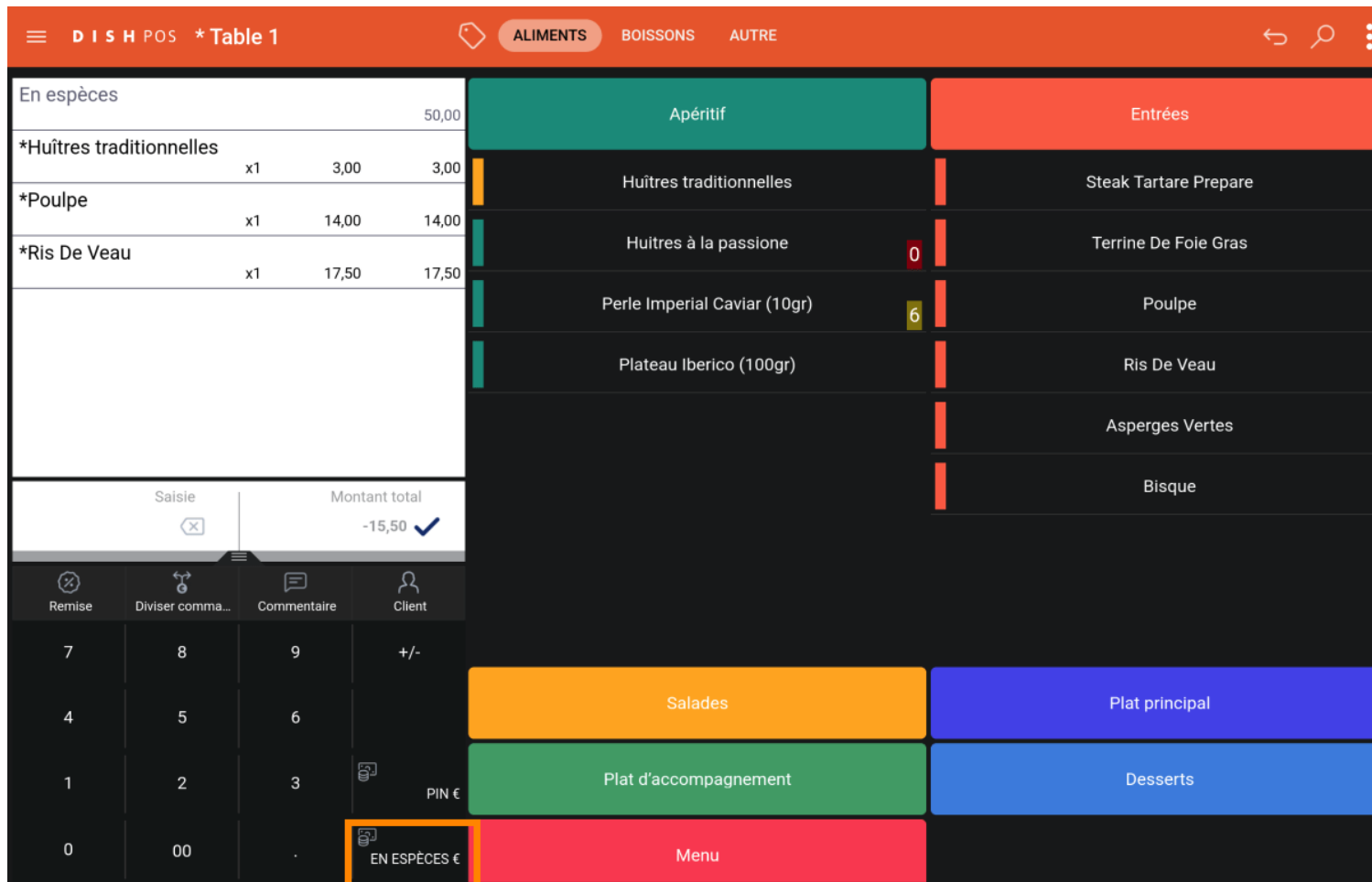


Rouvrir la table.





Le dépôt est affiché, lorsque vous achetez des articles, ils seront déduits du montant. Lorsque vous souhaitez encaisser la commande, appuyez sur le **mode de paiement** souhaité.



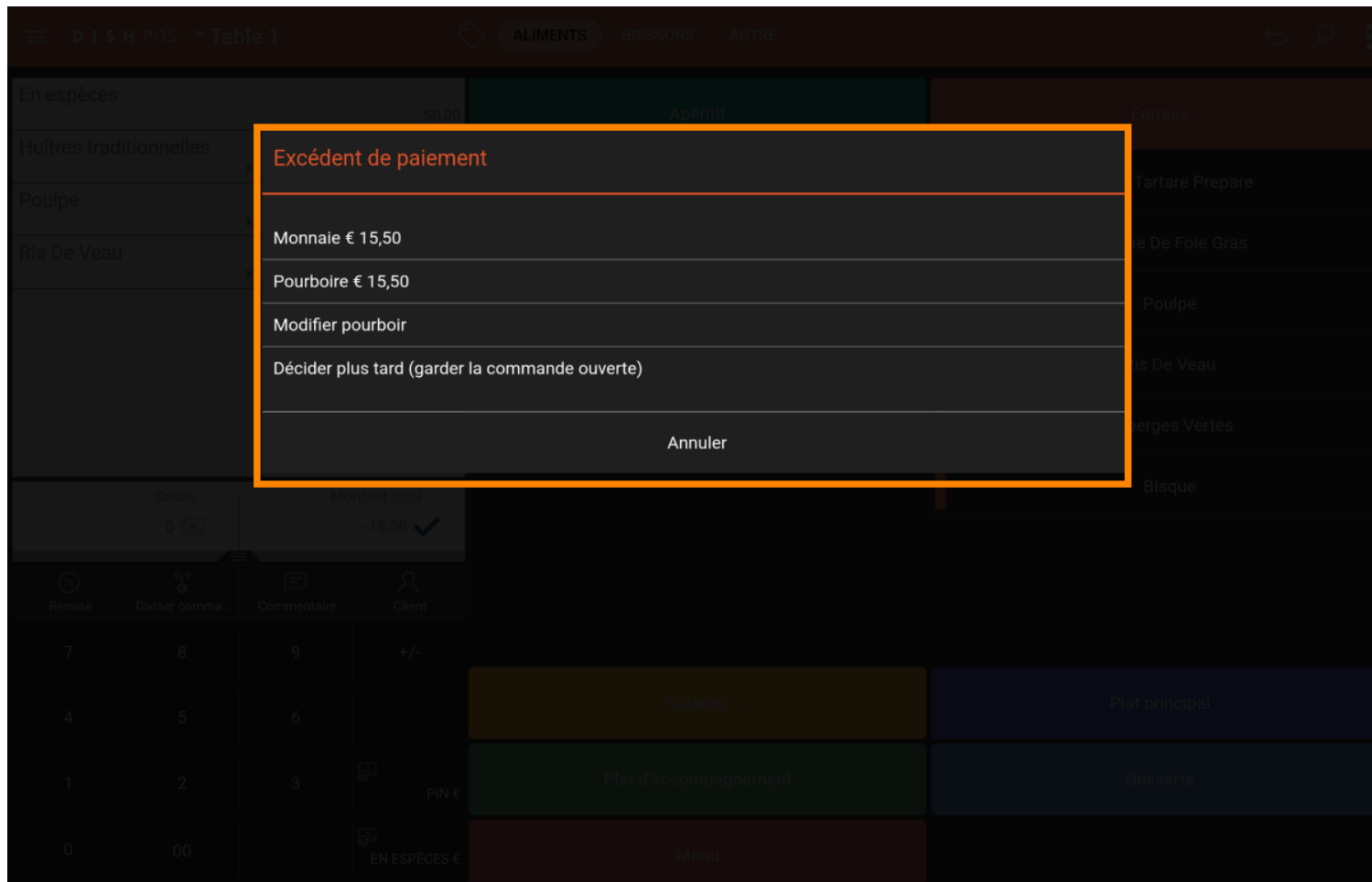
The screenshot shows the DISH POS interface for a table named '*Table 1'. The interface is divided into several sections:

- Top Bar:** Displays 'DISH POS *Table 1' and navigation options for 'ALIMENTS', 'BOISSONS', and 'AUTRE'.
- Order List:** A table listing items and their prices:

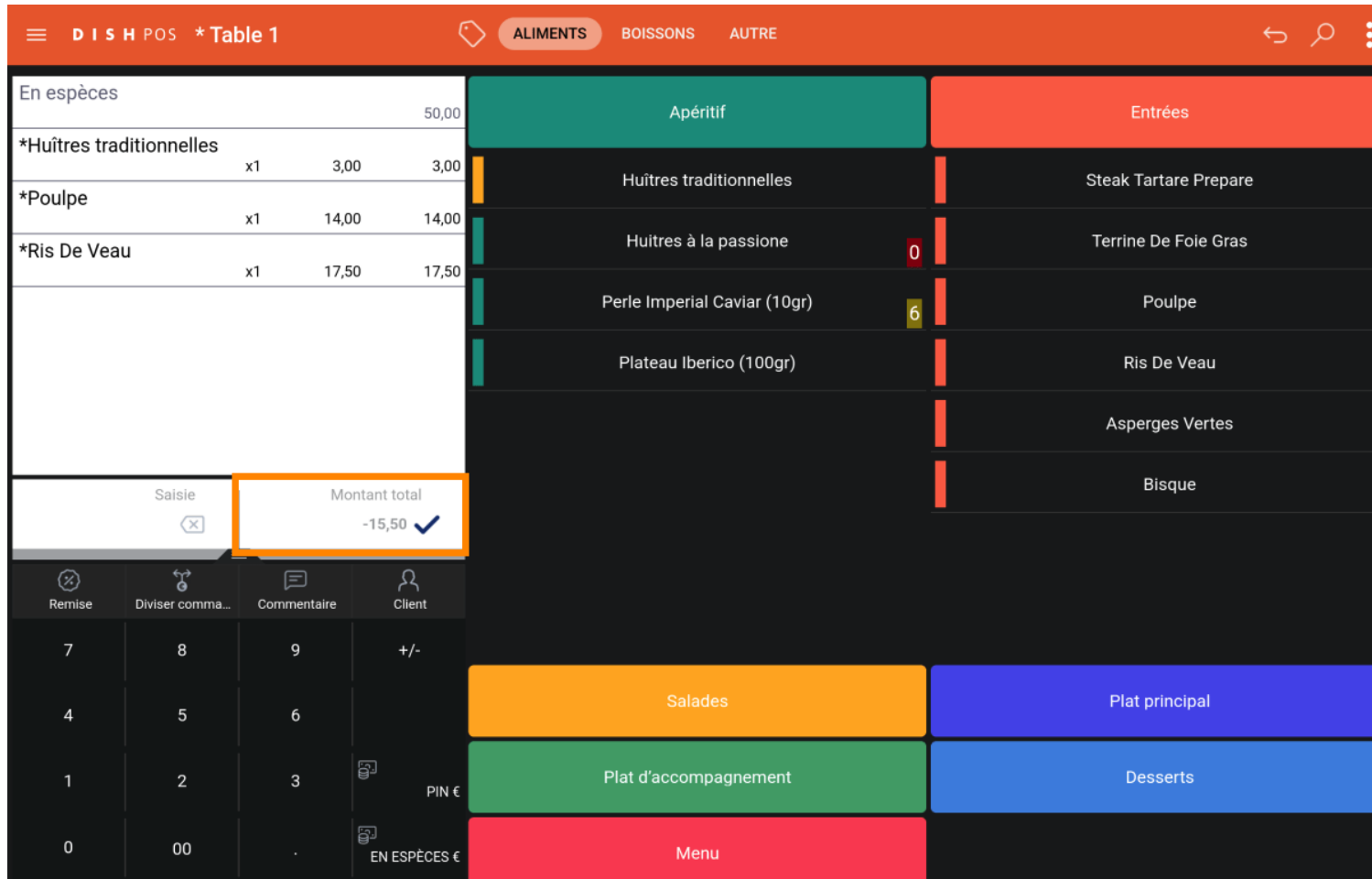
Description	Quantité	Prix Unitaire	Total
En espèces			50,00
*Huîtres traditionnelles	x1	3,00	3,00
*Poulpe	x1	14,00	14,00
*Ris De Veau	x1	17,50	17,50
- Payment Summary:** Shows 'Saisie' (input) and 'Montant total' (total amount) of -15,50 with a checkmark.
- Navigation Grid:** A grid of buttons for various actions: 'Remise', 'Diviser comma...', 'Commentaire', 'Client', and a numeric keypad (0-9, +/-, PIN €).
- Category Selection:** A grid of buttons for selecting payment methods or categories: 'Apéritif', 'Entrées', 'Salades', 'Plat d'accompagnement', 'Menu', 'Plat principal', and 'Desserts'.

The 'EN ESPÈCES €' button in the bottom left of the navigation grid is highlighted with an orange border, indicating the selected payment method.

- 🔑 S'il **reste un excédent**, vous pouvez choisir comment le montant restant sera utilisé. Vous pouvez également quitter la fenêtre pop-up en choisissant de garder la commande ouverte.



Ou cliquez sur le bouton "montant total" pour fermer la commande



The screenshot shows the D I S H POS interface for 'Table 1'. The top navigation bar includes 'ALIMENTS', 'BOISSONS', and 'AUTRE'. The main area is divided into two columns of menu items. The left column lists items under 'En espèces' with their respective prices and quantities. The right column lists items under 'Apéritif' and 'Entrées'. At the bottom, there is a numeric keypad and a 'Montant total' field showing '-15,50' with a checkmark. The bottom navigation bar includes buttons for 'Remise', 'Diviser comma...', 'Commentaire', and 'Client', along with a numeric keypad and a 'Menu' button.

Item	Quantité	Prix Unitaire	Total
En espèces			50,00
*Huîtres traditionnelles	x1	3,00	3,00
*Poulpe	x1	14,00	14,00
*Ris De Veau	x1	17,50	17,50
Montant total			-15,50



Scan to go to the interactive player