



Welcome back to the **DISH POS Onboarding part 3**. Depending on the template provided, you should already find some Article groups, as you will see in the next step. Click on **Next**

DISH POS

UK | DISH Restaurant

1 Turnover categories 2 Courses 3 Tabs **4 Article groups** 5 Articles 6 Option menus

Article groups

Below you define the groups of articles that fall under the tabs of the DISH POS application. You can create an unlimited number of groups. [Click here to see an example of how the article groups are presented in the POS.](#)

[Show more](#)

Name	Tabs	Turnover categories	Printer	VAT	Default course	Menu colour
Hot Drinks	Drinks	Hot Drinks	Bar	Reduced		Dark green

[+ Add row](#)

[← Back to the homepage](#) [Previous](#) **Next**



Click on **Show more** and see how the Article groups look like inside the **DISH POS App**.

DISH POS

Project details

Company data 1

Settings 3

Payment 1

Establishment 2

Articles 6

🇬🇧 | DISH Restaurant ▼

1 — 2 — 3 — **4** — 5 — 6

Turnover categories Courses Tabs **Article groups** Articles Option menus

Article groups

Below you define the groups of articles that fall under the tabs of the DISH POS application. You can create an unlimited number of groups. Click here to see an example of how the article groups are presented in the POS.

Show more

Name	Tabs	Turnover categories	Printer	VAT	Default course	Menu colour
Hot Drinks	Drinks ▼	Hot Drinks ▼	Bar ▼	Reduced ▼	▼	Dark green ▼
Sodas	Drinks ▼	Sodas ▼	Bar ▼	Normal ▼	▼	Yellow ▼
Beers	Drinks ▼	Beers ▼	Bar ▼	Normal ▼	▼	Light green ▼
Hot Drinks	Drinks ▼	Hot Drinks ▼	Bar ▼	Reduced ▼	▼	Red ▼

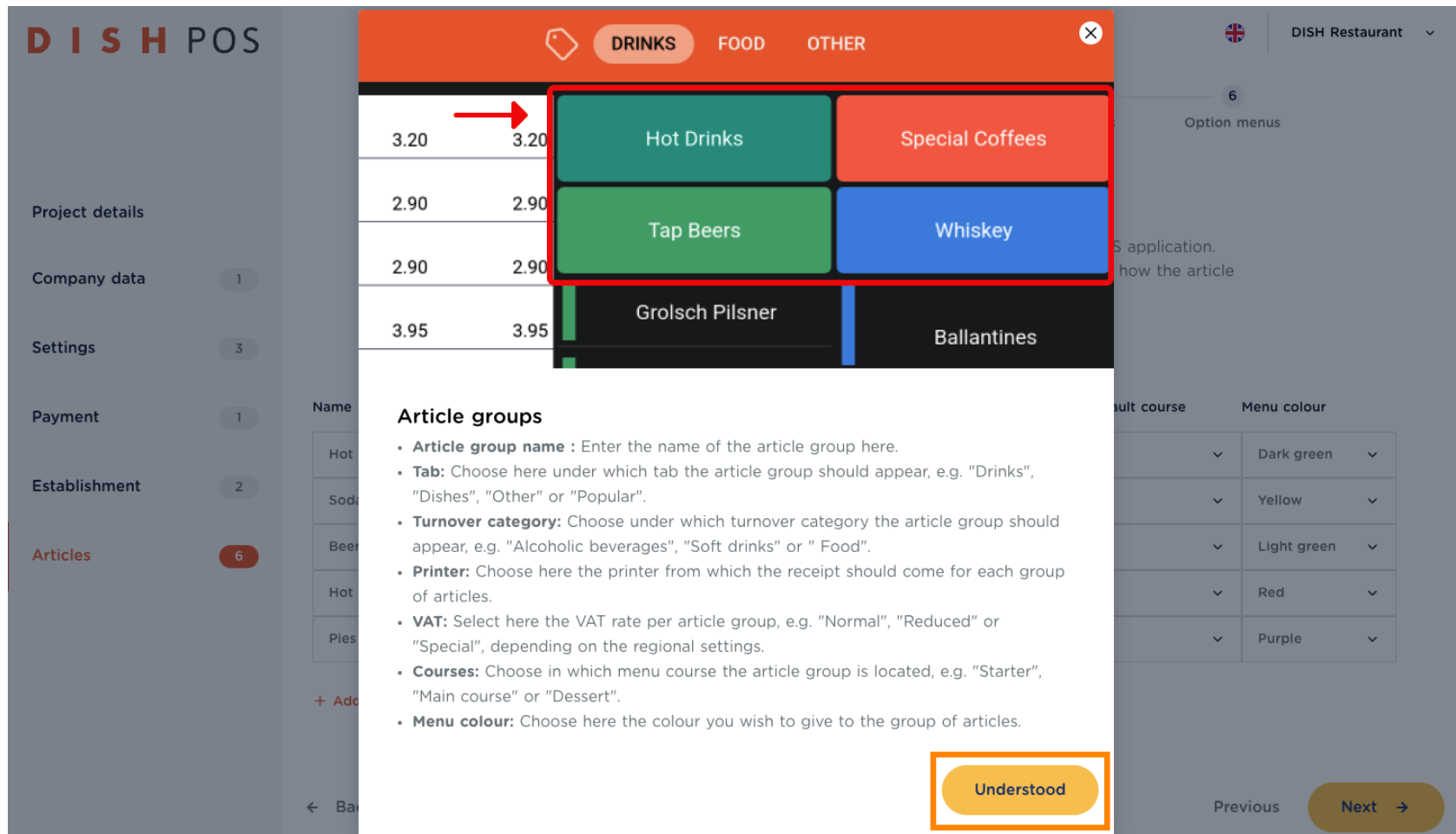
+ Add row

← Back to the homepage

Previous Next →

https://dish-onboarding.sandbox.boqcloud.com

Your **Article groups** are within each **tab**, which you have configured in your previous step. Click on **Understood**, to close this pop-up.



The screenshot shows the DISH POS interface with a pop-up window titled "Article groups". The pop-up contains the following instructions:

- **Article group name** : Enter the name of the article group here.
- **Tab**: Choose here under which tab the article group should appear, e.g. "Drinks", "Dishes", "Other" or "Popular".
- **Turnover category**: Choose under which turnover category the article group should appear, e.g. "Alcoholic beverages", "Soft drinks" or " Food".
- **Printer**: Choose here the printer from which the receipt should come for each group of articles.
- **VAT**: Select here the VAT rate per article group, e.g. "Normal", "Reduced" or "Special", depending on the regional settings.
- **Courses**: Choose in which menu course the article group is located, e.g. "Starter", "Main course" or "Dessert".
- **Menu colour**: Choose here the colour you wish to give to the group of articles.

The "Understood" button at the bottom right of the pop-up is highlighted with an orange box.

To create an Article group, just click on **+ Add row** and fill in the data.

DISH POS

Project details

Company data 1

Settings 3

Payment 1

Establishment 2

Articles 6

🇬🇧 | DISH Restaurant ▼

1 — 2 — 3 — **4** — 5 — 6

Turnover categories Courses Tabs **Article groups** Articles Option menus

Article groups

Below you define the groups of articles that fall under the tabs of the DISH POS application. You can create an unlimited number of groups. Click here to see an example of how the article groups are presented in the POS.

Show more

Name	Tabs	Turnover categories	Printer	VAT	Default course	Menu colour
Hot Drinks	Drinks ▼	Hot Drinks ▼	Bar ▼	Reduced ▼	▼	Dark green ▼
Sodas	Drinks ▼	Sodas ▼	Bar ▼	Normal ▼	▼	Yellow ▼
Beers	Drinks ▼	Beers ▼	Bar ▼	Normal ▼	▼	Light green ▼
Hot Drinks	Drinks ▼	Hot Drinks ▼	Bar ▼	Reduced ▼	▼	Red ▼
Pies & Sweets	Food ▼	Desserts ▼	Kitchen ▼	Reduced ▼	▼	Purple ▼

+ Add row

← Back to the homepage

Previous Next →

Give it a **Name**, choose the **Tab** you want it to be placed in, choose its **Turnover category**, the **Printer** to be assigned, the **VAT** rate, if it is part of a **Default course** and which **Menu colour** you want it to have.

DISH POS

Project details

Company data 1

Settings 3

Payment 1

Establishment 2

Articles 6

🇬🇧 | DISH Restaurant ▾

1 — 2 — 3 — **4** — 5 — 6

Turnover categories Courses Tabs **Article groups** Articles Option menus

Article groups

Below you define the groups of articles that fall under the tabs of the DISH POS application. You can create an unlimited number of groups. Click here to see an example of how the article groups are presented in the POS.

[Show more](#)

Name	Tabs	Turnover categories	Printer	VAT	Default course	Menu colour
Hot Drinks	Drinks ▾	Hot Drinks ▾	Bar ▾	Reduced ▾	▾	Dark green ▾
Sodas	Drinks ▾	Sodas ▾	Bar ▾	Normal ▾	▾	Yellow ▾
Beers	Drinks ▾	Beers ▾	Bar ▾	Normal ▾	▾	Light green ▾
Hot Drinks	Drinks ▾	Hot Drinks ▾	Bar ▾	Reduced ▾	▾	Red ▾
Pies & Sweets	Food ▾	Desserts ▾	Kitchen ▾	Reduced ▾	▾	Purple ▾

[+ Add row](#)

[← Back to the homepage](#)


Previous Next →




Once you have entered all Article groups, click on **Next ->**. **Note: You can come back at any time to add, remove or change something.**

DISH POS

- Project details
- Company data 1
- Settings 3
- Payment 1
- Establishment 2
- Articles 6


DISH Restaurant ▼



Article groups

Below you define the groups of articles that fall under the tabs of the DISH POS application. You can create an unlimited number of groups. Click here to see an example of how the article groups are presented in the POS.

Show more

Name	Tabs	Turnover categories	Printer	VAT	Default course	Menu colour
Hot Drinks	Drinks ▼	Hot Drinks ▼	Bar ▼	Reduced ▼	▼	Dark green ▼
Sodas	Drinks ▼	Sodas ▼	Bar ▼	Normal ▼	▼	Yellow ▼
Beers	Drinks ▼	Beers ▼	Bar ▼	Normal ▼	▼	Light green ▼
Hot Drinks	Drinks ▼	Hot Drinks ▼	Bar ▼	Reduced ▼	▼	Red ▼
Pies & Sweets	Food ▼	Desserts ▼	Kitchen ▼	Reduced ▼	▼	Purple ▼

+ Add row

← Back to the homepage

Previous

Next →



Now it is time to enter all your articles. Here you see some examples already. In case you have a large menu, remember to take breaks. If you are not sure what each tab means, click on **Show more**.

DISH POS

Project details

Company data 1

Settings 3

Payment 1

Establishment 2

Articles 6

🇬🇧 | DISH Restaurant ▾

1 — 2 — 3 — 4 — **5** — 6

Turnover categories Courses Tabs Article groups **Articles** Option menus

Articles

Enter the articles sold in your establishment on this page. The fields you have selected under "Article groups" are filled in automatically. However, you can change all the article fields.

Show more

Name	Article group	Price (€)	Manual price	Option price (€)	Turnover categories	Printer	Course	VAT
Coffee	Hot Drinks ▾	€ 3.00	No ▾	€	Hot Drinks ▾	Bar ▾	▾	Reduced ▾
Whipped Cream	Hot Drinks ▾	€ 1.00	No ▾	€ 1.00	Hot Drinks ▾	Bar ▾	▾	Reduced ▾
Hot Chocolate	Hot Drinks ▾	€ 3.00	No ▾	€	Hot Drinks ▾	Bar ▾	▾	Reduced ▾

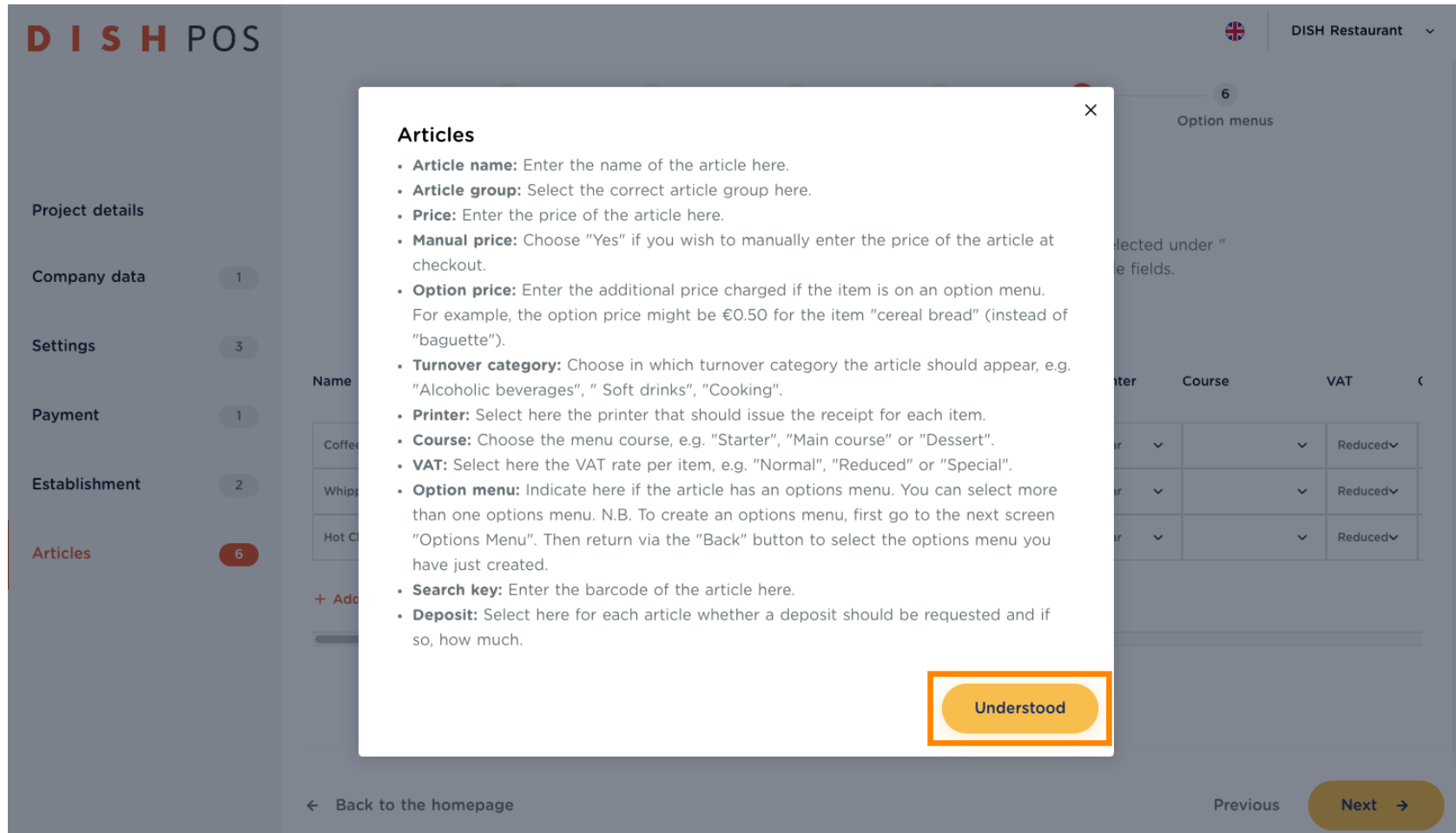
+ Add row

« < **1** > »

← Back to the homepage

Previous Next →

In the pop-up you will find a description to all the tabs. Click **Understood** when finished going through.



DISH POS | DISH Restaurant

6
Option menus

Project details

Company data 1

Settings 3

Payment 1

Establishment 2

Articles 6

+ Add

Name

Coffee

Whip

Hot C

Selected under "

e fields.

ter Course VAT

Reduced

Reduced

Reduced

← Back to the homepage

Previous **Next** →

Articles ×

- **Article name:** Enter the name of the article here.
- **Article group:** Select the correct article group here.
- **Price:** Enter the price of the article here.
- **Manual price:** Choose "Yes" if you wish to manually enter the price of the article at checkout.
- **Option price:** Enter the additional price charged if the item is on an option menu. For example, the option price might be €0.50 for the item "cereal bread" (instead of "baguette").
- **Turnover category:** Choose in which turnover category the article should appear, e.g. "Alcoholic beverages", " Soft drinks", "Cooking".
- **Printer:** Select here the printer that should issue the receipt for each item.
- **Course:** Choose the menu course, e.g. "Starter", "Main course" or "Dessert".
- **VAT:** Select here the VAT rate per item, e.g. "Normal", "Reduced" or "Special".
- **Option menu:** Indicate here if the article has an options menu. You can select more than one options menu. N.B. To create an options menu, first go to the next screen "Options Menu". Then return via the "Back" button to select the options menu you have just created.
- **Search key:** Enter the barcode of the article here.
- **Deposit:** Select here for each article whether a deposit should be requested and if so, how much.

Understood



To enter the first article, click on **+ Add row**. Note: It is advisable to start the same way as your menu is built up. Usually it is either Soups or Salads, or it starts with beverages.

DISH POS

Project details

Company data 1

Settings 3

Payment 1

Establishment 2

Articles 6

Turnover categories
Courses
Hot
Article groups
Printer
Special menu

🇬🇧 | DISH Restaurant ▼

Articles

Enter the articles sold in your establishment on this page. The fields you have selected under "Article groups" are filled in automatically. However, you can change all the article fields.

Show more

Name	Article group	Price (€)	Manual price	Option price (€)	Turnover categories	Printer	Course	VAT
Coffee	Hot Drinks ▼	€ 3.00	No ▼	€	Hot Drinks ▼	Bar ▼		Reduced▼
Whipped Cream	Hot Drinks ▼	€ 1.00	No ▼	€ 1.00	Hot Drinks ▼	Bar ▼		Reduced▼
Hot Chocolate	Hot Drinks ▼	€ 3.00	No ▼	€	Hot Drinks ▼	Bar ▼		Reduced▼

+ Add row

<< < 1 > >>

← Back to the homepage
Previous
Next →



Type in the **Name** of the Article. **Note: Some fields may be pre-filled, but you can change everything step by step.**

DISH POS

Project details

Company data 1

Settings 3

Payment 1

Establishment 2

Articles 6

DISH Restaurant ▼

Turnover categories
Courses
Hot
Article groups
Printer
Special menu

Articles

Enter the articles sold in your establishment on this page. The fields you have selected under "Article groups" are filled in automatically. However, you can change all the article fields.

Show more

Name	Article group	Price (€)	Manual price	Option price (€)	Turnover categories	Printer	Course	VAT
Coffee	Hot Drinks ▼	€ 3.00	No ▼	€	Hot Drinks ▼	Bar ▼		Reduced▼
Whipped Cream	Hot Drinks ▼	€ 1.00	No ▼	€ 1.00	Hot Drinks ▼	Bar ▼		Reduced▼
Hot Chocolate	Hot Drinks ▼	€ 3.00	No ▼	€	Hot Drinks ▼	Bar ▼		Reduced▼
	Hot Drinks ▼	€	No ▼	€	Hot Drinks ▼	Bar ▼		Reduced▼

+ Add row

<< < 1 > >>

← Back to the homepage

Previous
Next →



Choose the correct **Article group**.

DISH POS

Project details

Company data 1

Settings 3

Payment 1

Establishment 2

Articles 6

🇬🇧 | **DISH Restaurant** ▾

Articles

Enter the articles sold in your establishment on this page. The fields you have selected under "Article groups" are filled in automatically. However, you can change all the article fields.

Show more

Name	Price (€)	Manual price	Option price (€)	Turnover categories	Printer	Course	VAT
Coffee	€ 3.00	No ▾	€	Hot Drinks ▾	Bar ▾		Reduced ▾
Whipped Cream	€ 1.00	No ▾	€ 1.00	Hot Drinks ▾	Bar ▾		Reduced ▾
Hot Chocolate	€ 3.00	No ▾	€	Hot Drinks ▾	Bar ▾		Reduced ▾
Apple Pie	€	No ▾	€	Hot Drinks ▾	Bar ▾		Reduced ▾

+ Add row

« < 1 > »

← Back to the homepage

Previous Next →



Enter the **Price**. Note: This field is obligatory. If there is a article that you give away for free, you have to enter the value of € 0.00.

DISH POS

- Project details
- Company data 1
- Settings 3
- Payment 1
- Establishment 2
- Articles 6

🇬🇧 | DISH Restaurant ▾

Turnover categories
Courses
Hot
Article groups
Printer
Special menu

Articles

Enter the articles sold in your establishment on this page. The fields you have selected under "Article groups" are filled in automatically. However, you can change all the article fields.

Show more

Name	Article group	Price (€)	Manual price	Option price (€)	Turnover categories	Printer	Course	VAT
Coffee	Hot Drinks ▾	€ 3.00	No ▾	€	Hot Drinks ▾	Bar ▾		Reduced ▾
Whipped Cream	Hot Drinks ▾	€ 1.00	No ▾	€ 1.00	Hot Drinks ▾	Bar ▾		Reduced ▾
Hot Chocolate	Hot Drinks ▾	€ 3.00	No ▾	€	Hot Drinks ▾	Bar ▾		Reduced ▾
Apple Pie	Pies & Sweets ▾	€	No ▾	€				Reduced ▾

+ Add row

<< < 1 > >>

← Back to the homepage
Previous Next →



Now choose **Yes/No** for **Manual price**. **Note: If you choose Yes, then you allow entering the price with each order. Use this option for things like a Menu (i.e. Fish of the day), that has a variable price.**

DISH POS

Project details

Company data 1

Settings 3

Payment 1

Establishment 2

Articles 6

DISH Restaurant ▼

Turnover categories
Courses
Hot
Article groups
Printer
Special menu

Articles

Enter the articles sold in your establishment on this page. The fields you have selected under "Article groups" are filled in automatically. However, you can change all the article fields.

Show more

Name	Article group	Price (€)	Manual price	Option price (€)	Turnover categories	Printer	Course	VAT
Coffee	Hot Drinks ▼	€ 3.00	No ▼	€	Hot Drinks ▼	Bar ▼		Reduced▼
Whipped Cream	Hot Drinks ▼	€ 1.00	No ▼	€ 1.00	Hot Drinks ▼	Bar ▼		Reduced▼
Hot Chocolate	Hot Drinks ▼	€ 3.00	No ▼	€	Hot Drinks ▼	Bar ▼		Reduced▼
Apple Pie	Pies & Sweets ▼	€ 5.40	No ▼	€				Reduced▼

+ Add row

<< < 1 > >>

← Back to the homepage
Previous Next →



If this is an option article, like the whipped cream above, enter the **Option price**. Otherwise, just skip this step.

DISH POS

Project details

Company data 1

Settings 3

Payment 1

Establishment 2

Articles 6

DISH Restaurant ▼

Turnover categories
Courses
Hot
Article groups
Printer
Special menu

Articles

Enter the articles sold in your establishment on this page. The fields you have selected under "Article groups" are filled in automatically. However, you can change all the article fields.

Show more

Name	Article group	Price (€)	Manual price	Option price (€)	Turnover categories	Printer	Course	VAT
Coffee	Hot Drinks ▼	€ 3.00	No ▼	€	Hot Drinks ▼	Bar ▼		Reduced▼
Whipped Cream	Hot Drinks ▼	€ 1.00	No ▼	€ 1.00	Hot Drinks ▼	Bar ▼		Reduced▼
Hot Chocolate	Hot Drinks ▼	€ 3.00	No ▼	€	Hot Drinks ▼	Bar ▼		Reduced▼
Apple Pie	Pies & Sweets ▼	€ 5.40	No ▼	€	▼	▼		Reduced▼

+ Add row

<< < 1 > >>

← Back to the homepage
Previous Next →

🔑 Set your article to the correct **Turnover category**.

DISH POS

- Project details
- Company data 1
- Settings 3
- Payment 1
- Establishment 2
- Articles 6

🇬🇧 **DISH Restaurant** ▾

Articles

Enter the articles sold in your establishment on this page. The fields you have selected under "Article groups" are filled in automatically. However, you can change all the article fields.

Show more

Name	Article group	Price (€)	Manual price	Option price (€)	Turnover categories	Printer	Course	VAT
Coffee	Hot Drinks ▾	€ 3.00	No ▾	€	Hot Drinks ▾	Bar ▾		Reduced ▾
Whipped Cream	Hot Drinks ▾	€ 1.00	No ▾	€ 1.00	Hot Drinks ▾	Bar ▾		Reduced ▾
Hot Chocolate	Hot Drinks ▾	€ 3.00	No ▾	€	Hot Drinks ▾	Bar ▾		Reduced ▾
Apple Pie	Pies & Sweets ▾	€ 5.40	No ▾	€	Desserts ▾			Reduced ▾

+ Add row

<< < 1 > >>

← Back to the homepage
Previous Next →



Choose the **Printer** for this article.

DISH POS

Project details

Company data 1

Settings 3

Payment 1

Establishment 2

Articles 6

🇬🇧 | DISH Restaurant ▼

Turnover categories
Courses
Tags
Article groups
Articles
Option menus

Articles

Enter the articles sold in your establishment on this page. The fields you have selected under "Article groups" are filled in automatically. However, you can change all the article fields.

Show more

Name	Article group	Price (€)	Manual price	Option price (€)	Turnover categories	Printer	Course	VAT
Coffee	Hot Drinks ▼	€ 3.00	No ▼	€	Hot Drinks ▼	Bar ▼		Reduced ▼
Whipped Cream	Hot Drinks ▼	€ 1.00	No ▼	€ 1.00	Hot Drinks ▼	Bar ▼		Reduced ▼
Hot Chocolate	Hot Drinks ▼	€ 3.00	No ▼	€	Hot Drinks ▼	Bar ▼		Reduced ▼
Apple Pie	Pies & Sweets ▼	€ 5.40	No ▼	€	Desserts ▼	Kitchen ▼		Reduced ▼

+ Add row

<< < 1 > >>

← Back to the homepage
Previous Next →

If applicable, choose the **Course**.

DISH POS

- Project details
- Company data 1
- Settings 3
- Payment 1
- Establishment 2
- Articles 6

DISH Restaurant ▼

Articles

Enter the articles sold in your establishment on this page. The fields you have selected under "Article groups" are filled in automatically. However, you can change all the article fields.

Show more

Name	Article group	Price (€)	Manual price	Option price (€)	Turnover categories	Printer	Course	VAT
Coffee	Hot Drinks ▼	€ 3.00	No ▼	€	Hot Drinks ▼	Bar ▼		Reduced▼
Whipped Cream	Hot Drinks ▼	€ 1.00	No ▼	€ 1.00	Hot Drinks ▼	Bar ▼		Reduced▼
Hot Chocolate	Hot Drinks ▼	€ 3.00	No ▼	€	Hot Drinks ▼	Bar ▼		Reduced▼
Apple Pie	Pies & Sweets ▼	€ 5.40	No ▼	€	Desserts ▼	Kitchen ▼	Desserts ▼	Reduced▼

+ Add row

« < 1 > »

← Back to the homepage

Previous
Next →

Now grab the bar and scroll all the way to the right.

DISH POS

- Project details
- Company data 1
- Settings 3
- Payment 1
- Establishment 2
- Articles 6

Turnover categories Course Price Article groups Printer Option menu

🇬🇧 DISH Restaurant

Articles

Enter the articles sold in your establishment on this page. The fields you have selected under "Article groups" are filled in automatically. However, you can change all the article fields.

Show more

Name	Article group	Price (€)	Manual price	Option price (€)	Turnover categories	Printer	Course	VAT
Coffee	Hot Drinks	€ 3.00	No	€	Hot Drinks	Bar		Reduced
Whipped Cream	Hot Drinks	€ 1.00	No	€ 1.00	Hot Drinks	Bar		Reduced
Hot Chocolate	Hot Drinks	€ 3.00	No	€	Hot Drinks	Bar		Reduced
Apple Pie	Pies & Sweets	€ 5.40	No	€	Desserts	Kitchen	Desserts	Reduced

+ Add row

<< < 1 > >>

← Back to the homepage
Previous Next →



To connect any article with any option, **click** on this article's **Option menu** and in the drop-down you will find all your stored options.

DISH Restaurant

Turnover categories
Courses
Tags
Article groups
Articles
Option menus

Articles

Enter the articles sold in your establishment on this page. The fields you have selected under "Article groups" are filled in automatically. However, you can change all the article fields.

Show more

Article	Option price (€)	Turnover categories	Printer	Course	VAT	Options menu	Search key	Allergens	Deposit
▼	€	Hot Drinks ▼	Bar ▼		Reduced▼	▼			▼
▼	€ 1.00	Hot Drinks ▼	Bar ▼		Reduced▼	▼			▼
▼	€	Hot Drinks ▼	Bar ▼		Reduced▼	▼			▼
▼	€	Desserts ▼	Kitchen ▼	Desserts ▼	Reduced▼	▼			▼

<< < 1 > >>

← Back to the homepage
Previous
Next →



Click and set a hook on the **option** you wish to attach this article. **Note: Multiple selection is possible if more than one options apply to an article.**

DISH POS

Project details

Company data 1

Settings 3

Payment 1

Establishment 2

Articles 6

🇬🇧 | DISH Restaurant ▼

Articles

Enter the articles sold in your establishment on this page. The fields you have selected under "Article groups" are filled in automatically. However, you can change all the article fields.

Show more

Article	Option price (€)	Turnover categories	Printer	Course	VAT	Options	Search key	Allergens	Deposit
▼	€	Hot Drinks ▼	Bar ▼		Reduced▼	<input checked="" type="checkbox"/> Whipped Cream Selection <input type="checkbox"/> Allergens/Diet <input type="checkbox"/> Bar Remarks <input type="checkbox"/> Kitchen Remarks			▼
▼	€ 1.00	Hot Drinks ▼	Bar ▼		Reduced▼				▼
▼	€	Hot Drinks ▼	Bar ▼		Reduced▼				▼
▼	€	Desserts ▼	Kitchen ▼	Desserts ▼	Reduced▼	Whipped Cream Sw...			▼

<< < 1 > >>

← Back to the homepage
Previous Next →



You can also enter a **Search key** for some, or all of your articles, to make them easier to find. For instance, the letters "cf" for coffee, or "cap" for cappuccino. **Note: You can also search for the product's full name.**

DISH POS

🇬🇧 | DISH Restaurant ▼

Turnover categories
Courses
Hot drinks
Article groups
Articles
Options menu

Articles

Enter the articles sold in your establishment on this page. The fields you have selected under "Article groups" are filled in automatically. However, you can change all the article fields.

Show more

Article	Option price (€)	Turnover categories	Printer	Course	VAT	Options menu	Search key	Allergens	Deposit
▼	€	Hot Drinks ▼	Bar ▼	▼	Reduced▼	▼		▼	▼
▼	€ 1.00	Hot Drinks ▼	Bar ▼	▼	Reduced▼	▼		▼	▼
▼	€	Hot Drinks ▼	Bar ▼	▼	Reduced▼	▼		▼	▼
▼	€	Desserts ▼	Kitchen ▼	Desserts ▼	Reduced▼	Whipped Cream Sw...		▼	▼

« < 1 > »

← Back to the homepage
Previous Next →

- Project details
- Company data 1
- Settings 3
- Payment 1
- Establishment 2
- Articles 6

To set the Allergens, just **click** on the **field** of the article.

DISH POS

Project details

Company data 1

Settings 3

Payment 1

Establishment 2

Articles 6

Remove categories Courses Tabs Article groups Articles Option menus

Articles

Enter the articles sold in your establishment on this page. The fields you have selected under "Article groups" are filled in automatically. However, you can change all the article fields.

Show more

Article	Option price (€)	Turnover categories	Printer	Course	VAT	Options menu	Search key	Allergens	Deposit
▼	€	Hot Drinks ▼	Bar ▼	▼	Reduced▼	▼		▼	▼
▼	€ 1.00	Hot Drinks ▼	Bar ▼	▼	Reduced▼	▼		▼	▼
▼	€	Hot Drinks ▼	Bar ▼	▼	Reduced▼	▼		▼	▼
▼	€	Desserts ▼	Kitchen ▼	Desserts ▼	Reduced▼	Whipped Cream Sw...	APIE	▼	▼

« < 1 > »

← Back to the homepage Previous **Next** →

Then **click** on every **box** that applies to this specific article, and the Allergens will be saved.

The screenshot shows the DISH POS interface with a sidebar on the left and a main content area. The sidebar includes sections for Project details, Company data (1), Settings (3), Payment (1), Establishment (2), and Articles (6). The main content area is titled 'Articles' and contains a table with columns for Unit price, Option price, Turnover categories, Printer, Course, VAT, Options menu, and Search key. A dropdown menu is open over the table, showing a list of allergens: Gluten (checked), Crustaceans, Eggs (checked), Fish, Peanuts, Soya, Milk (checked), Tree nuts, and Celery. At the bottom of the dropdown, a summary box shows 'Gluten, Eggs, Milk'. Navigation buttons for 'Back to the homepage', 'Previous', and 'Next' are visible at the bottom of the interface.



Click on **Deposit**, if you need to add one for this article. Usually this is the case when there is either an imposed deposit for the restaurateur, or the for high quality dishes that the customer is supposed to return.

DISH POS

🇬🇧 | DISH Restaurant

Turnover categories
Courses
Hot drinks
Article groups
Articles
Option menu

Articles

Enter the articles sold in your establishment on this page. The fields you have selected under "Article groups" are filled in automatically. However, you can change all the article fields.

Show more

Article	Option price (€)	Turnover categories	Printer	Course	VAT	Options menu	Search key	Allergens	Deposit
▼	€	Hot Drinks ▼	Bar ▼	▼	Reduced▼	▼		▼	▼
▼	€ 1.00	Hot Drinks ▼	Bar ▼	▼	Reduced▼	▼		▼	▼
▼	€	Hot Drinks ▼	Bar ▼	▼	Reduced▼	Whipped Cream Sw...	HOCHO	Milk ▼	▼
▼	€ 0.00	Desserts ▼	Kitchen ▼	Desserts ▼	Reduced▼	Whipped Cream Sw...	APIE	Gluten, Eggs, Milk▼	<div style="border: 2px solid orange; padding: 2px;"> ▼ None - € 0.00 Small - € 0.15 Large - € 0.25 </div>

<< < 1 > >>

← Back to the homepage

Previous
Next →

- Project details
- Company data 1
- Settings 3
- Payment 1
- Establishment 2
- Articles 6



Now you can go ahead and enter your entire menu. Go back and forth as you need, to create articles and article options. When finished, click on **Next ->**.

DISH POS

- Project details
- Company data 1
- Settings 3
- Payment 1
- Establishment 2
- Articles 6

🇬🇧 | DISH Restaurant ▾

Turnover categories
Courses
Tags
Article groups
Articles
Options menu

Articles

Enter the articles sold in your establishment on this page. The fields you have selected under "Article groups" are filled in automatically. However, you can change all the article fields.

[Show more](#)

Article	Option price (€)	Turnover categories	Printer	Course	VAT	Options menu	Search key	Allergens	Deposit
▾	€	Hot Drinks ▾	Bar ▾		Reduced ▾				
▾	€ 1.00	Hot Drinks ▾	Bar ▾		Reduced ▾				
▾	€	Hot Drinks ▾	Bar ▾		Reduced ▾	Whipped Cream Sw...	HOCHO	Milk ▾	None - ▾
▾	€ 0.00	Desserts ▾	Kitchen ▾	Desserts ▾	Reduced ▾	Whipped Cream Sw...	APIE	Gluten, Eggs, Milk ▾	

<< < 1 > >>

← Back to the homepage
Previous Next →



You can create as many **Options menus** as you want. Most common are remarks and customer wishes that are quite regular. This allows your staff to be more efficient and fast whilst taking orders. **Scroll down** to add more.

DISH POS

- Project details
- Company data 1
- Settings 3
- Payment 1
- Establishment 2
- Articles 6**

If you want an option to have an additional price, you must indicate this for the article under "Option price" in the table in the previous step (Articles).

Options menu

Whipped Cream Selection

Allergens/Diet

Bar Remarks

Choices

- Whipped Cream x
- Without Cream x +

- Egg Allergy x
- Gluten Free x
- Cow Milk Allergy x
- Lactose Intolerant x
- Peanut Allergy x
- Shellfish Allergy x
- Sugar-free x
- Vegan x
- Vegetarian x
- Pregnant x
- No Alcohol x
- No Mushrooms x
- No Pork x
- No Molluscs x +

- +/- Ice x
- /- Ice x
- +/- Lemon x
- /- Lemon x
- +/- Straw x +

← Back to the homepage

Previous

✓ Finish setup



Click on **+ Add row**, enter first the **Options menu name**, and then one by one the options description which will be the **Choice**. **Note: All settings can also be accessed by the Back-office login, deleted and/or edited.**

DISH POS

Project details

Company data 1

Settings 3

Payment 1

Establishment 2

Articles 6

Allergens/Diet	<ul style="list-style-type: none">Egg Allergy xGluten Free xCow Milk Allergy xLactose Intolerant xPeanut Allergy xShellfish Allergy xSugar-free xVegan xVegetarian xPregnant xNo Alcohol xNo Mushrooms xNo Pork xNo Molluscs x+ Add row
Bar Remarks	<ul style="list-style-type: none">+ Ice x- Ice x+ Lemon x- Lemon x+ Straw x+ Add row
Kitchen Remarks	<ul style="list-style-type: none">Explanation follows! xSauce Separate xNo Sauce x+ Add row

+ Add row

← Back to the homepage

Previous

✓ Finish setup



Once you have entered everything, you are set to go. Click on **Finish setup** to submit the entire form. This will save everything to your **DISH POS**. **Note: It is highly advisable to take a break and look over everything, before submitting this form.**

DISH POS

Project details

Company data 1

Settings 3

Payment 1

Establishment 2

Articles 6

Allergens/Diet	<ul style="list-style-type: none">Egg Allergy xGluten Free xCow Milk Allergy xLactose Intolerant xPeanut Allergy xShellfish Allergy xSugar-free xVegan xVegetarian xPregnant xNo Alcohol xNo Mushrooms xNo Pork xNo Molluscs x
Bar Remarks	<ul style="list-style-type: none">+ Ice x- Ice x+ Lemon x- Lemon x+ Straw x
Kitchen Remarks	<ul style="list-style-type: none">Explanation follows! xSauce Separate xNo Sauce x

+ Add row

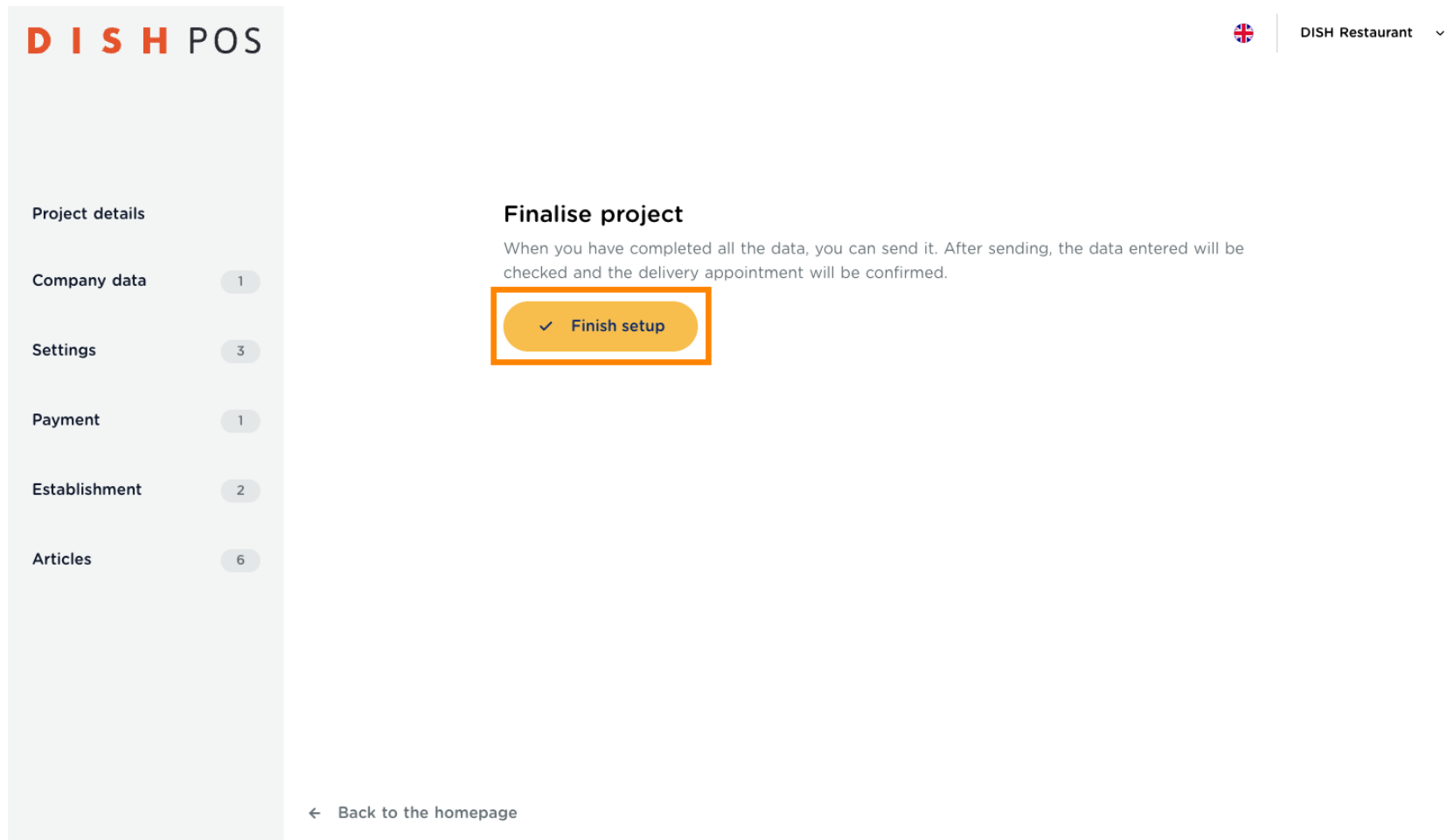
← Back to the homepage

Previous

✓ Finish setup



Click once more on **Finish setup**, to upload all your data. Congratulations! You have successfully set up your new **DISH POS**.



The screenshot shows the DISH POS onboarding interface. On the left is a sidebar menu with the following items: Project details, Company data (1), Settings (3), Payment (1), Establishment (2), and Articles (6). The main content area is titled 'Finalise project' and includes the text: 'When you have completed all the data, you can send it. After sending, the data entered will be checked and the delivery appointment will be confirmed.' A yellow button with a checkmark and the text 'Finish setup' is highlighted with an orange border. In the top right corner, there is a flag icon and the text 'DISH Restaurant' with a dropdown arrow. At the bottom left of the main content area, there is a link: '← Back to the homepage'.



Scan to go to the interactive player