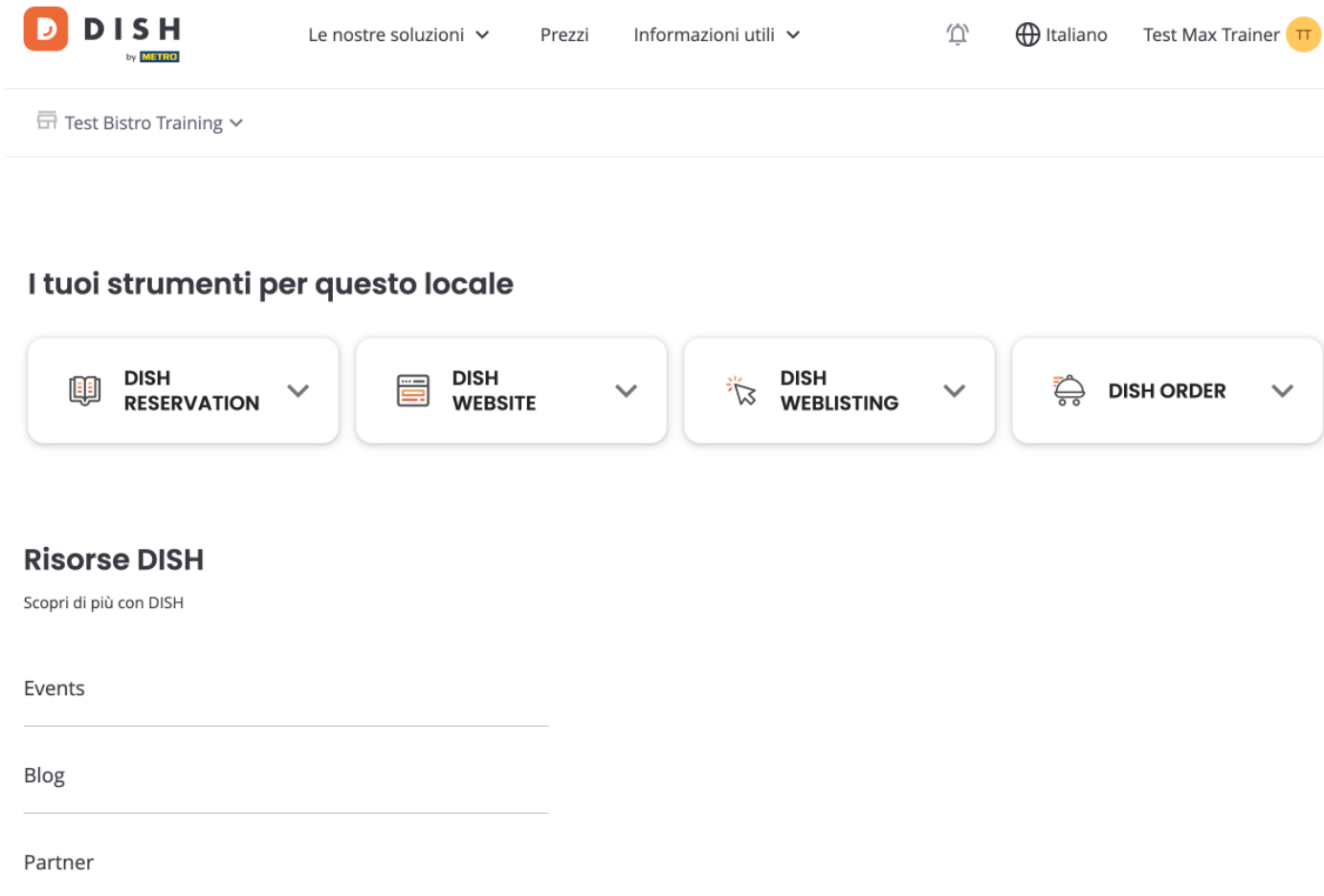




Benvenuto nella Dashboard DISH. In questo tutorial ti mostreremo come visualizzare le fatture dei tuoi prodotti.

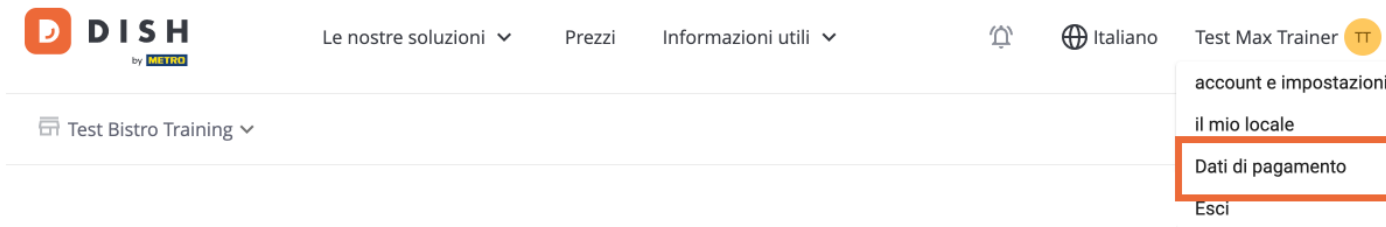


The screenshot shows the DISH dashboard interface. At the top, there is a navigation bar with the DISH logo, a dropdown menu for 'Le nostre soluzioni', 'Prezzi', 'Informazioni utili', a notification bell, a language selector for 'Italiano', and a user profile for 'Test Max Trainer'. Below the navigation bar, there is a breadcrumb trail for 'Test Bistro Training'. The main content area is titled 'I tuoi strumenti per questo locale' and contains four interactive buttons: 'DISH RESERVATION', 'DISH WEBSITE', 'DISH WEBLISTING', and 'DISH ORDER'. Below this section, there is a 'Risorse DISH' section with the subtext 'Scopri di più con DISH'. Underneath, there are three horizontal lines representing links for 'Events', 'Blog', and 'Partner'.

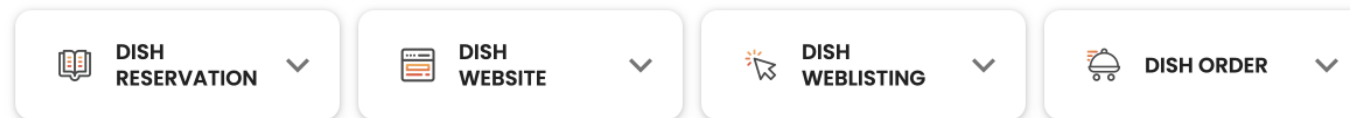
Il primo passo consiste nel cliccare sul **nome della tua struttura** nell'angolo in alto a destra.

The screenshot shows the top navigation bar of the DISH interface. On the left is the DISH logo. In the center are links for 'Le nostre soluzioni', 'Prezzi', and 'Informazioni utili'. On the right are a notification bell, a language selector set to 'Italiano', and a user profile dropdown labeled 'Test Max Trainer'. The user profile dropdown is highlighted with a red box. Below the navigation bar is a dropdown menu for the current location, 'Test Bistro Training'. The main content area is titled 'I tuoi strumenti per questo locale' and contains four buttons: 'DISH RESERVATION', 'DISH WEBSITE', 'DISH WEBLISTING', and 'DISH ORDER'. Below this is a section titled 'Risorse DISH' with the subtitle 'Scopri di più con DISH'. Under this section are three horizontal lines representing links for 'Events', 'Blog', and 'Partner'.

Si aprirà un menu a tendina e dovrai selezionare **Dettagli di pagamento**.



## I tuoi strumenti per questo locale



## Risorse DISH

Scopri di più con DISH

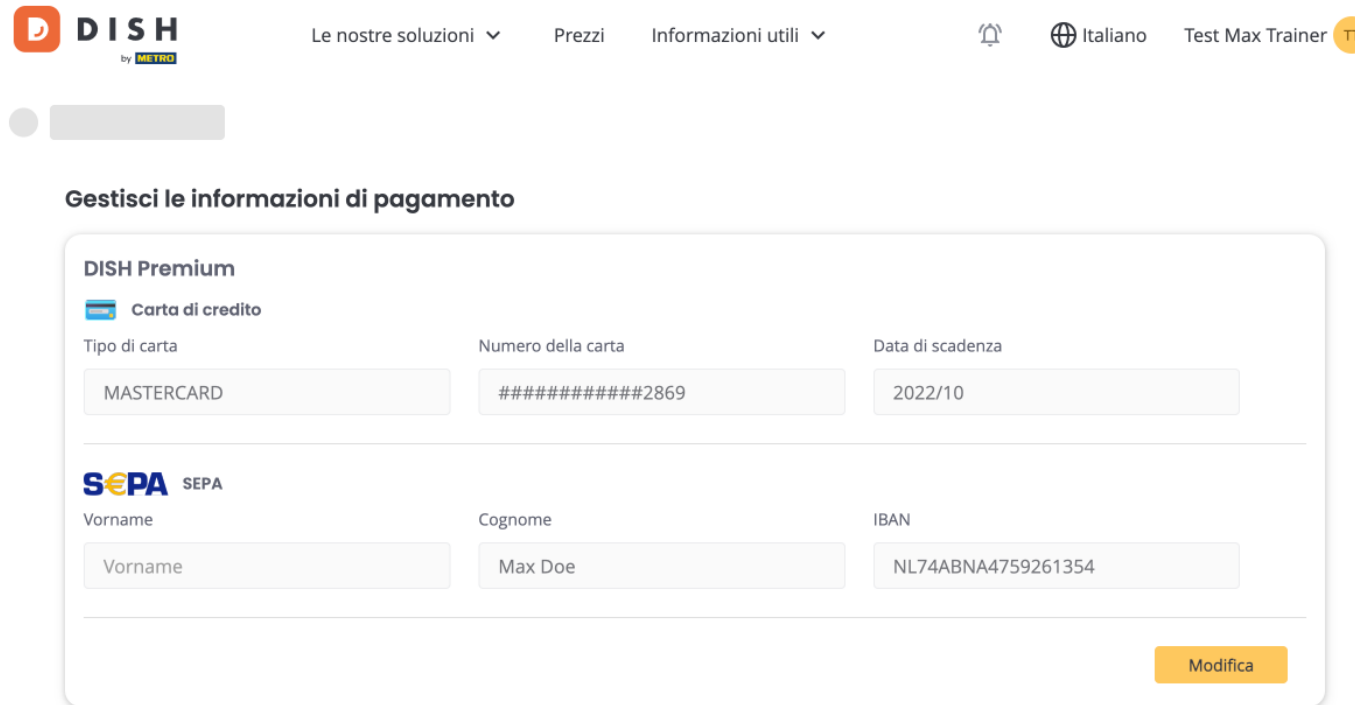
Events

Blog

Partner

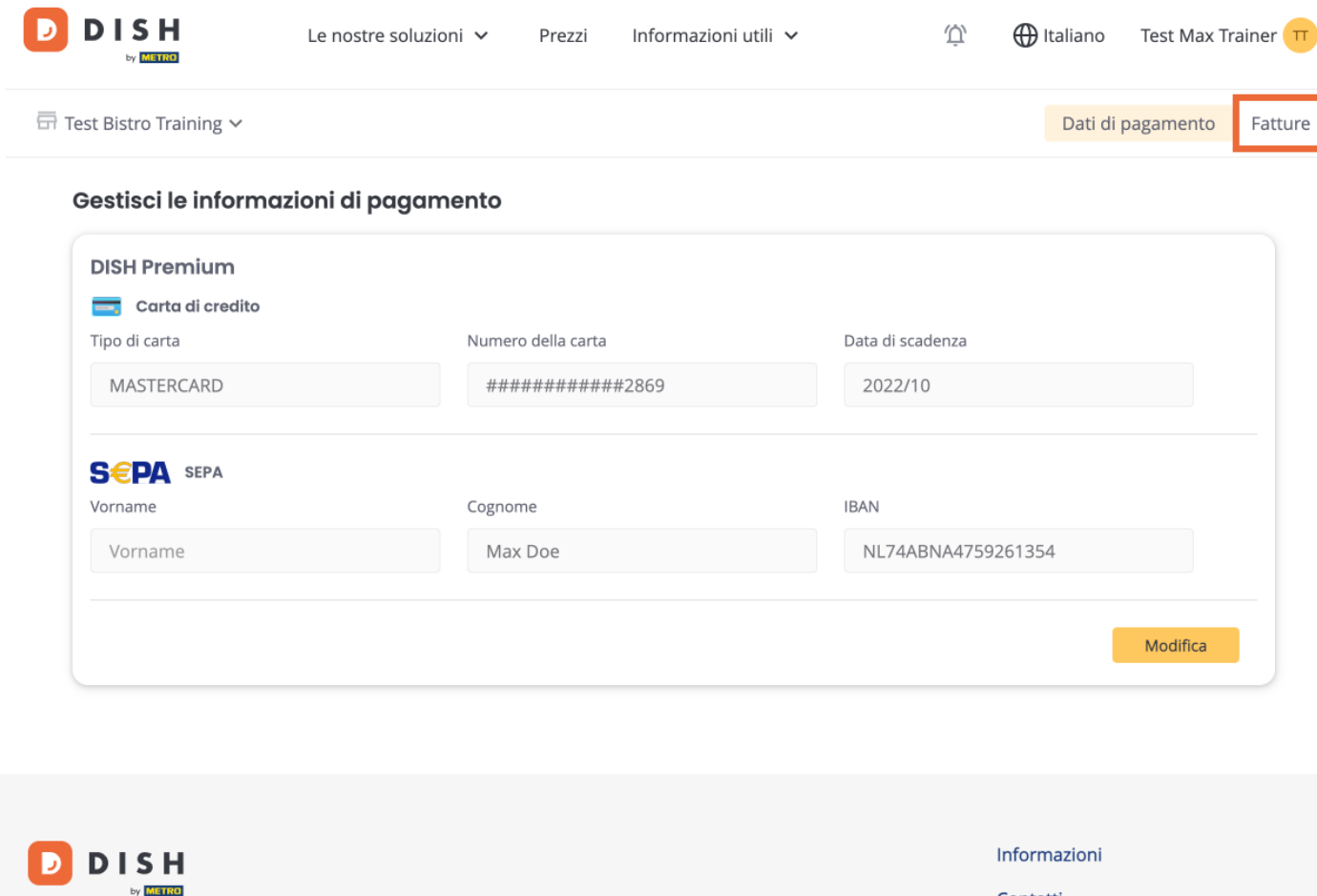


Si aprirà una nuova finestra in cui potrai gestire i tuoi dati di pagamento.



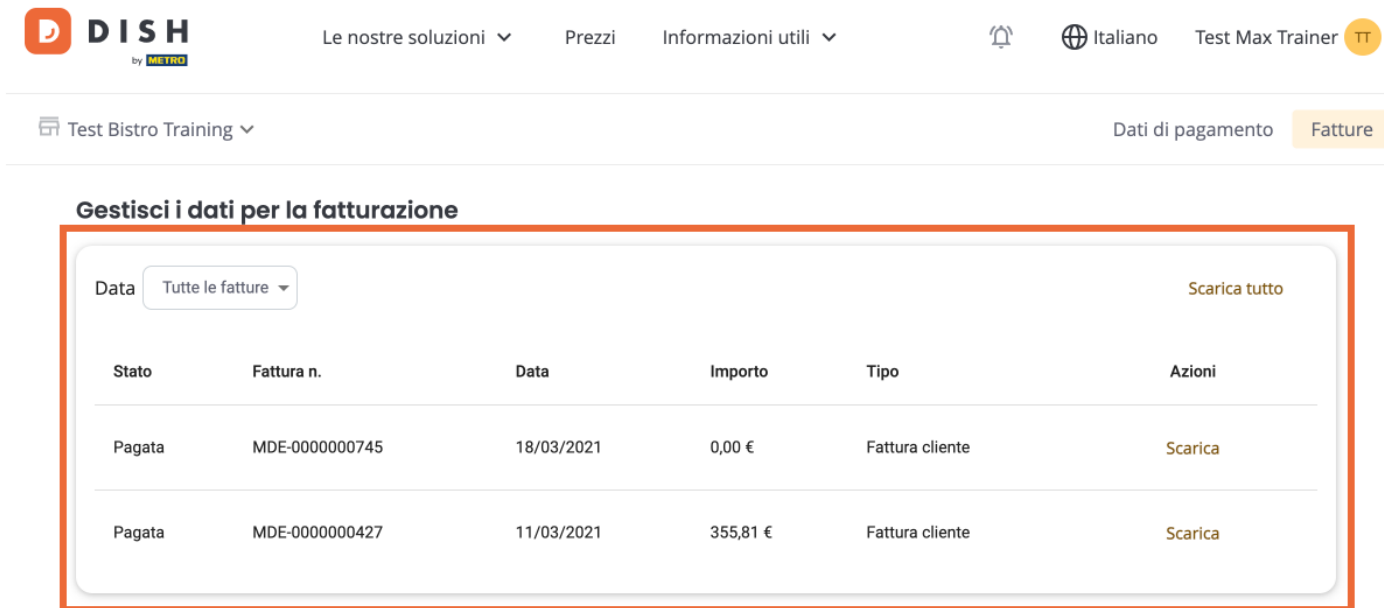
The screenshot shows the 'Gestisci le informazioni di pagamento' (Manage payment information) section of the DISH Premium user interface. It features two main sections: 'Carta di credito' (Credit card) and 'SEPA'. The 'Carta di credito' section includes fields for 'Tipo di carta' (Type of card) with 'MASTERCARD' selected, 'Numero della carta' (Card number) with '#####2869', and 'Data di scadenza' (Expiration date) with '2022/10'. The 'SEPA' section includes fields for 'Vorname' (First name) with 'Vorname', 'Cognome' (Surname) with 'Max Doe', and 'IBAN' with 'NL74ABNA4759261354'. A yellow 'Modifica' (Edit) button is located at the bottom right of the form.

Poi clicca su **Fatture**.



The screenshot shows the DISH user interface. At the top, there is a navigation bar with the DISH logo, a dropdown menu for 'Le nostre soluzioni', 'Prezzi', 'Informazioni utili', a notification bell, a language selector set to 'Italiano', and a user profile 'Test Max Trainer'. Below the navigation bar, there is a breadcrumb trail 'Test Bistro Training' and two tabs: 'Dati di pagamento' and 'Fatture', with 'Fatture' being the active tab. The main content area is titled 'Gestisci le informazioni di pagamento' and contains two sections: 'DISH Premium' and 'SEPA'. The 'DISH Premium' section has three input fields: 'Tipo di carta' (MASTERCARD), 'Numero della carta' (#####2869), and 'Data di scadenza' (2022/10). The 'SEPA' section has three input fields: 'Vorname' (Vorname), 'Cognome' (Max Doe), and 'IBAN' (NL74ABNA4759261354). A 'Modifica' button is located at the bottom right of the SEPA section. At the bottom of the page, there is a footer with the DISH logo and links for 'Informazioni' and 'Contatti'.

Avrai a disposizione un elenco delle fatture disponibili e potrai vedere tutte le relative informazioni.

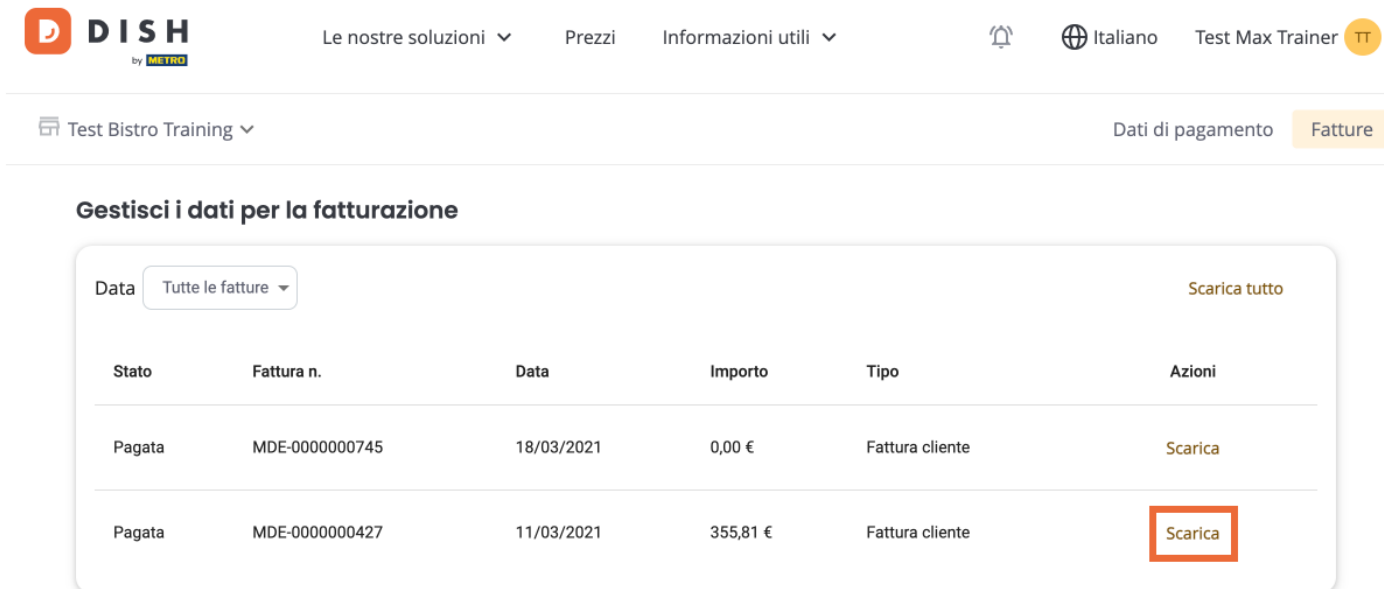


**Gestisci i dati per la fatturazione**

Data  Scarica tutto

Stato	Fattura n.	Data	Importo	Tipo	Azioni
Pagata	MDE-0000000745	18/03/2021	0,00 €	Fattura cliente	Scarica
Pagata	MDE-0000000427	11/03/2021	355,81 €	Fattura cliente	Scarica

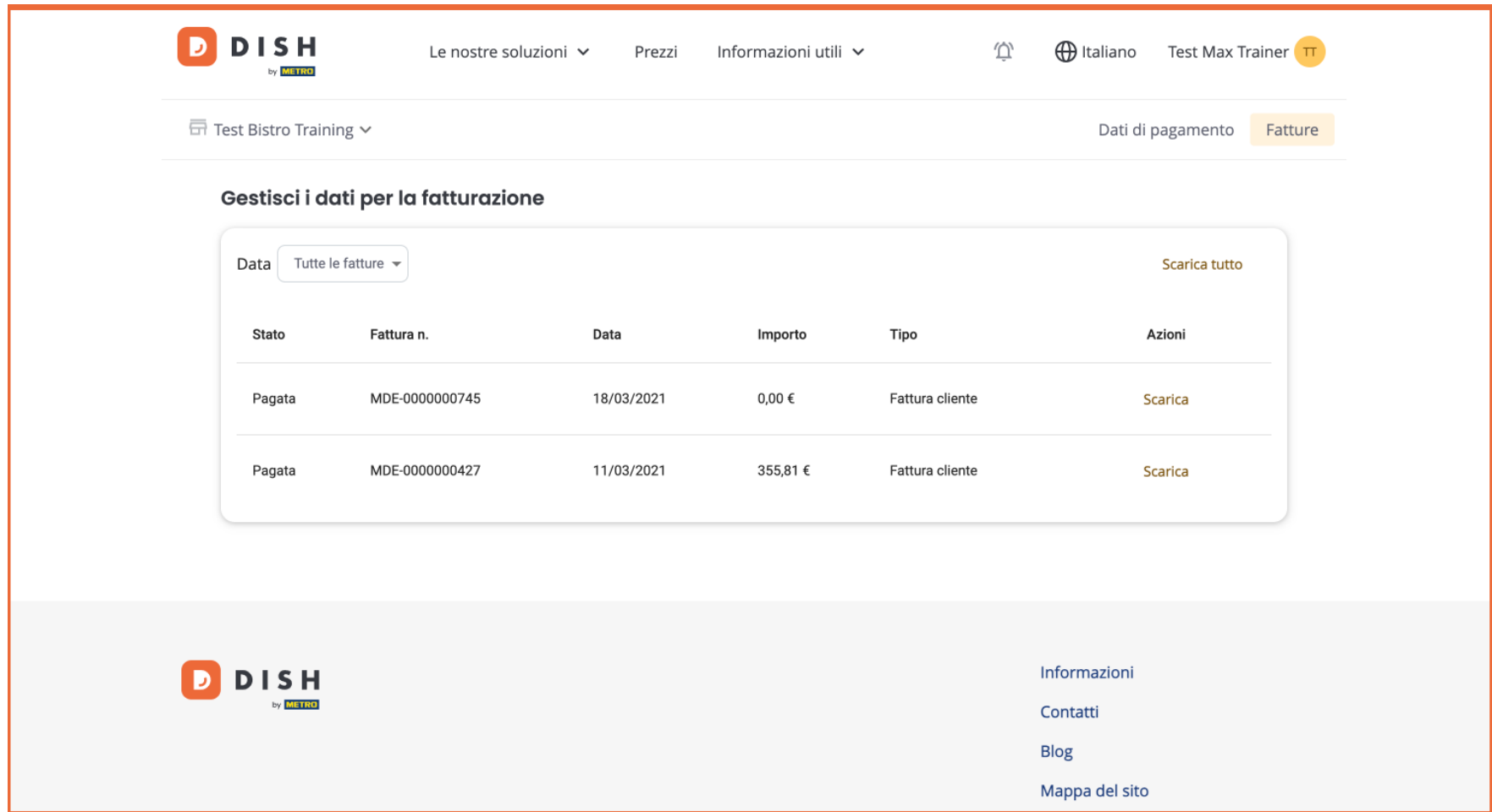
Clicca su **Download** se vuoi salvare una copia della fattura.



The screenshot shows the DISH by METRO user interface. At the top, there is a navigation bar with the logo, a dropdown menu for 'Le nostre soluzioni', 'Prezzi', and 'Informazioni utili', a notification bell, a language selector set to 'Italiano', and a user profile for 'Test Max Trainer'. Below this, a breadcrumb trail shows 'Test Bistro Training' and a 'Fatture' button. The main section is titled 'Gestisci i dati per la fatturazione' and contains a table of invoices. The table has columns for 'Stato', 'Fattura n.', 'Data', 'Importo', 'Tipo', and 'Azioni'. The second row of the table has a 'Scarica' button highlighted with a red box.

Stato	Fattura n.	Data	Importo	Tipo	Azioni
Pagata	MDE-0000000745	18/03/2021	0,00 €	Fattura cliente	Scarica
Pagata	MDE-0000000427	11/03/2021	355,81 €	Fattura cliente	<b>Scarica</b>

Ecco fatto. Ora sai come visualizzare le tue fatture dei prodotti.



The screenshot displays the DISH by METRO website interface for managing invoices. At the top, the navigation bar includes the DISH logo, a dropdown menu for 'Le nostre soluzioni', 'Prezzi', 'Informazioni utili', a notification bell, a language selector set to 'Italiano', and a user profile for 'Test Max Trainer'. Below the navigation, the user is logged in as 'Test Bistro Training'. The main content area is titled 'Gestisci i dati per la fatturazione' and features a filter dropdown set to 'Tutte le fatture' and a 'Scarica tutto' button. A table lists two invoices:

Stato	Fattura n.	Data	Importo	Tipo	Azioni
Pagata	MDE-0000000745	18/03/2021	0,00 €	Fattura cliente	Scarica
Pagata	MDE-0000000427	11/03/2021	355,81 €	Fattura cliente	Scarica

The footer contains the DISH by METRO logo and a list of links: 'Informazioni', 'Contatti', 'Blog', and 'Mappa del sito'.





Scansiona per andare al lettore interattivo