

Identify the front cover, back cover, and title page of a book.

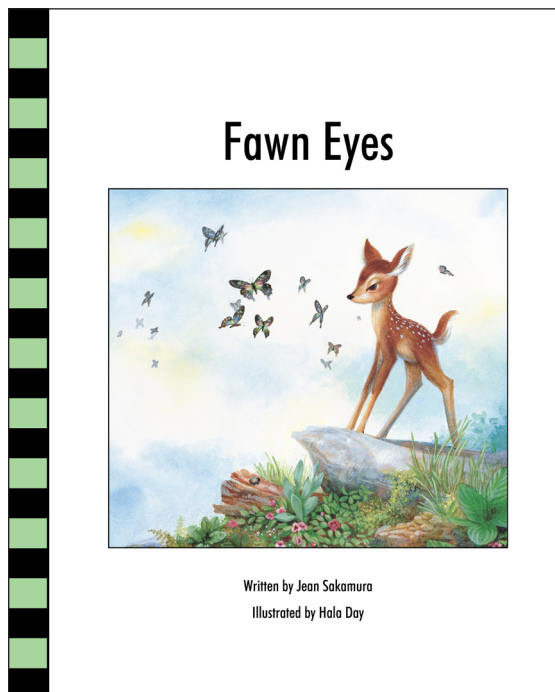
Fawn Eyes

In this section you will read the story to students and follow up with a discussion to build comprehension (**Think About It**).


Think About It

Model the following comprehension strategy.

This is the front cover of the book. This is where we read the title and the names of the author and the illustrator. We also see a picture of what the book is about. What do you think this book is about?




This is the back cover of the book. What do you see on the back cover?



Note: All Waterford student books referenced in this document are available from your Waterford Manager login. Select **Curriculum** and search by book title. Books are available in an online version in the **Activities** tab and a PDF version in the **Teacher Materials** tab.

This is the title page of the book. We see the author's and the illustrator's names again. What else do you see?



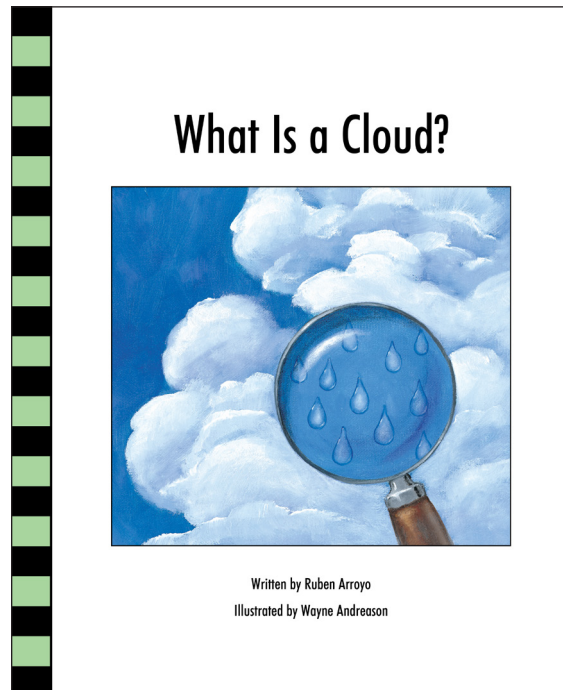
What Is a Cloud?

In this section you will read the story to students and follow up with a discussion to build comprehension (**Think About It**).


Think About It

Model the following comprehension strategy.

This is the front cover of the book. This is where we read the title and the names of the author and the illustrator. We also see a picture of what the book is about. What do you think this book is about?

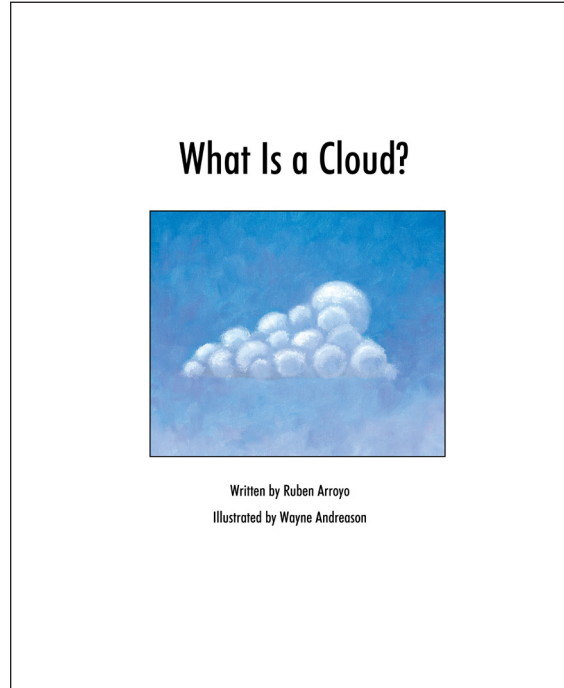


This is the back cover of the book. What do you see on the back cover?



Note: All Waterford student books referenced in this document are available from your Waterford Manager login. Select **Curriculum** and search by book title. Books are available in an online version in the **Activities** tab and a PDF version in the **Teacher Materials** tab.

This is the title page of the book. We see the author's and the illustrator's names again. What else do you see?




Legs

In this section you will read the story to students and follow up with a discussion to build comprehension (**Think About It**).


Think About It

Model the following comprehension strategy.

This is the front cover of the book. This is where we read the title and the names of the author and the illustrator. We also see a picture of what the book is about. What do you think this book is about?



This is the back cover of the book. What do you see on the back cover?



This is the title page of the book. We see the author's and the illustrator's names again. What else do you see?

