


Describe characters, settings, and major events in a story, using key details.


The Three Little Pigs

Use the following dialogue as a guide to describe characters, settings and major events in the story.


Teacher: Now we're ready to read *The Three Little Pigs*, rewritten by Madge Tovey and illustrated by Patrick Campbell.



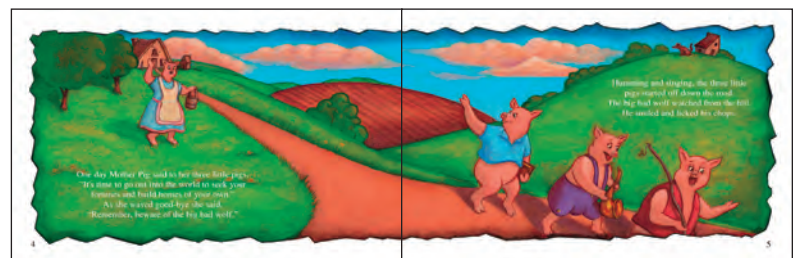
As we read it, try to remember the order the events take place.



Teacher: What are the pigs going to do?

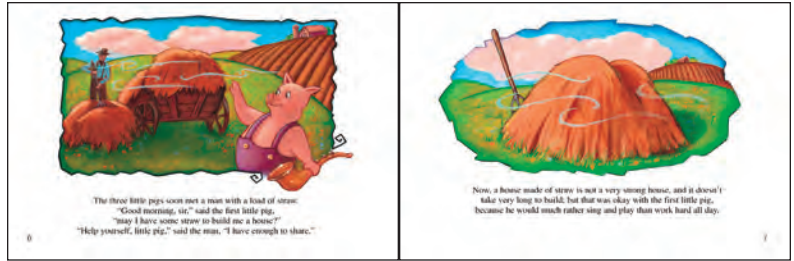


Teacher: Who saw them leave?
Students: The big bad wolf saw them leave.



Teacher: What kind of house did the first little pig build?

Students: He built a straw house.



Teacher: What would he rather do than work hard all day?

Students: He would rather sing and play.


Teacher: What kind of house did the second little pig build?

Students: He built a stick house.



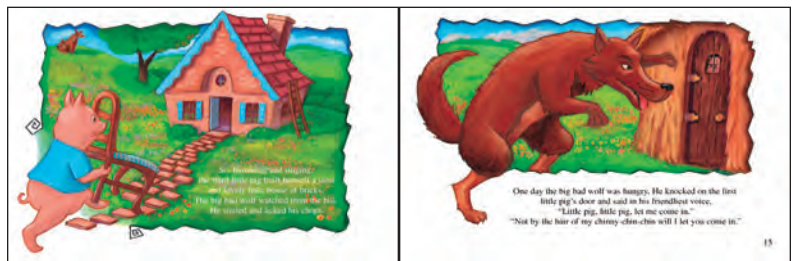
Teacher: What would the second little pig rather do than work hard all day?

Students: Sing and play.



Teacher: What kind of house did the third little pig build?

Students: He built a brick house.

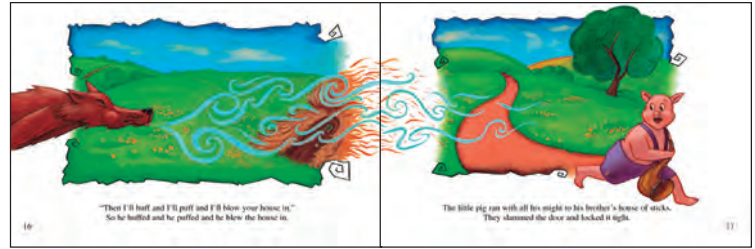


Teacher: What did the wolf do to the first house?

Students: He huffed and puffed and blew the house in.

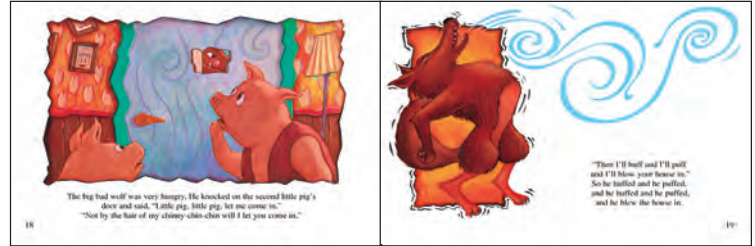
Teacher: What did the little pig do?

Students: He ran to his brother's house of sticks.



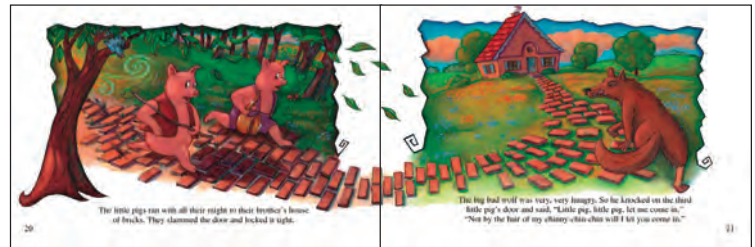
Teacher: What did the wolf do to the second house?

Students: He huffed and he puffed and he blew the house in.



Teacher: What did the two pigs do?

Students: They ran to their brother's house of brick.




Teacher: What did the wolf try to do to the third house?

Students: He tried to blow the house in.

Teacher: Where did the wolf go to get into the house?

Students: He went onto the roof.



Teacher: What happened to the wolf?

Students: He was stung by the hot water.



Mr. Lucky Straw

Use the following dialogue as a guide to describe characters, settings and major events in the story.

Teacher: What are these written characters?

Students: They are Japanese writing.

Teacher: What is the name of the article of clothing the man is wearing?


Students: He is wearing a kimono.

Teacher: Where does the story take place?

Students: It takes place in Japan.

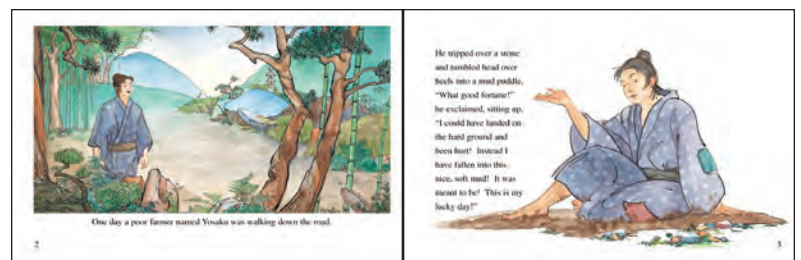


Teacher: Now we are ready to read the story *Mr. Lucky Straw*, rewritten by Elizabeth Lane and illustrated by Hala Day. As we read, try to remember the order in which the events take place.




Teacher: Why did Yosaku think he was lucky?

Students: He landed in soft mud instead of on the hard ground.



Teacher: What did Yosaku find that he thought would bring him luck?

Students: He found a straw.



Teacher: What insect did Yosaku catch?

Students: He caught a dragonfly.

Teacher: What did he do with the dragonfly?

Students: He tied it to a straw.



Teacher: What did Yosaku do with the dragonfly tied to the straw?

Students: He gave it to the little boy.



Teacher: What did Yosaku get from the woman?

Students: He got three oranges.



Teacher: What did he give to the peddler?

Students: He gave him three oranges.

Teacher: What did the peddler give him?

Students: The peddler gave Yosaku three pieces of fine silk cloth.

