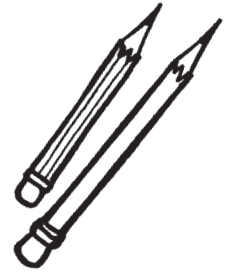


Use an apostrophe to form contractions and frequently occurring possessives.

Contractions Worksheets

NAME _____



A contraction is a short form of two words. Contractions are made by replacing letters with an apostrophe.

do + not = don't

it + is = it's



Write the contractions. Remember to put an apostrophe in place of the letters that are gray.

she + will =

she'll

we + will =

was + not =

does + not =

she + is =

is + not =

he + is =

NAME _____



A contraction is a short way of writing two words. An apostrophe shows where the letters are missing.



Write the contractions. Remember to put an apostrophe in place of the letters that are gray.

I **am** = I'm

I **will** = _____

he **is** = _____

do **not** = _____

you **will** = _____

can**not** = _____

here **is** = _____



Draw a line to match the words with the correct contraction.

here is

cannot

have not

I am

do not

I will

she is

she's

don't

haven't

can't


I'll


here's

I'm

NAME _____



A contraction is a short way of writing two words. An apostrophe  shows where the letters are missing.

 Write the contraction for the words below. Remember that the apostrophe takes the place of the missing letters.

1. she will she'll
2. we will _____
3. is not _____
4. has not _____
5. she is _____
6. there is _____
7. was not _____


 Write a contraction for the underlined words at the end of each sentence.

- | | |
|---------------------------------------|-----------------|
| 1. <u>Here's</u> your coat. | <u>Here is</u> |
| 2. I _____ see you. | <u>cannot</u> |
| 3. I hope _____ like your gift. | <u>you will</u> |
| 4. He _____ like fish. | <u>does not</u> |
| 5. I _____ ride my bike in the house. | <u>do not</u> |
| 6. _____ going to play. | <u>She is</u> |
| 7. _____ riding the bus to school. | <u>I am</u> |

Possessive Nouns Worksheets

NAME _____


 Write each name plus an 's to see who owns the hats.



+ 's

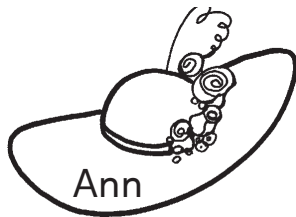
Matt's

= hat



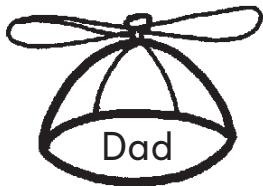
+ 's

= hat



+ 's

= hat



+ 's

= hat




+ 's

= hat



+ 's


= hat



+ 's

= hat

NAME _____



Add 's to show that something belongs to someone.
Finish the sentence.

1. hen + 's = _____

Here are the _____ eggs.

2. dog + 's = _____

Here is the _____ bone.

3. Dad + 's = _____

We feed _____ ducks.

4. Dane + 's = _____

I like _____ skates.

5. Sue + 's = _____

_____ bike is red.