

Distinguish long and short vowels when reading regularly spelled one-syllable words.

Lesson 1: /ā/

Word Pattern

Long /ā/ with silent e

Introduce the word pattern to your students by explaining that they will review the long vowel sound for the letter *a* in words like *plane*. Show them how adding the letter *e* changes the vowel sound. For example:

plan + e = plane (lane, cane, mane)
mat + e = mate (skate, rate, gate)

Have students help you list other words that use the same word pattern. The following pattern words are found in *The Show*.

brave, wave, waves *Kate, skate, crate*
plane, lane *snake, takes,*
came, cape, face, stage

Spelling

Use the pattern words, power words, and dictation sentence in your spelling activities.

SPELLING WORD LIST

Pattern: plane skate brave
Power: they pull

They can skate on the plane.

Lesson 2: /ō/

Word Pattern

Long /ō/ with silent e

Introduce the word pattern to your students by explaining that they will review the long vowel sound for the letter *o* in words like *nose*. Show them how adding the letter *e* changes the vowel sound. For example:

mop + e = mope (hope, rope, slope)
not + e = note (vote, tote, wrote)

Have students help you list other words that use the same word pattern. The following pattern words are found in *Dinosaur Bones*.

bone, bones, cone *holes, pole*
hope, ropes *home, nose, rode, those*

Spelling

Use the pattern words, power word, and dictation sentence in your spelling activities.

SPELLING WORD LIST

Pattern: nose pole bone home
Power: have

Does the dog have a bone in his home?

Lesson 3: /ī/

Word Pattern

Long /ī/ with silent e

Introduce the word pattern to your students by explaining that they will review the long vowel sound for the letter *i* in words like *mice*. Show them how adding the letter *e* changes the vowel sound. For example:

hid + e = hide (ride, wide, slide)
pin + e = pine (fine, dine, spine)

Have students help you list other words that use the same word pattern. The following pattern words are found in *Mike and the Mice*.

drive, drives *mice, nice*
miles, pile *Mike, Mike's, likes*
tire, fire *fine, five*

Spelling

Use the pattern words, power word, and dictation sentence in your spelling activities.

SPELLING WORD LIST

Pattern: mice pile tire nice
Power: one

That pile of tires is a nice home for mice.

Lesson 3: /ū/

Word Pattern

Long /ū/ with silent e

Introduce the word pattern to your students by explaining that they will review the long vowel sound for the letter *u* in words like *cute*. Show them how adding the letter *e* changes the vowel sound. For example:

cut + e = cute (lute, mute, flute)
us + e = use (fuse, muse, ruse)

Have students help you list other words that use the same word pattern. The following pattern words are found in *Huge Red Plume*.

cute, flute *dune, prune*
huge, plume, use

Spelling

Use the pattern words, power words, and dictation sentence in your spelling activities.

SPELLING WORD LIST


Pattern: cute flute use
Power: around does

Does he use the flute in the band?

Readable Check Sheets

Student's Name _____

Date _____



Check the student's reading fluency and accuracy as they read aloud. Pay special attention to the student's ability to decode short and long vowels correctly.

The Show

(Readable Unit 1)

Lane and Kate can do a show for us.

"Let the show begin!" says Lane.

Lane comes out in a red cape. He can skate on the stage.

He can jump over a crate! Lane is brave!

Kate comes out with a big black hat.

"I can pull a snake out of this hat!" she says.

A snake! Kate is brave!

She takes a magic stick, waves it over the hat, and pulls out a . . .

. . . silly snake! What a trick!

Kate is in a crazy plane. Lane has a red nose on his face

and big, big shoes on his feet. They look so funny!

We are so glad we came. We clap and cheer!

Lane and Kate wave and smile. It was a good show!


TOTAL NUMBER OF WORDS: 126

TOTAL NUMBER MISSED: _____

COMMENTS:

Student's Name _____

Date _____



Check the student's reading fluency and accuracy as they read aloud. Pay special attention to the student's ability to decode short and long vowels correctly.

Dinosaur Bones

(Readable Unit 1)

Dad and I like dinosaurs.

We rode the bus to the museum to see a new set of dinosaur bones.

The workers were putting the bones together. They put the bones on a big pole with bars.

Each bone had to be put in place. The big bones were lifted with ropes.

"Look at the skull," said Dad.

We could see the holes for the eyes and nose.

"Look at those teeth!" I said.

There were so many bones. It would take days to put them together.

"It's getting late," said Dad. "We have to go."

We got an ice cream cone to eat on the way home.

"I hope we can come back when the bones are all put together," I said.

Dad smiled. "We will," he said. "We will!"


TOTAL NUMBER OF WORDS: 131

TOTAL NUMBER MISSED: _____

COMMENTS:

Student's Name _____

Date _____



Check the student's reading fluency and accuracy as they read aloud. Pay special attention to the student's ability to decode short and long vowels correctly.

Mike and the Mice

(Readable Unit 1)

Mike likes to drive.

He drives five miles to the lake to get logs for his fire.

Mike gets a nice pile of logs. He puts the logs in his truck.

Oh, no! There are mice in one of the logs! The mice are in Mike's truck!

Mike gets back in his truck. Off goes the truck. Off go the mice.

Mike drives and drives.

Bump! What was that? Is the tire flat?

Mike stops and gets out. The tire is fine. Then Mike sees the mice.

Mike drives and drives. He drives five miles back to the lake.

"Good-bye, mice."

"Mike is nice," say the mice.


TOTAL NUMBER OF WORDS: 107

TOTAL NUMBER MISSED: _____

COMMENTS:

Student's Name _____

Date _____



Check the student's reading fluency and accuracy as they read aloud. Pay special attention to the student's ability to decode short and long vowels correctly.

Huge Red Plume

(Readable Unit 1)

You say you have a huge red plume?

Lucky you! Here are some things you can do.

Use your red plume when you want to look cute.

Use it to dust around the holes in your flute.

Sit on your plume when you slide down a dune.

Take it to dinner to stick in a prune.

If the sun is too hot, use your plume for a fan.

Use it for shade if you don't want to tan.

A huge red plume makes a handy sail.

A huge red plume makes a dandy tail.

What else does a huge red plume do? That, my friend, is up to you.

TOTAL NUMBER OF WORDS: 109

TOTAL NUMBER MISSED: _____

COMMENTS: