



booq - Split/Move/Merge order



Click on **Split order**.

The screenshot shows the booq POS interface for 'Tafel 3'. The top bar includes the booq logo, the name 'Tafel 3', and navigation options for 'DRINKS' and 'FOOD'. A menu on the left lists items: Cappuccino (x1, 3.20), Coffee (x1, 2.90), and Bête. Café (x1, 7.75). The total amount is 13.85. The 'Split order' button is highlighted in pink. The main menu is divided into categories: Hot Drinks, Special Coffees, Tea, Tap Beers, Bottle of Beers, Cognac, Softdrinks, Whiskey, Foreign spirits, and Wines. The bottom bar contains a numeric keypad and a 'Customers' field.

Input	Total amount
	13.85

Discount	Split order	Description	Customers
7	8	9	+/-
4	5	6	INVOICE €
1	2	3	PIN €
0	00	.	CASH €




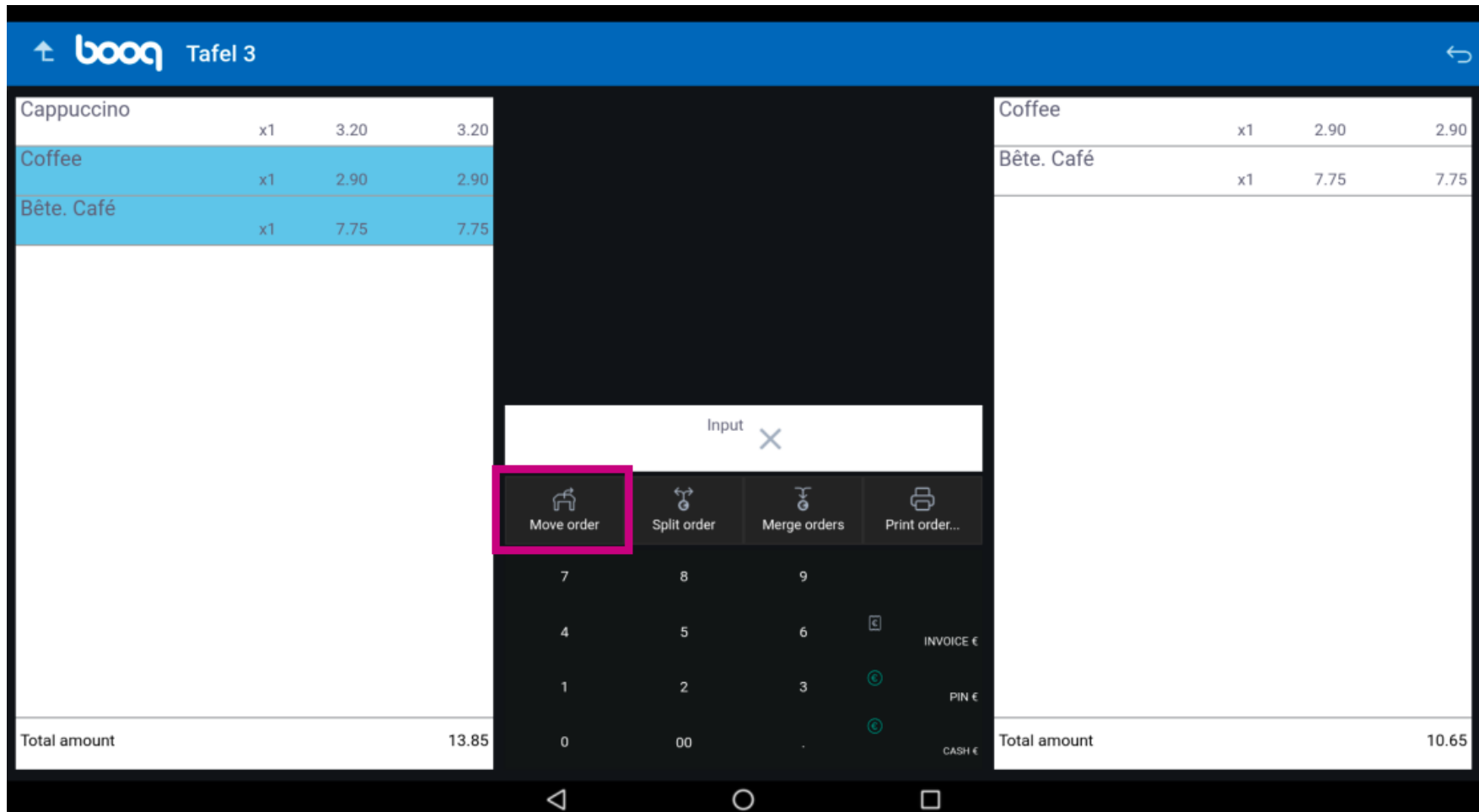
Select the **orders** you wish to Move, Split or Merge by clicking on it. **Note: when it turns blue it's activated.**

The screenshot shows the booq POS interface for 'Tafel 3'. It features two order lists and a central control panel. The left list contains 'Cappuccino', 'Coffee', and 'Bête. Café'. The right list contains 'Coffee' and 'Bête. Café'. The 'Coffee' and 'Bête. Café' items in both lists are highlighted in blue. The central panel includes an 'Input' field, icons for 'Move order', 'Split order', 'Merge orders', and 'Print order...', a numeric keypad, and payment options for 'INVOICE €', 'PIN €', and 'CASH €'. The total amount for the left list is 13.85, and for the right list, it is 10.65.

Item	Qty	Unit Price	Total Price
Cappuccino	x1	3.20	3.20
Coffee	x1	2.90	2.90
Bête. Café	x1	7.75	7.75
Total amount			13.85

Item	Qty	Unit Price	Total Price
Coffee	x1	2.90	2.90
Bête. Café	x1	7.75	7.75
Total amount			10.65

-  Click **Move order** to move the selected products to another table. **Note: if you didn't make a selection it will move the complete order.**

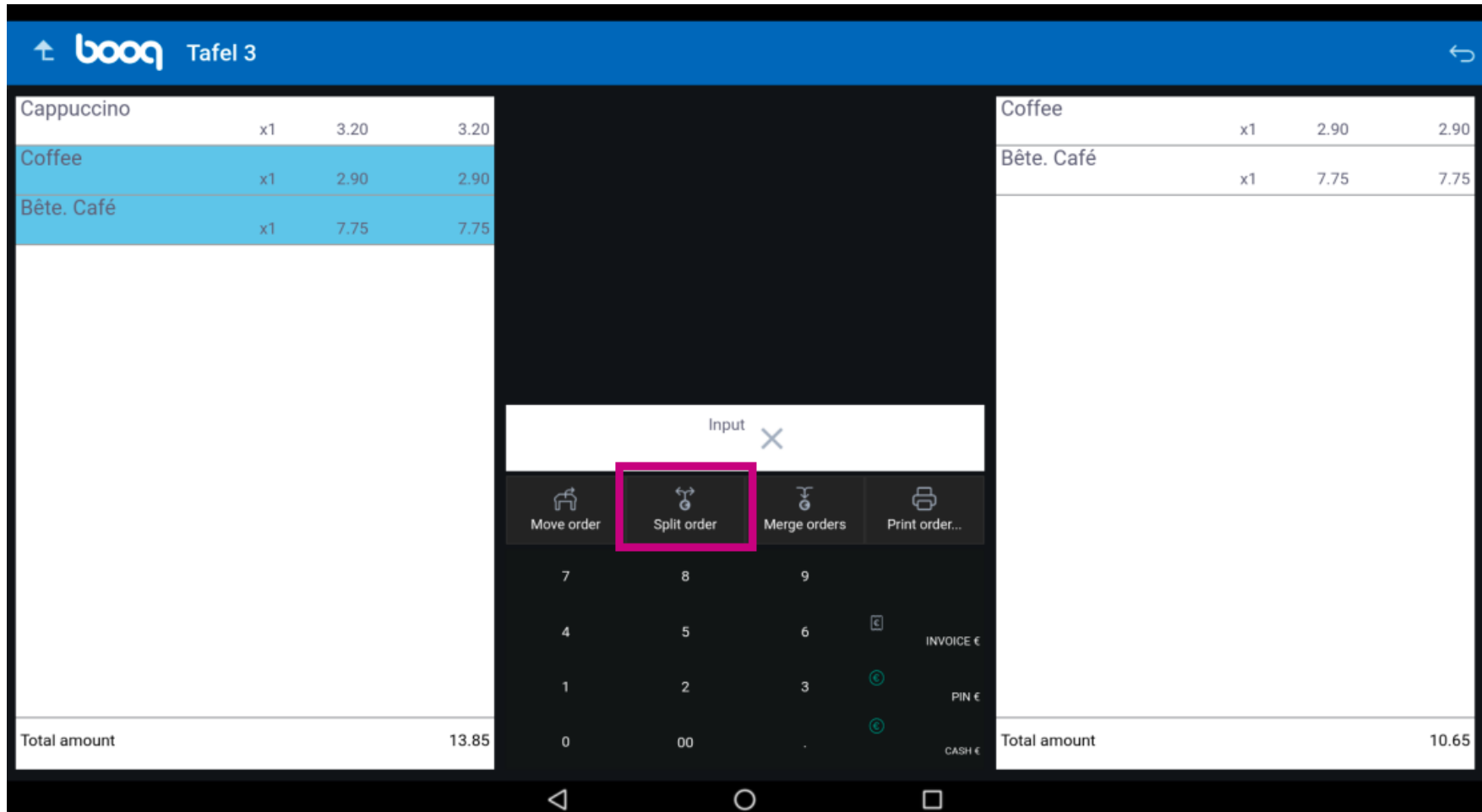


The screenshot shows the booq POS interface for 'Tafel 3'. The left panel displays a list of items: Cappuccino (x1, 3.20), Coffee (x1, 2.90), and Bête. Café (x1, 7.75). The right panel displays a list of items: Coffee (x1, 2.90) and Bête. Café (x1, 7.75). The total amount for the left panel is 13.85, and for the right panel is 10.65. A central menu is open, showing options: Move order (highlighted with a pink box), Split order, Merge orders, and Print order... Below the menu is a numeric keypad and payment options: INVOICE €, PIN €, and CASH €.

Item	Quantity	Price	Total
Cappuccino	x1	3.20	3.20
Coffee	x1	2.90	2.90
Bête. Café	x1	7.75	7.75
Total amount			13.85

Item	Quantity	Price	Total
Coffee	x1	2.90	2.90
Bête. Café	x1	7.75	7.75
Total amount			10.65

 Click on **Split order** to split the order on the same table.







The screenshot shows the booq POS interface for 'Tafel 3'. It displays two order lists and a central control panel. The left list shows items: Cappuccino (x1, 3.20), Coffee (x1, 2.90), and Bête. Café (x1, 7.75). The right list shows: Coffee (x1, 2.90) and Bête. Café (x1, 7.75). The total amount on the left is 13.85, and on the right is 10.65. The central panel has a 'Split order' button highlighted with a pink box. Below it is a numeric keypad and a payment section with 'INVOICE €', 'PIN €', and 'CASH €' options.


Cappuccino	x1	3.20	3.20
Coffee	x1	2.90	2.90
Bête. Café	x1	7.75	7.75


Coffee	x1	2.90	2.90
Bête. Café	x1	7.75	7.75


Input X

 Move order
  **Split order**
 Merge orders
  Print order...

7 8 9

4 5 6 

1 2 3 

0 00 . 


INVOICE €

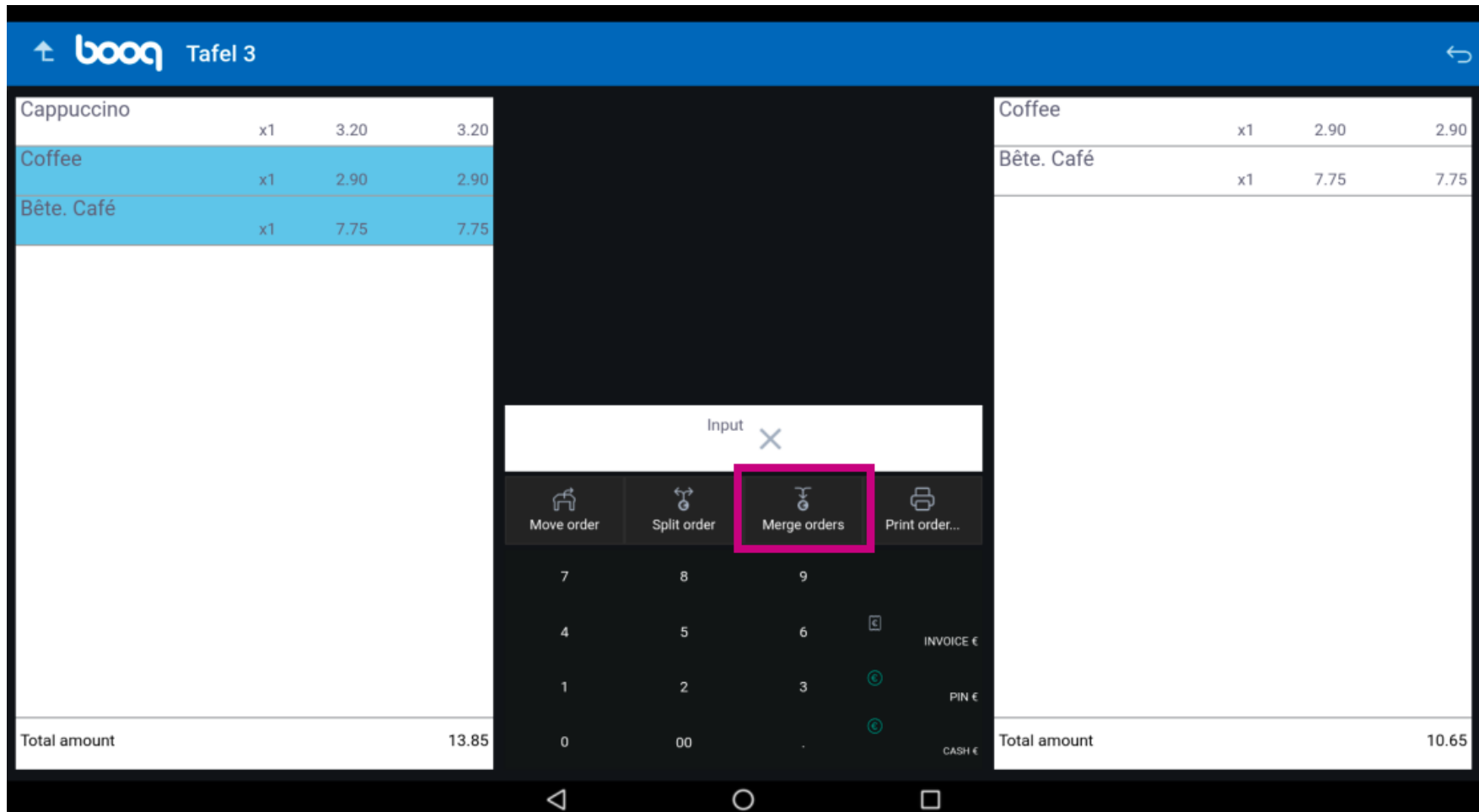
PIN €

CASH €

Total amount	13.85
--------------	-------

Total amount	10.65
--------------	-------

-  Click on **Merge order** and select the table/facilities you wish to merge to one order. **Note: you can only merge complete orders.**



The screenshot shows the booq POS interface for 'Tafel 3'. It displays two order lists and a central control panel. The left order list contains:

Cappuccino	x1	3.20	3.20
Coffee	x1	2.90	2.90
Bête. Café	x1	7.75	7.75
Total amount			13.85


The right order list contains:

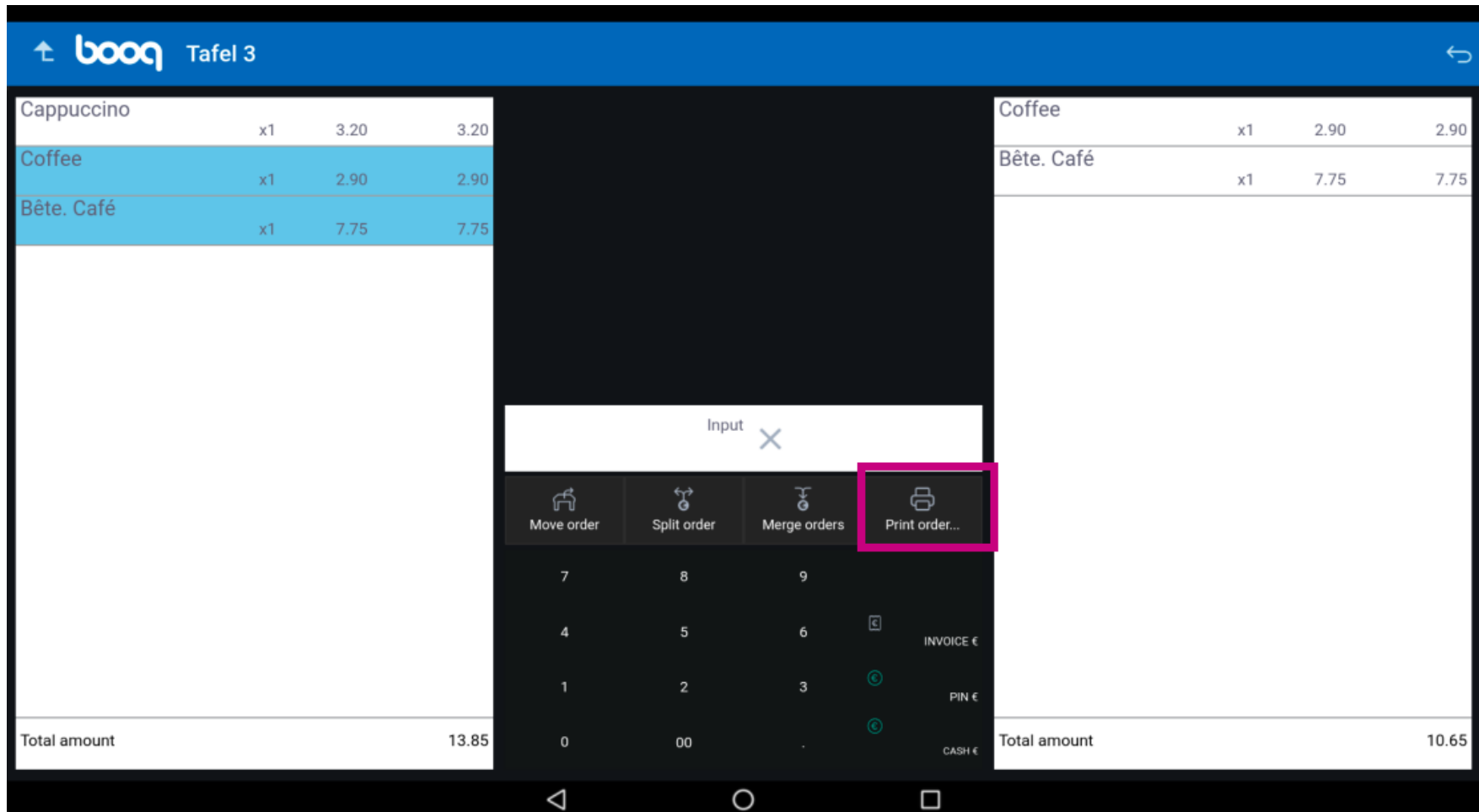
Coffee	x1	2.90	2.90
Bête. Café	x1	7.75	7.75
Total amount			10.65

The central control panel, titled 'Input', includes the following options:

- Move order
- Split order
- Merge orders** (highlighted with a pink box)
- Print order...

Below these options is a numeric keypad with digits 0-9, a decimal point, and a Euro symbol. To the right of the keypad are labels for 'INVOICE €', 'PIN €', and 'CASH €'.

-  Short press on **Print Order** to print a subnote. Long press on **Printer Order** to select a printer to print the subnote.



The screenshot shows the booq POS interface for 'Tafel 3'. It displays two order lists: one on the left and one on the right. The left list includes Cappuccino (x1, 3.20), Coffee (x1, 2.90), and Bête. Café (x1, 7.75). The right list includes Coffee (x1, 2.90) and Bête. Café (x1, 7.75). The total amount for the left list is 13.85, and for the right list is 10.65. A central 'Input' panel is visible, containing buttons for 'Move order', 'Split order', 'Merge orders', and 'Print order...'. The 'Print order...' button is highlighted with a pink box. Below the 'Input' panel is a numeric keypad and a section for payment options: 'INVOICE €', 'PIN €', and 'CASH €'.

Item	Qty	Price	Total
Cappuccino	x1	3.20	3.20
Coffee	x1	2.90	2.90
Bête. Café	x1	7.75	7.75
Total amount			13.85

Item	Qty	Price	Total
Coffee	x1	2.90	2.90
Bête. Café	x1	7.75	7.75
Total amount			10.65



booq - Split/Move/Merge order



That's it. You're done.

booq Tafel 3			
Cappuccino	x1	3.20	3.20
Coffee	x1	2.90	2.90
Bête. Café	x1	7.75	7.75
Total amount			13.85

Input X

Move order Split order Merge orders Print order...

7 8 9

4 5 6 INVOICE €

1 2 3 PIN €

0 00 . CASH €

Coffee	x1	2.90	2.90
Bête. Café	x1	7.75	7.75
Total amount			10.65



Scan to go to the interactive player