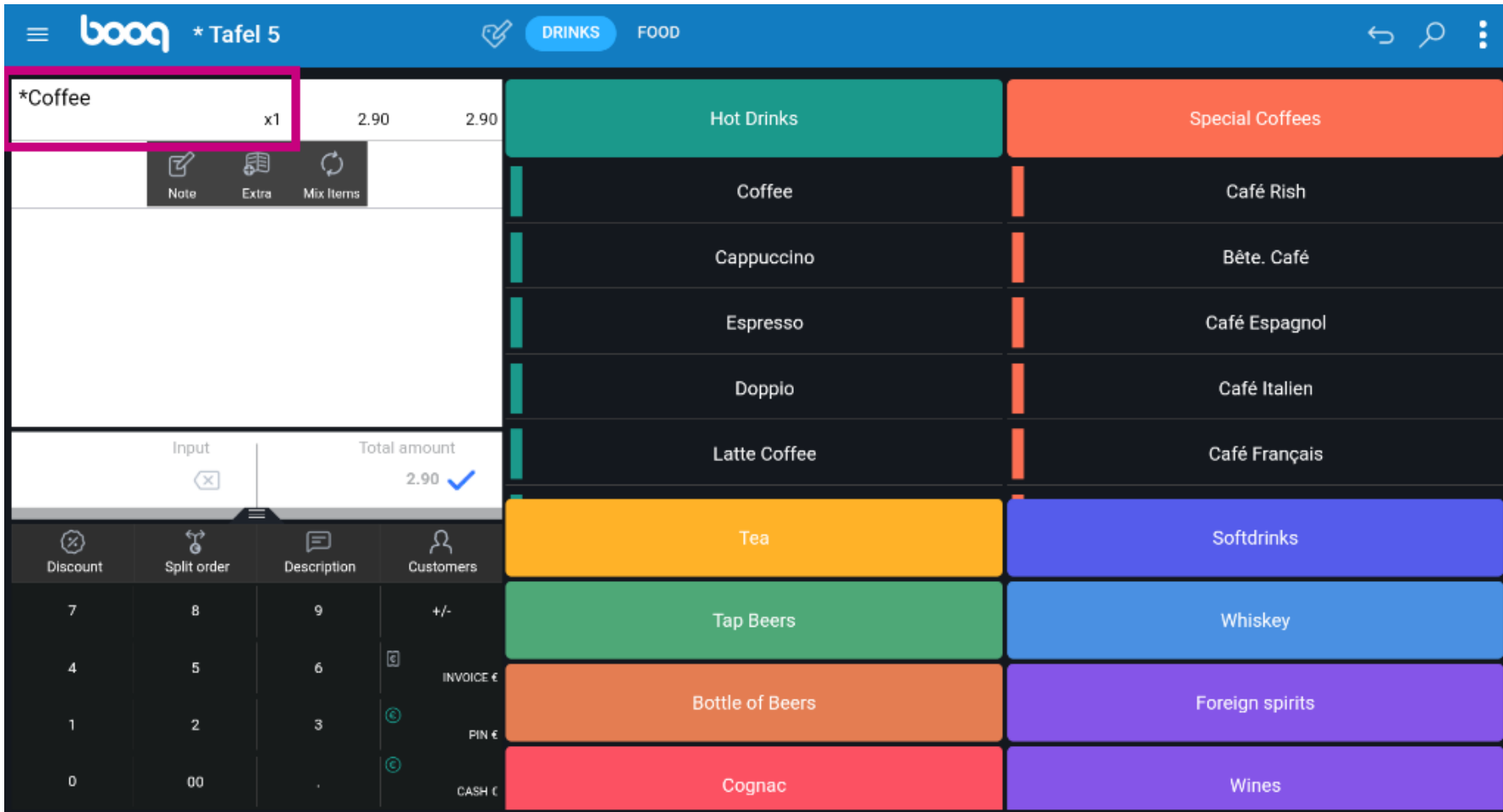




Click on the **article** to get features related to the item.



The screenshot displays the booq POS interface for a table named '*Tafel 5'. The top navigation bar includes a menu icon, the 'booq' logo, the table name, a checkmark icon, and buttons for 'DRINKS' and 'FOOD'. On the right side of the top bar are icons for back, search, and a vertical ellipsis.

The main interface is divided into several sections:

- Item Selection:** A white box at the top left contains the selected item '*Coffee' with a quantity of 'x1' and a price of '2.90'. Below this box are three buttons: 'Note', 'Extra', and 'Mix Items'.
- Category Grid:** A grid of colored buttons represents different categories:
 - Hot Drinks (Teal):** Coffee, Cappuccino, Espresso, Doppio, Latte Coffee.
 - Special Coffees (Orange):** Café Rish, Bête. Café, Café Espagnol, Café Italien, Café Français.
 - Tea (Yellow):** Tea.
 - Softdrinks (Blue):** Softdrinks.
 - Tap Beers (Green):** Tap Beers.
 - Whiskey (Light Blue):** Whiskey.
 - Bottle of Beers (Light Orange):** Bottle of Beers.
 - Foreign spirits (Purple):** Foreign spirits.
 - Cognac (Pink):** Cognac.
 - Wines (Dark Purple):** Wines.
- Input and Total:** A section below the item selection shows an 'Input' field with a clear button and a 'Total amount' of '2.90' with a blue checkmark.
- Bottom Bar:** Contains a numeric keypad (0-9, +/-) and buttons for 'Discount', 'Split order', 'Description', and 'Customers'. On the right side of the bottom bar are labels for 'INVOICE €', 'PIN €', and 'CASH €'.

Click on the **price** to get features related to the price.

The screenshot shows the booq POS interface for a table named '*Tafel 5'. The top bar includes the booq logo, a checkmark icon, and tabs for 'DRINKS' and 'FOOD'. The main area displays a list of items under the '*Coffee' category. The first item, '*Coffee', is selected and its price '2.90' is highlighted with a pink box. Below the item list, there are buttons for 'More', 'Less', 'Change', 'Discount', and 'Remove'. The bottom section shows the 'Input' field, 'Total amount' (2.90), and a numeric keypad. The right side of the screen features a grid of category buttons: Hot Drinks, Special Coffees, Tea, Softdrinks, Tap Beers, Whiskey, Bottle of Beers, Foreign spirits, and Cognac, Wines.

Item	Quantity	Price	Total
*Coffee	x1	2.90	2.90

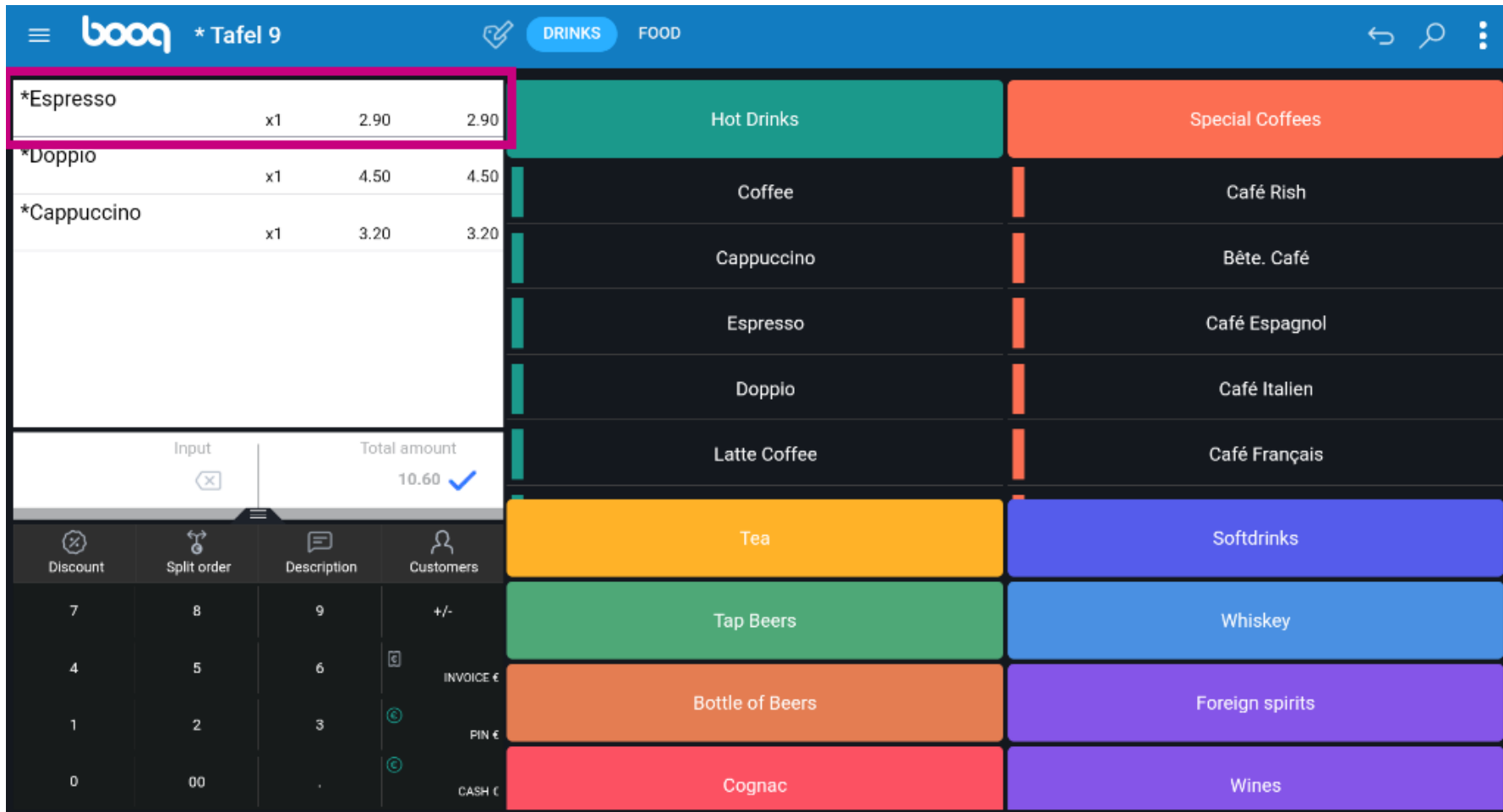
Input: [X] Total amount: 2.90 ✓

Buttons: Discount, Split order, Description, Customers

Grid Categories: Hot Drinks, Special Coffees, Tea, Softdrinks, Tap Beers, Whiskey, Bottle of Beers, Foreign spirits, Cognac, Wines



Long press on a **article** to enable the multi select.



The screenshot shows the booq POS interface for 'Tafel 9'. The top bar includes the booq logo, a menu icon, and navigation options for 'DRINKS' and 'FOOD'. A list of items is displayed on the left, with '*Espresso' highlighted by a pink border. Below the list is an input field and a total amount of 10.60. The bottom section features a numeric keypad and a grid of category buttons such as 'Hot Drinks', 'Special Coffees', 'Tea', 'Softdrinks', 'Tap Beers', 'Whiskey', 'Bottle of Beers', 'Foreign spirits', 'Cognac', and 'Wines'.

Item	Quantity	Price	Total
*Espresso	x1	2.90	2.90
*Doppio	x1	4.50	4.50
*Cappuccino	x1	3.20	3.20

Input: [X] Total amount: 10.60 ✓

Bottom Bar: Discount, Split order, Description, Customers

Grid Categories: Hot Drinks, Special Coffees, Tea, Softdrinks, Tap Beers, Whiskey, Bottle of Beers, Foreign spirits, Cognac, Wines

Select the articles you want to duplicate, add a discount to, or delete from the order.

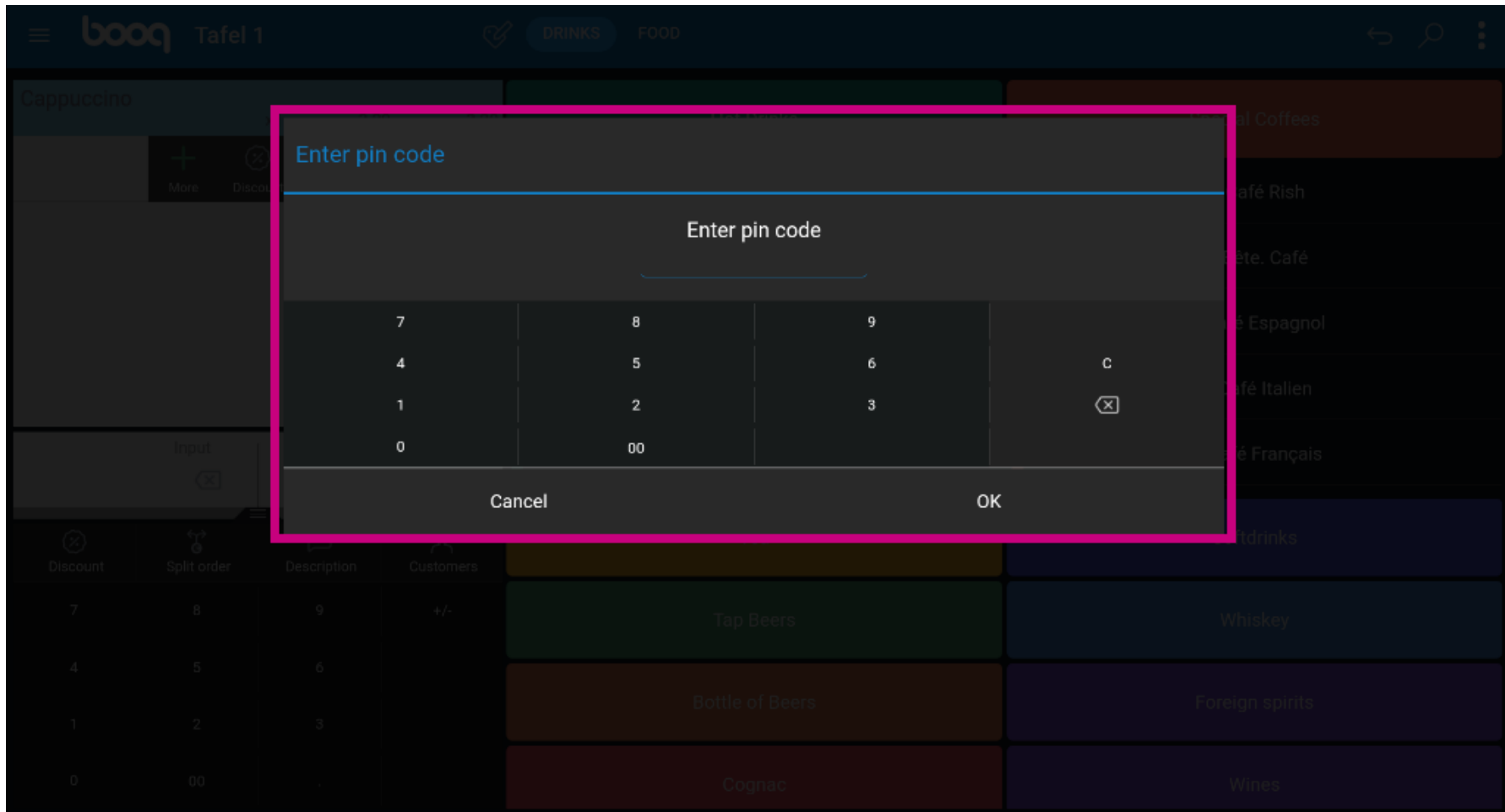
The screenshot shows the booq POS interface for 'Tafel 9'. The top bar includes the booq logo, the name 'Tafel 9', and navigation tabs for 'DRINKS' and 'FOOD'. A menu grid displays various beverage categories and items. A pink box highlights the order summary area on the left, which lists the items in the current order:


Item	Quantity	Unit Price	Total Price
*Espresso	x1	2.90	2.90
*Doppio	x1	4.50	4.50
*Cappuccino	x1	3.20	3.20

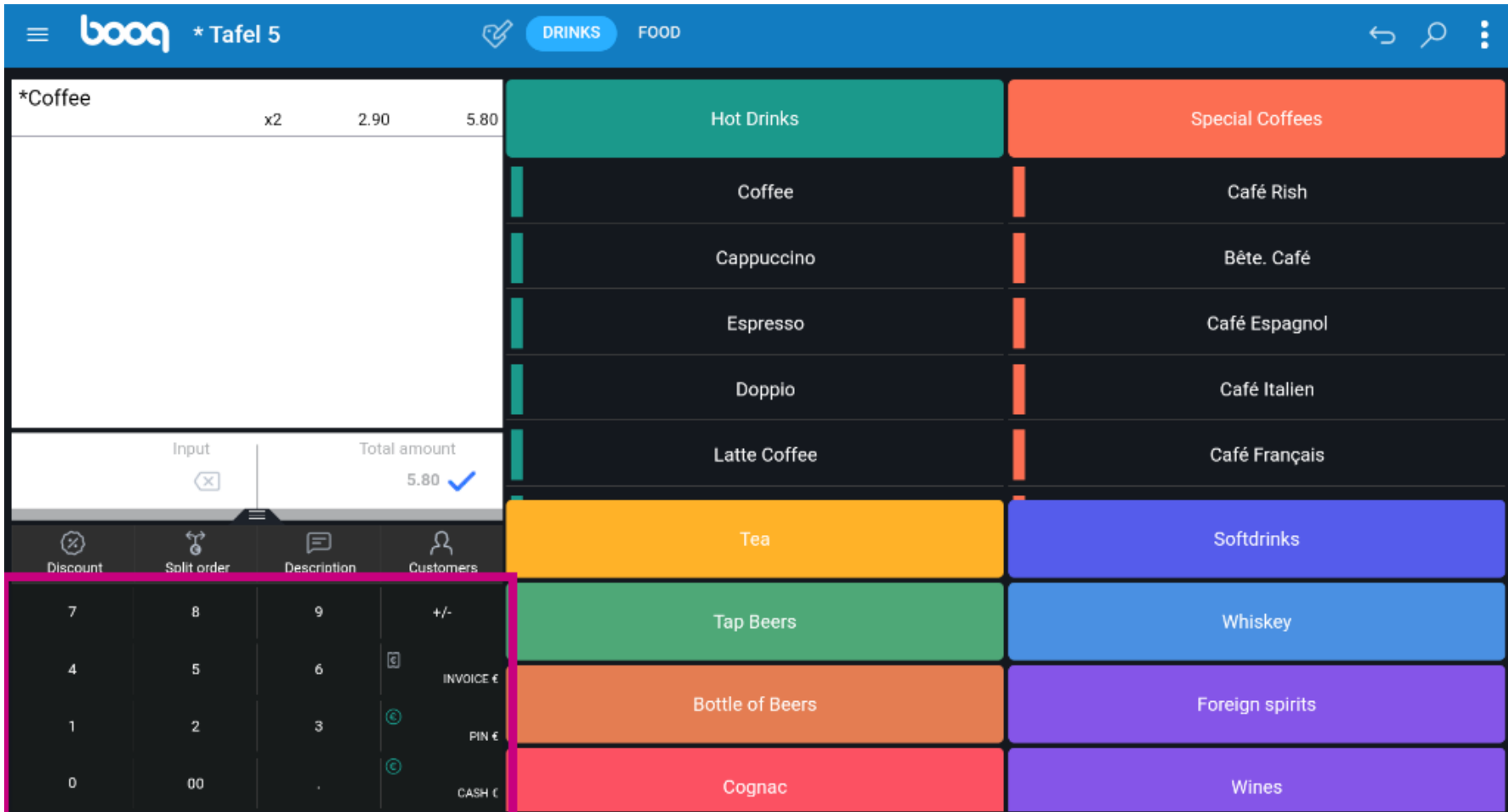
Below the list are three action buttons: '+ More' (green), 'Discount' (grey), and 'Remove' (red). At the bottom of the highlighted area, the 'Total amount' is shown as 10.60 with a blue checkmark. The bottom navigation bar contains icons for 'Discount', 'Split order', 'Description', and 'Customers'. The main menu grid includes categories like 'Hot Drinks', 'Special Coffees', 'Tea', 'Softdrinks', 'Tap Beers', 'Whiskey', 'Bottle of Beers', 'Foreign spirits', 'Cognac', and 'Wines'.



If you don't have permission to do this a pop-up appears to enter a management code.



-  On the payment keyboard you can add the amount the customer is paying or directly select a payment type. Maximum 3 payment types can be on the screen, if you have more then only the first 2 are showed.



The screenshot displays the booq POS interface for a table named '*Tafel 5'. The top navigation bar includes the booq logo, a checkmark icon, and tabs for 'DRINKS' (selected) and 'FOOD'. On the right, there are icons for back, search, and a menu.

The main menu is divided into two columns:

- Hot Drinks (Green Header):** Coffee, Cappuccino, Espresso, Doppio, Latte Coffee.
- Special Coffees (Red Header):** Café Rish, Bête. Café, Café Espagnol, Café Italien, Café Français.
- Tea (Yellow Header):** (No items listed)
- Softdrinks (Blue Header):** (No items listed)
- Tap Beers (Green Header):** (No items listed)
- Whiskey (Light Blue Header):** (No items listed)
- Bottle of Beers (Orange Header):** (No items listed)
- Foreign spirits (Purple Header):** (No items listed)
- Cognac (Red Header):** (No items listed)
- Wines (Purple Header):** (No items listed)

On the left side, there is an order summary for '*Coffee' (x2, 2.90 each, 5.80 total). Below it is an 'Input' field with a clear button and a 'Total amount' of 5.80 with a checkmark. At the bottom left is a numeric keypad with buttons for Discount, Split order, Description, Customers, and a +/- sign.

At the bottom right, there is a payment keyboard with buttons for:

- INVOICE €
- PIN €
- CASH €

- i If the customer pays with a higher amount than the order you can add the amount and select the payment.

The screenshot shows the booq POS interface for a table named '*Tafel 5'. The top bar includes the booq logo, a checkmark icon, and buttons for 'DRINKS' and 'FOOD'. A search icon and a menu icon are also present.

The main area is divided into two columns of menu items. The left column is currently empty, and the right column shows a list of coffee and drink options:


- Hot Drinks** (teal header): Coffee, Cappuccino, Espresso, Doppio, Latte Coffee
- Special Coffees** (orange header): Café Rish, Bête. Café, Café Espagnol, Café Italien, Café Français
- Tea** (yellow header)
- Tap Beers** (green header)
- Bottle of Beers** (orange header)
- Cognac** (red header)
- Softdrinks** (blue header)
- Whiskey** (light blue header)
- Foreign spirits** (purple header)
- Wines** (purple header)

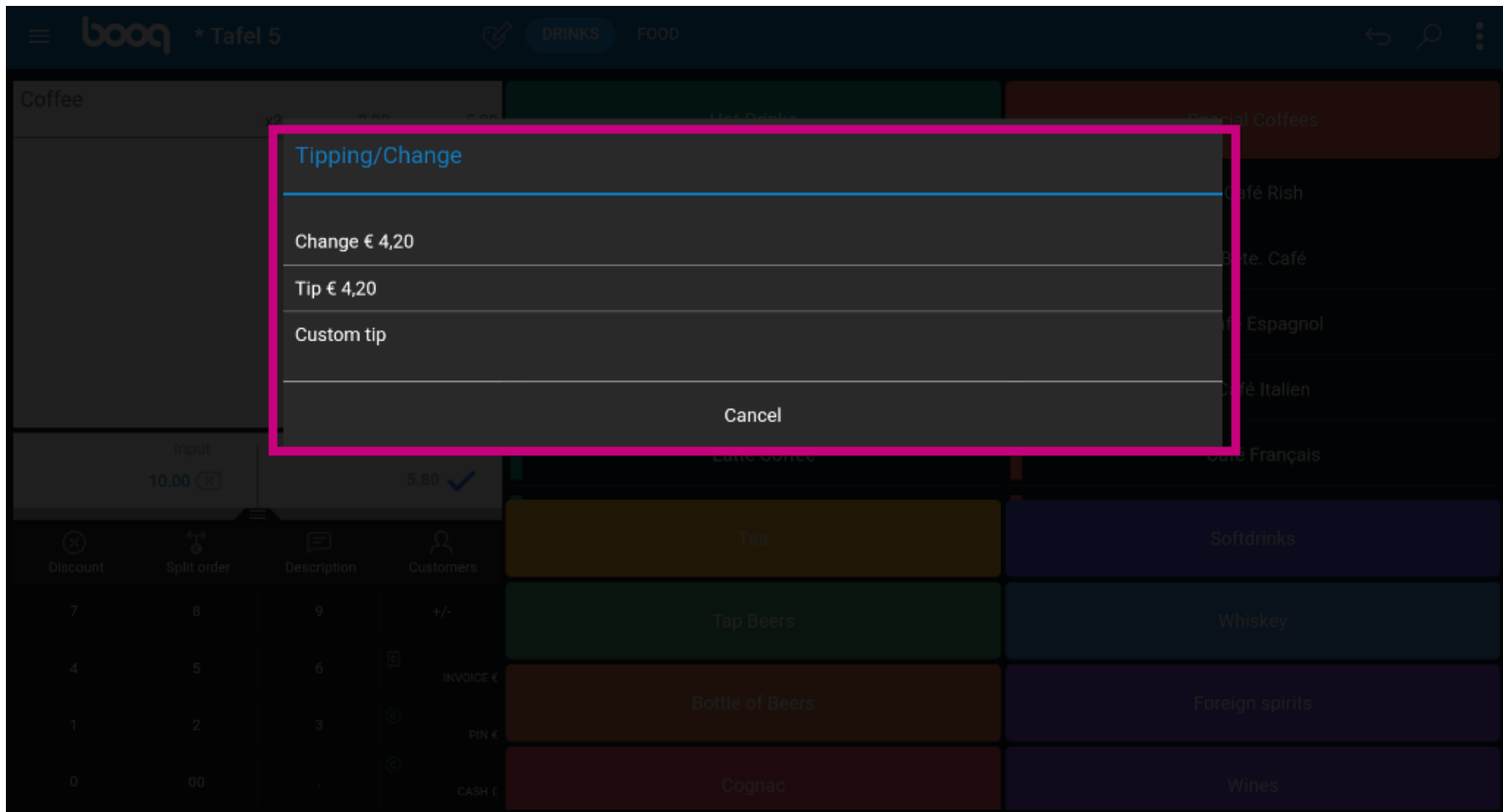
At the bottom left, there is a numeric keypad with digits 0-9 and a +/- sign. To its right, there are icons for 'Discount', 'Split order', 'Description', and 'Customers'. Below the keypad, there are labels for 'INVOICE €', 'PIN €', and 'CASH €'.

The bottom right section of the screen shows the order summary:

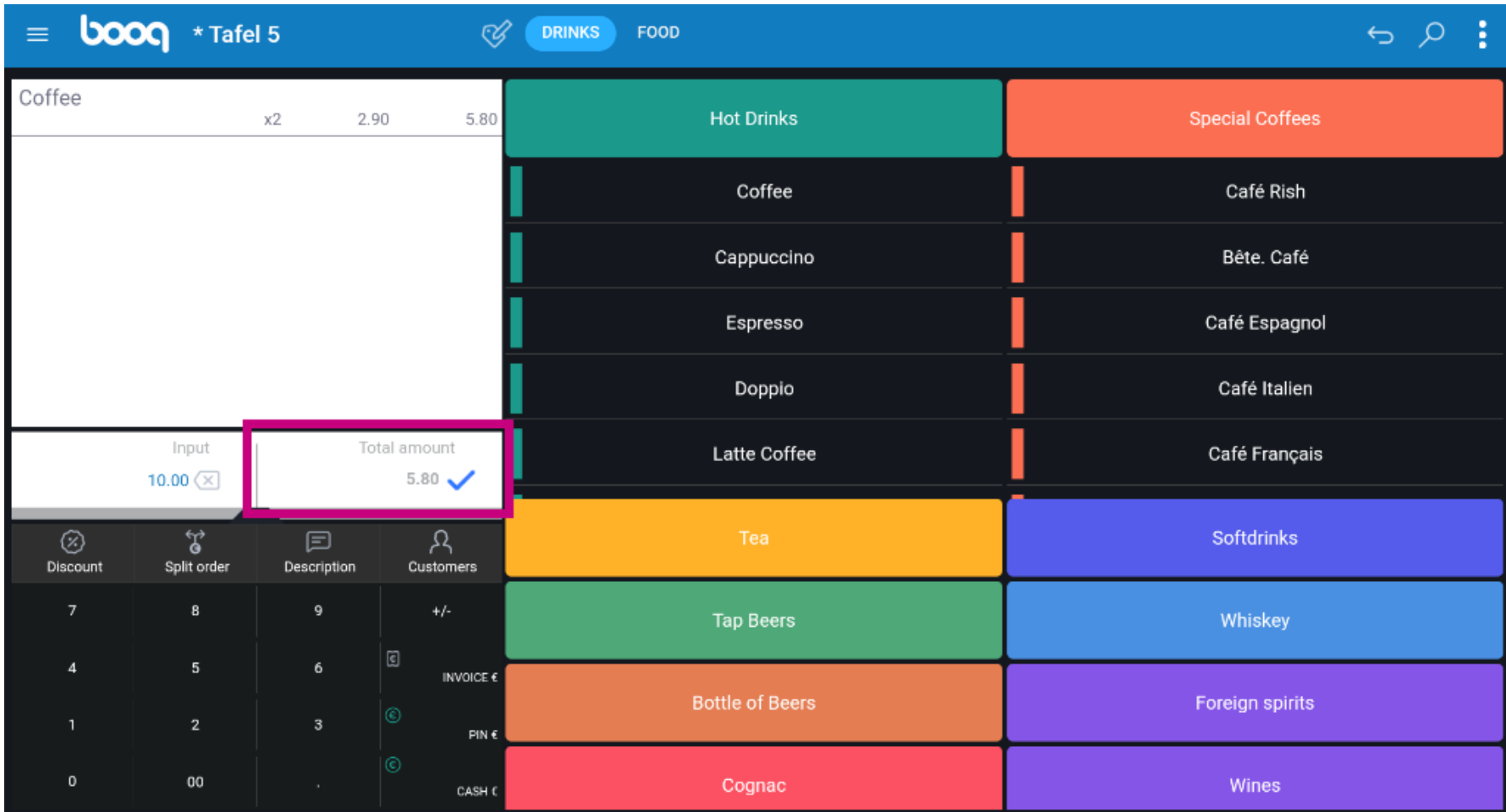
Description	Quantity	Unit Price	Total
*Coffee	x2	2.90	5.80

Below the summary, there is an 'Input' field with the value '10.00' and a 'Total amount' field with the value '5.80' and a checkmark icon.

-  A pop-up will appear where you can choose how to allocate the extra amount. You can choose either **change**, **tip**, or **divide** the amount between these two options.



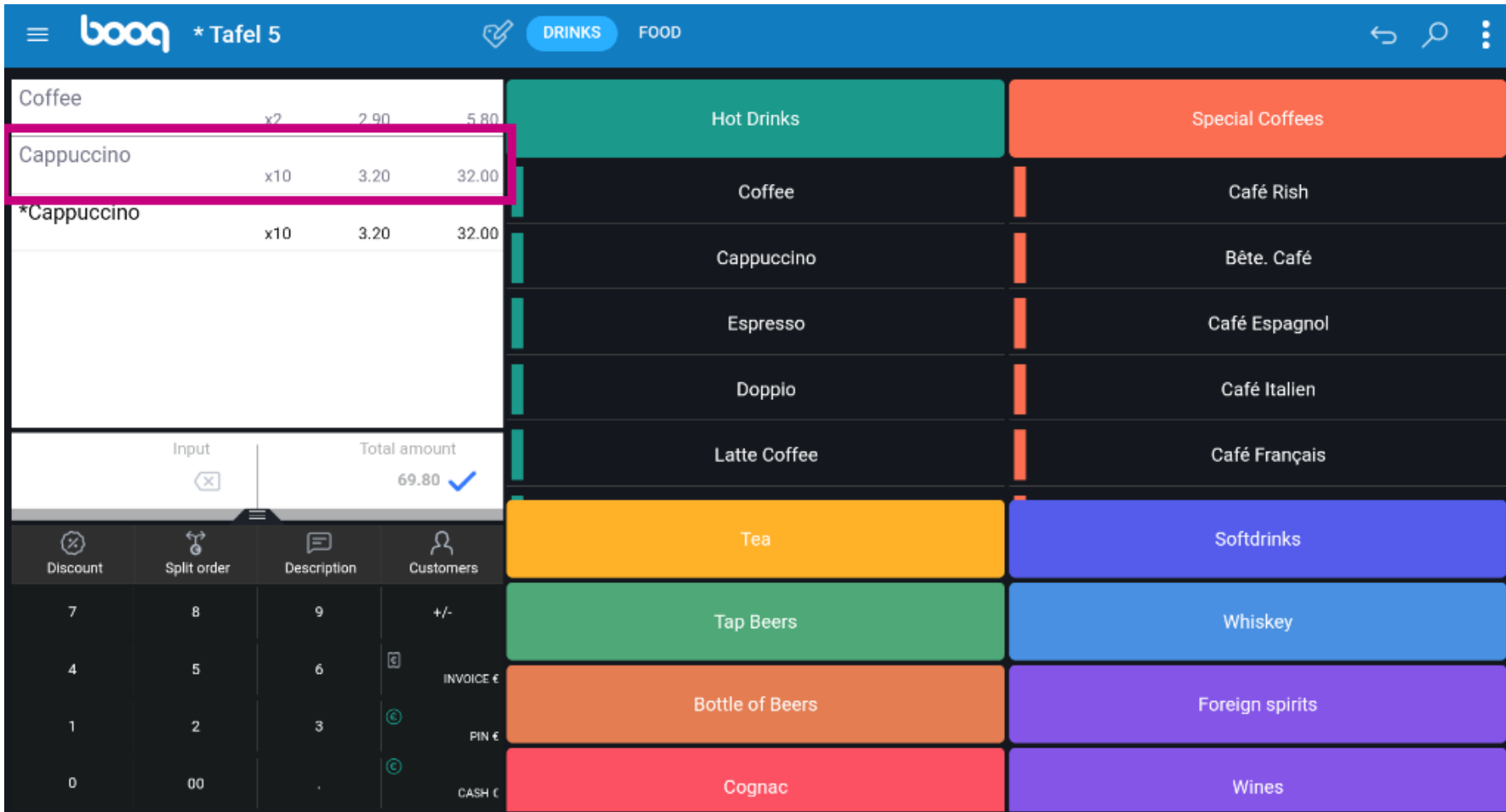
-  To confirm the order you can press short on the **total amount** field.



The screenshot displays the booq POS interface for a table named "Tafel 5". The interface is divided into several sections:

- Header:** Includes the booq logo, table name "Tafel 5", and navigation tabs for "DRINKS" and "FOOD".
- Order Summary:** Shows a list of items. In this case, "Coffee" is listed with a quantity of "x2", a unit price of "2.90", and a total of "5.80".
- Input Fields:** Located at the bottom left, there is an "Input" field showing "10.00" and a "Total amount" field showing "5.80" with a blue checkmark. The "Total amount" field is highlighted with a pink box.
- Product Grid:** A grid of product categories and items:
 - Hot Drinks:** Coffee, Cappuccino, Espresso, Doppio, Latte Coffee.
 - Special Coffees:** Café Rish, Bête. Café, Café Espagnol, Café Italien, Café Français.
 - Tea:** (Category)
 - Softdrinks:** (Category)
 - Tap Beers:** (Category)
 - Whiskey:** (Category)
 - Bottle of Beers:** (Category)
 - Foreign spirits:** (Category)
 - Cognac:** (Category)
 - Wines:** (Category)
- Bottom Panel:** Contains a numeric keypad (0-9, +/-), function buttons (Discount, Split order, Description, Customers), and payment options (INVOICE €, PIN €, CASH €).

-  A light grey article means an article is confirmed, you can repeat the line by **clicking** it.

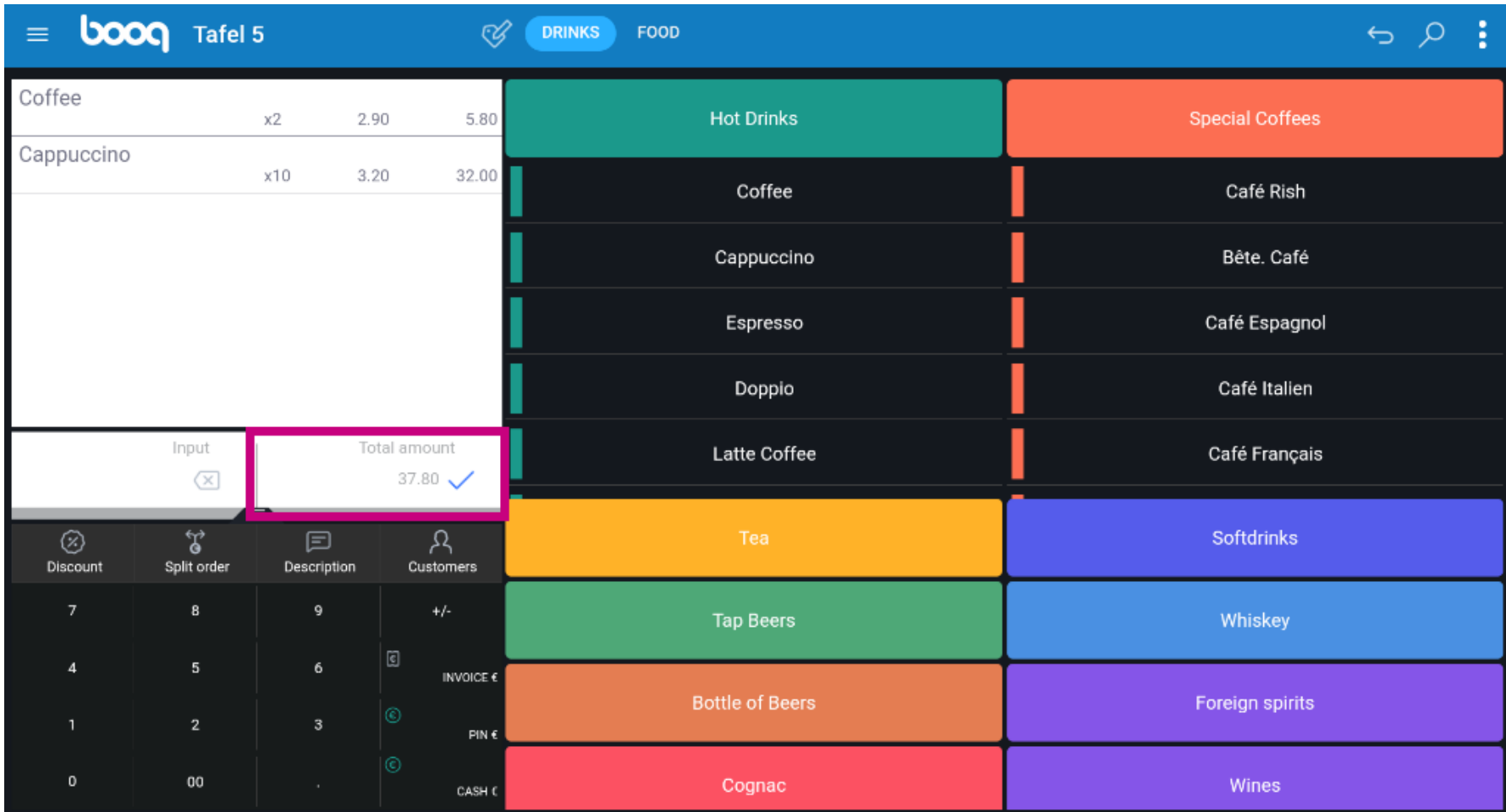


The screenshot shows the booq POS interface for a table named 'Tafel 5'. The interface is divided into several sections:

- Header:** Includes the booq logo, table name '* Tafel 5', and navigation buttons for 'DRINKS' and 'FOOD'.
- Order List:** A table showing the current order items:

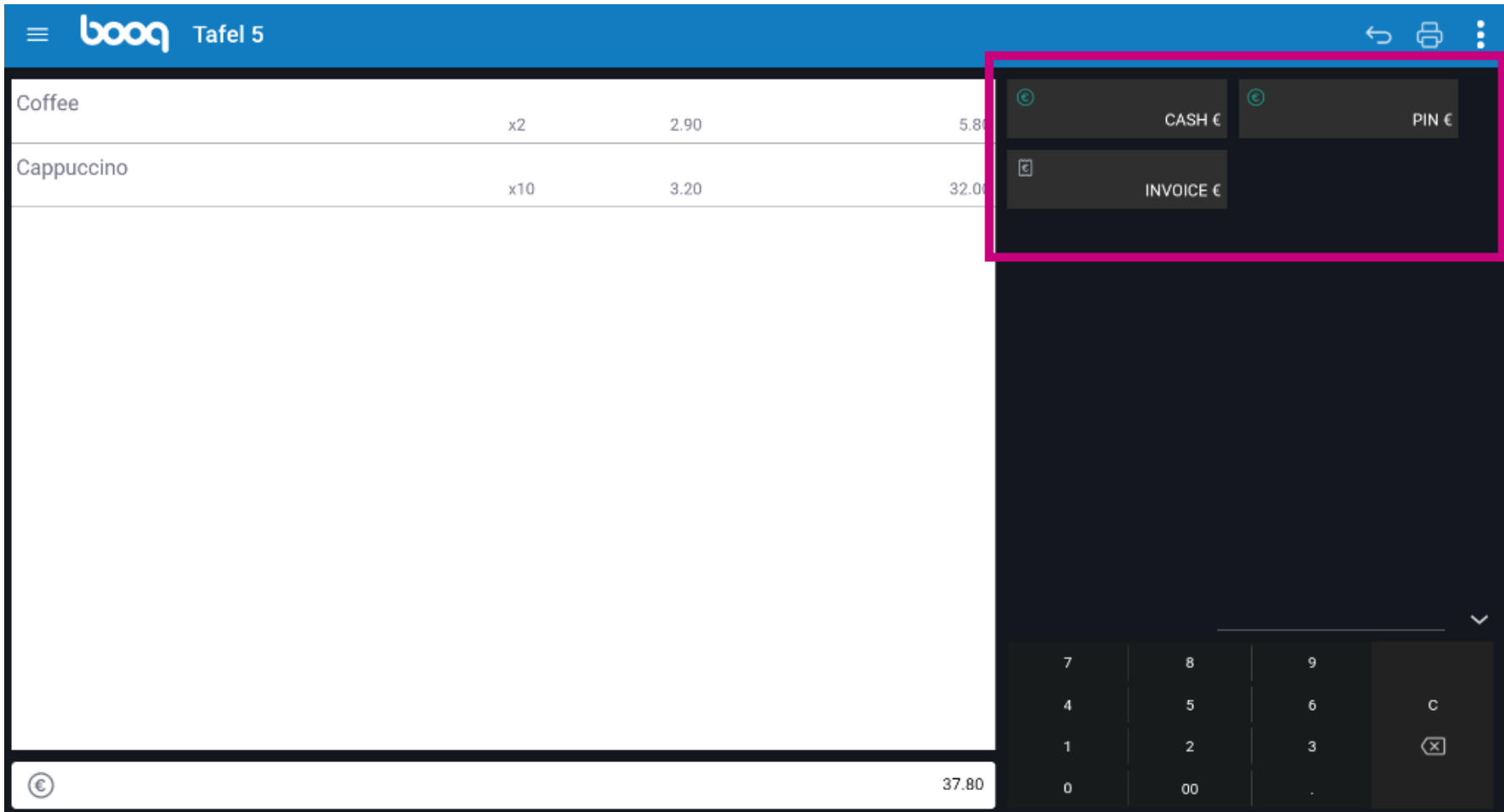
Item	Quantity	Unit Price	Total Price
Coffee	x2	2.90	5.80
Cappuccino	x10	3.20	32.00
*Cappuccino	x10	3.20	32.00
- Summary:** Shows 'Input' and 'Total amount' of 69.80 with a checkmark.
- Bottom Panel:** Contains a numeric keypad (0-9, +/-) and buttons for 'Discount', 'Split order', 'Description', and 'Customers'.
- Menu Grid:** A grid of colorful buttons for various drink categories:
 - Hot Drinks (Tea, Tap Beers, Bottle of Beers, Cognac)
 - Special Coffees (Café Rish, Bête. Café, Café Espagnol, Café Italien, Café Français)
 - Softdrinks
 - Whiskey
 - Foreign spirits
 - Wines

-  Long press the **total amount** to go to the payment detail screen.



The screenshot shows the booq POS interface for 'Tafel 5'. The top bar includes the booq logo, a menu icon, and navigation options for 'DRINKS' and 'FOOD'. The main menu is divided into sections: 'Hot Drinks' (green), 'Special Coffees' (orange), 'Tea' (yellow), 'Softdrinks' (blue), 'Tap Beers' (green), 'Whiskey' (blue), 'Bottle of Beers' (orange), 'Foreign spirits' (purple), and 'Cognac' (red). The 'Wines' category is also visible at the bottom right. The left sidebar contains a list of items: 'Coffee' (x2, 2.90, 5.80) and 'Cappuccino' (x10, 3.20, 32.00). Below the list is an 'Input' field and a 'Total amount' field showing '37.80' with a checkmark. The bottom bar features a numeric keypad (0-9, +/-, .) and buttons for 'Discount', 'Split order', 'Description', and 'Customers'. Payment options are listed on the right: 'INVOICE €', 'PIN €', and 'CASH €'.

-  Long press the **payment type** to pay and close the order.



The screenshot displays the booq POS interface for 'Tafel 5'. The main area shows an order list with the following items:

Item	Quantity	Unit Price	Total Price
Coffee	x2	2.90	5.80
Cappuccino	x10	3.20	32.00

The total amount is 37.80 €. A payment modal is open on the right side, highlighted with a pink border. The modal contains three options: 'CASH €', 'PIN €', and 'INVOICE €'. Below the modal is a numeric keypad with digits 0-9, a decimal point, and a 'C' (clear) button. The bottom status bar shows the total amount 37.80 €.



That's it. You're done.

The screenshot displays the booq POS interface for a table named 'Tafel 5'. The main display area shows a receipt with the following items:

Item	Quantity	Unit Price	Total Price
Coffee	x2	2.90	5.80
Cappuccino	x10	3.20	32.00

The total amount is 37.80 €. The interface includes a payment panel on the right with options for 'CASH €', 'PIN €', and 'INVOICE €'. A numeric keypad is visible at the bottom right, and a status bar at the bottom left shows the currency symbol (€) and the total amount (37.80).



Scan to go to the interactive player