

- If the customer is paying with a greater amount or wants to tip, type in the amount the Customer needs to pay by clicking on the **numbers** in the highlighted area., **Note: If the customer wants to add a tip, type in the total amount plus the tip.**

The screenshot shows the booq checkout interface for 'Tafel 2'. The top bar includes the booq logo, a menu icon, and navigation options for 'DRINKS' and 'FOOD'. The main area displays a list of items with their quantities and prices:

Item	Quantity	Price	Total
Cappuccino	x1	3.20	3.20
Café Espagnol	x1	7.75	7.75
Doppio	x1	4.50	4.50

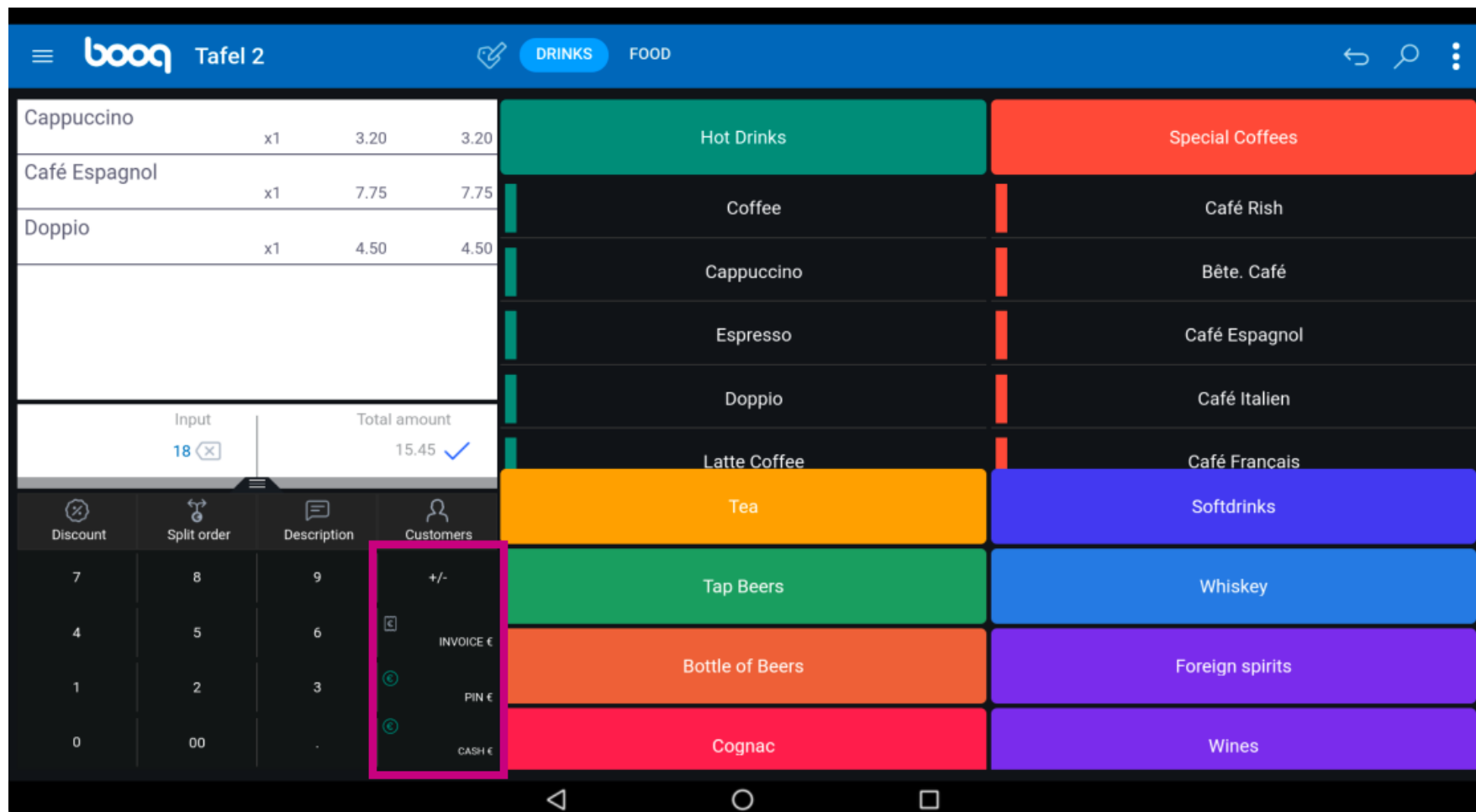
Below the list, there is an 'Input' field and a 'Total amount' field showing 15.45. The bottom navigation bar includes icons for 'Discount', 'Split order', 'Description', and 'Customers'. A numeric keypad is visible at the bottom left, highlighted in pink, with the following layout:

7	8	9
4	5	6
1	2	3
0	00	.

The right side of the interface shows a grid of menu categories and items, including 'Hot Drinks', 'Special Coffees', 'Coffee', 'Cappuccino', 'Espresso', 'Doppio', 'Latte Coffee', 'Tea', 'Softdrinks', 'Tap Beers', 'Whiskey', 'Bottle of Beers', 'Foreign spirits', 'Cognac', and 'Wines'.



After adding the Input, select the Customers preferred payment method. **Note: you can only choose between the payment methods that are available in your restaurant.**



The screenshot shows the booq POS interface for 'Tafel 2'. The top bar includes the booq logo, a menu icon, and navigation buttons for 'DRINKS' and 'FOOD'. The main area displays a list of items on the left and a grid of menu categories on the right. The items list includes:

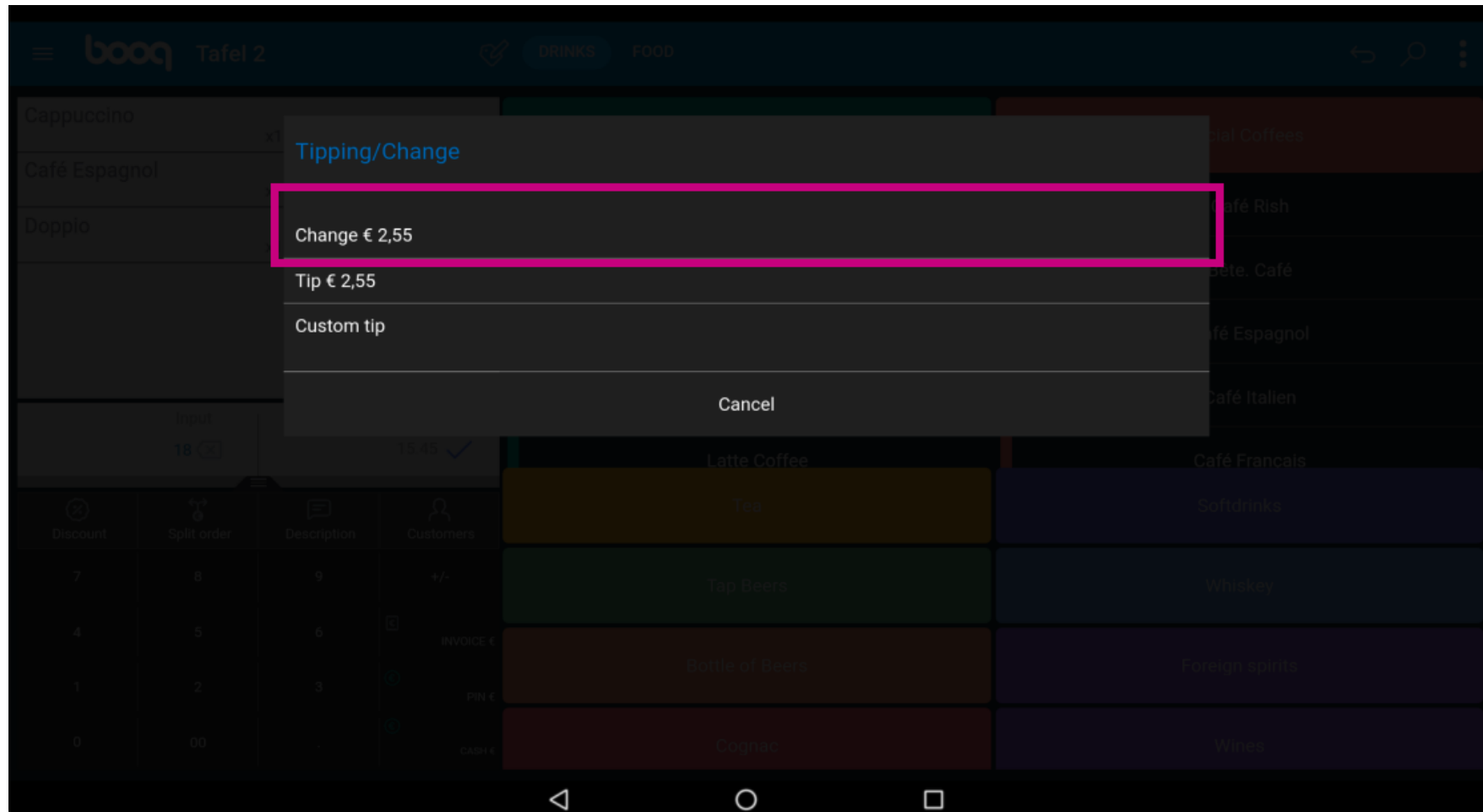
Item	Qty	Unit Price	Total
Cappuccino	x1	3.20	3.20
Café Espagnol	x1	7.75	7.75
Doppio	x1	4.50	4.50

Below the items list, there is an 'Input' field with the value '18' and a 'Total amount' of '15.45'. At the bottom left, there is a numeric keypad and a 'Customers' panel. The 'Customers' panel is highlighted with a pink box and contains the following options:

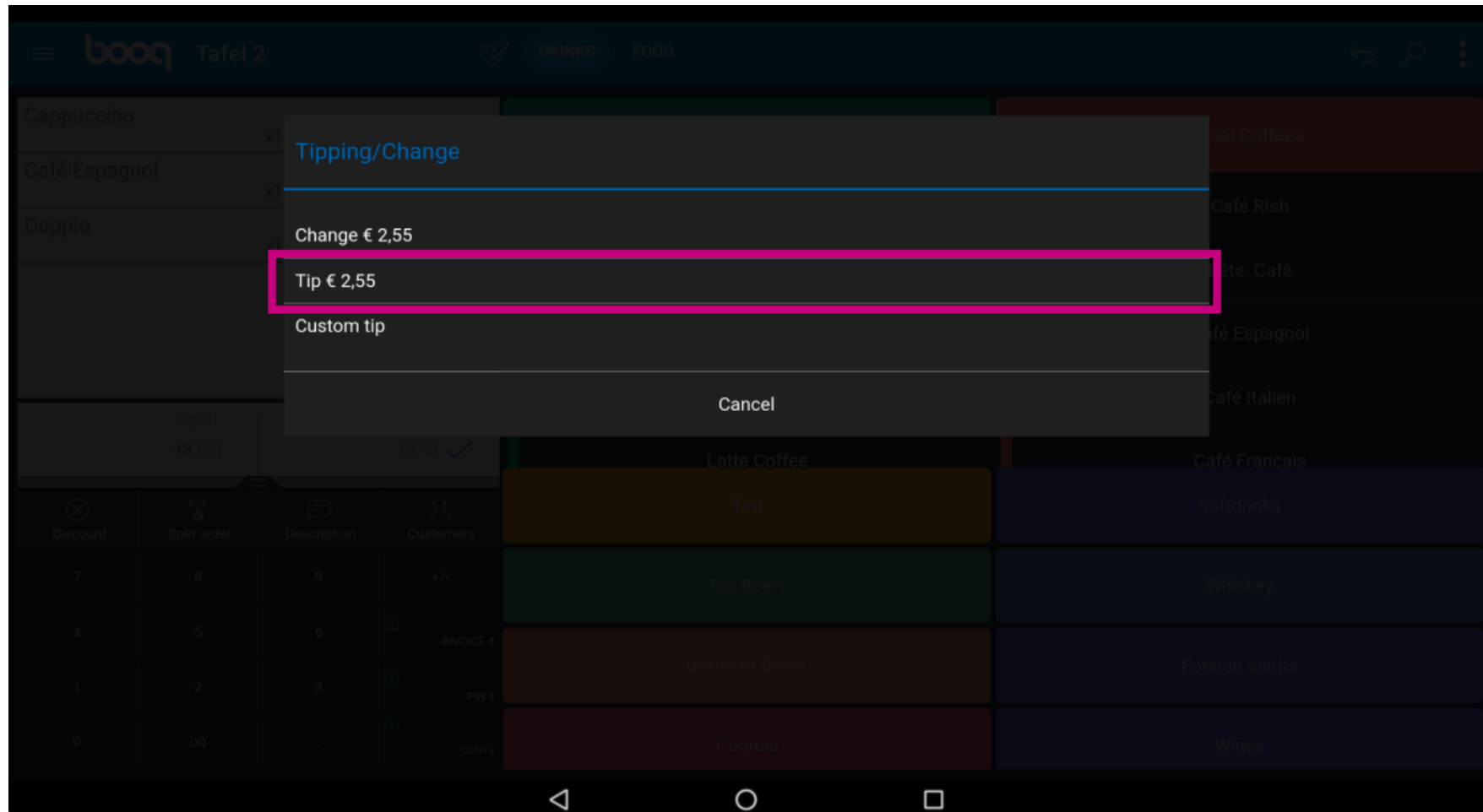
- +/-
- INVOICE €
- PIN €
- CASH €

The menu grid on the right is organized into two columns. The left column includes: Hot Drinks, Coffee, Cappuccino, Espresso, Doppio, Latte Coffee, Tea, Tap Beers, Bottle of Beers, and Cognac. The right column includes: Special Coffees, Café Rish, Bête. Café, Café Espagnol, Café Italien, Café Francais, Softdrinks, Whiskey, Foreign spirits, and Wines.

- 
 By clicking on **Change € 2,55** you can easily give back the extra Input to the Customer.

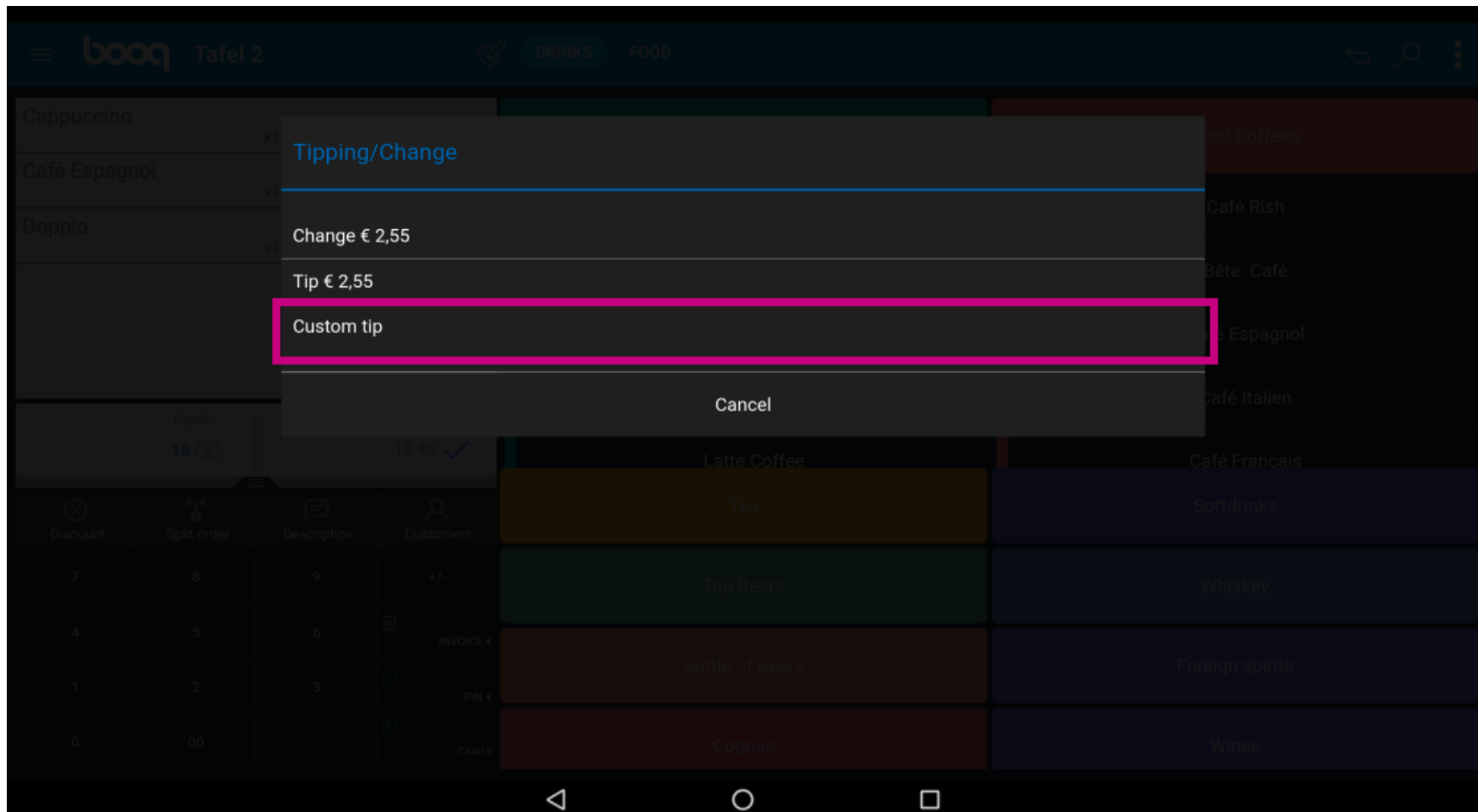


- 
 By clicking on **Tip € 2,55**, the extra Input can easily be tipped at the Customers request.



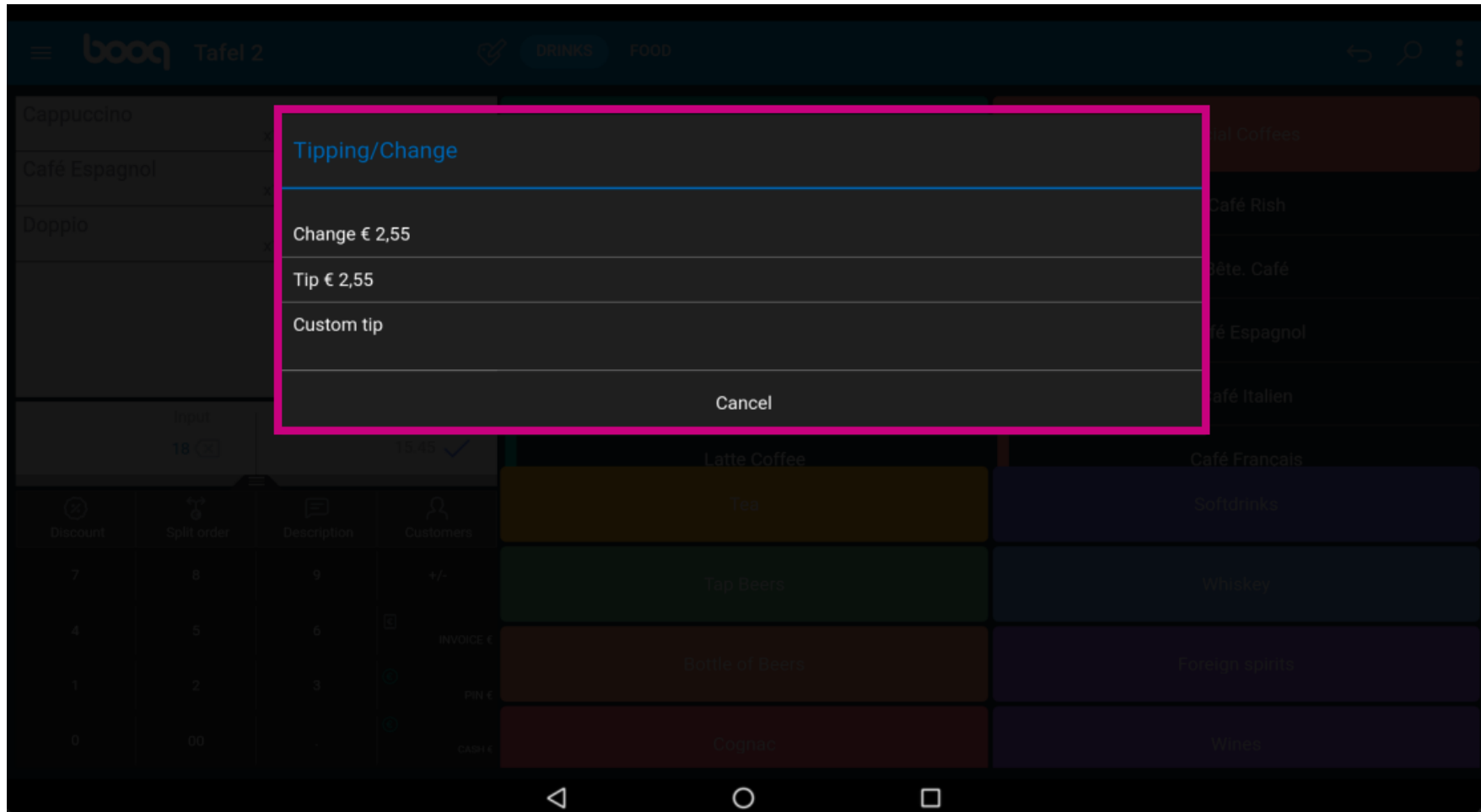


By clicking on **Custom tip** you can easily modify the extra Input. Example: Extra Input is € 2,55 and by clicking on **Custom Input** the Customer can tip € 2 and get € 0,55 back.





That's it. You're done.





Scan to go to the interactive player