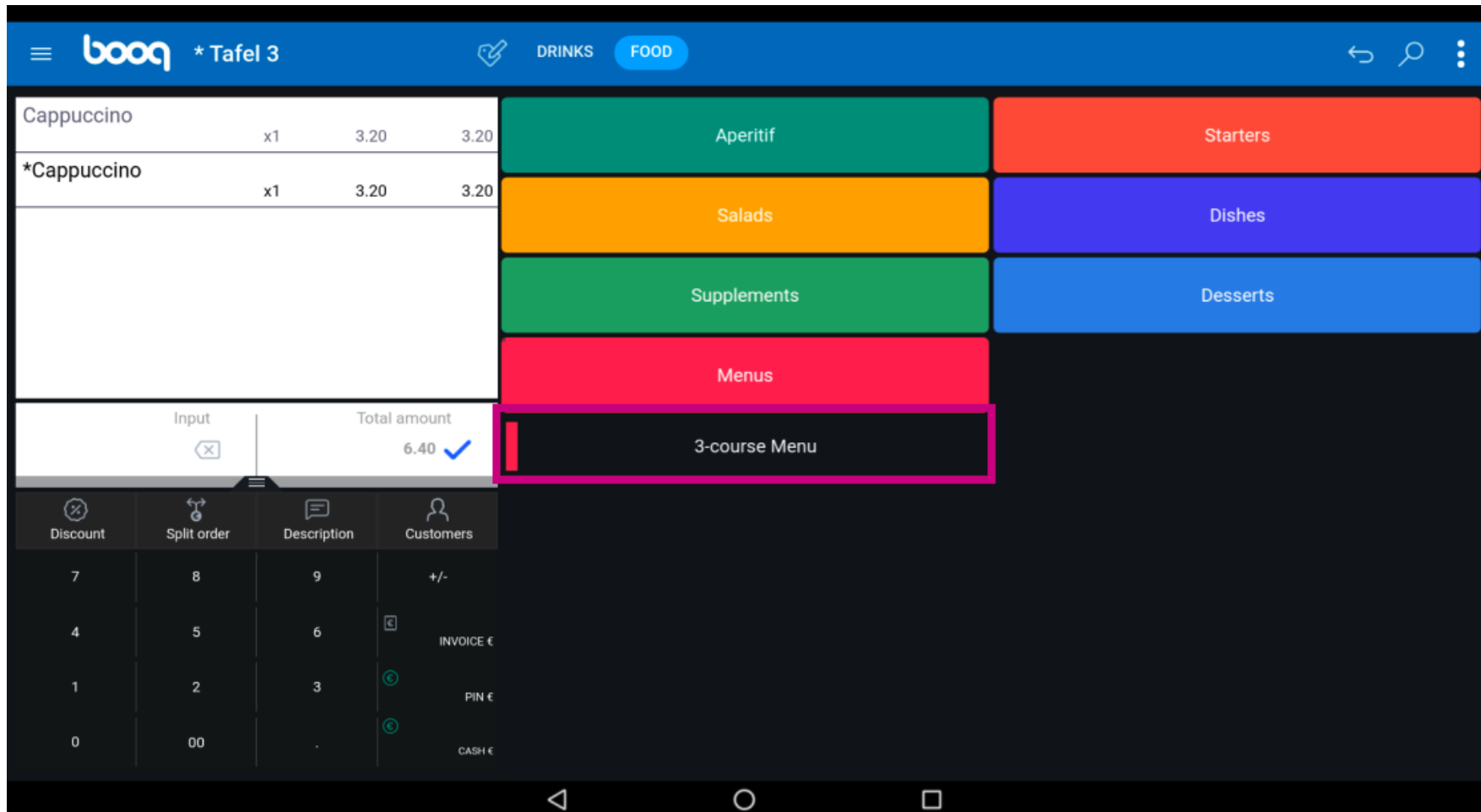




Click on **3-course Menu**.

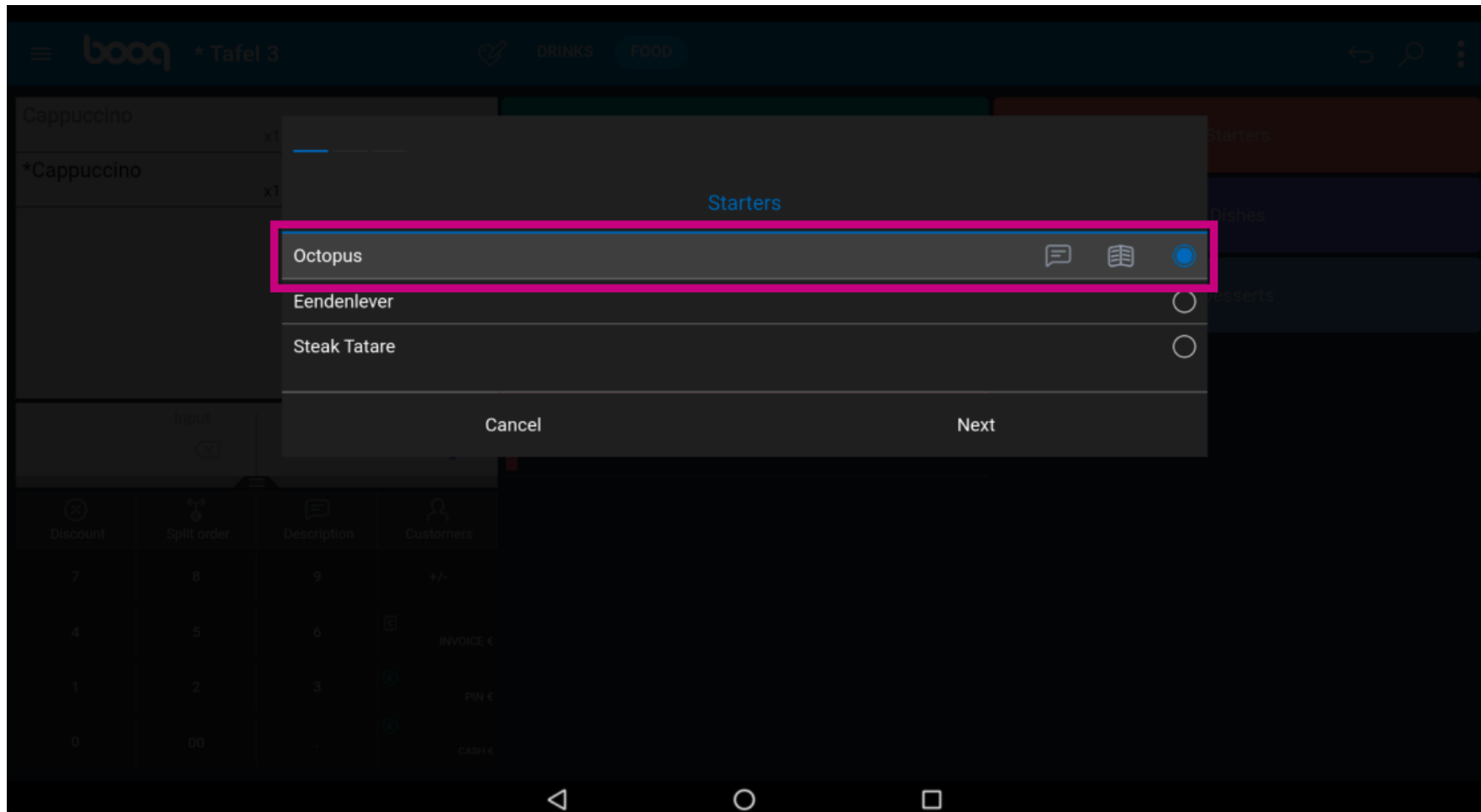


The screenshot shows the booq POS interface for a table named '* Tafel 3'. The top bar includes the booq logo, table name, and navigation tabs for 'DRINKS' and 'FOOD'. The main area is divided into a left order list and a right menu grid. The order list contains two items: 'Cappuccino' (x1, 3.20) and '*Cappuccino' (x1, 3.20). The menu grid includes categories like 'Aperitif', 'Starters', 'Salads', 'Dishes', 'Supplements', 'Desserts', and 'Menus'. The '3-course Menu' item is highlighted with a pink border. At the bottom, there is a numeric keypad and a total amount of 6.40.

Input	Total amount
	6.40 ✓

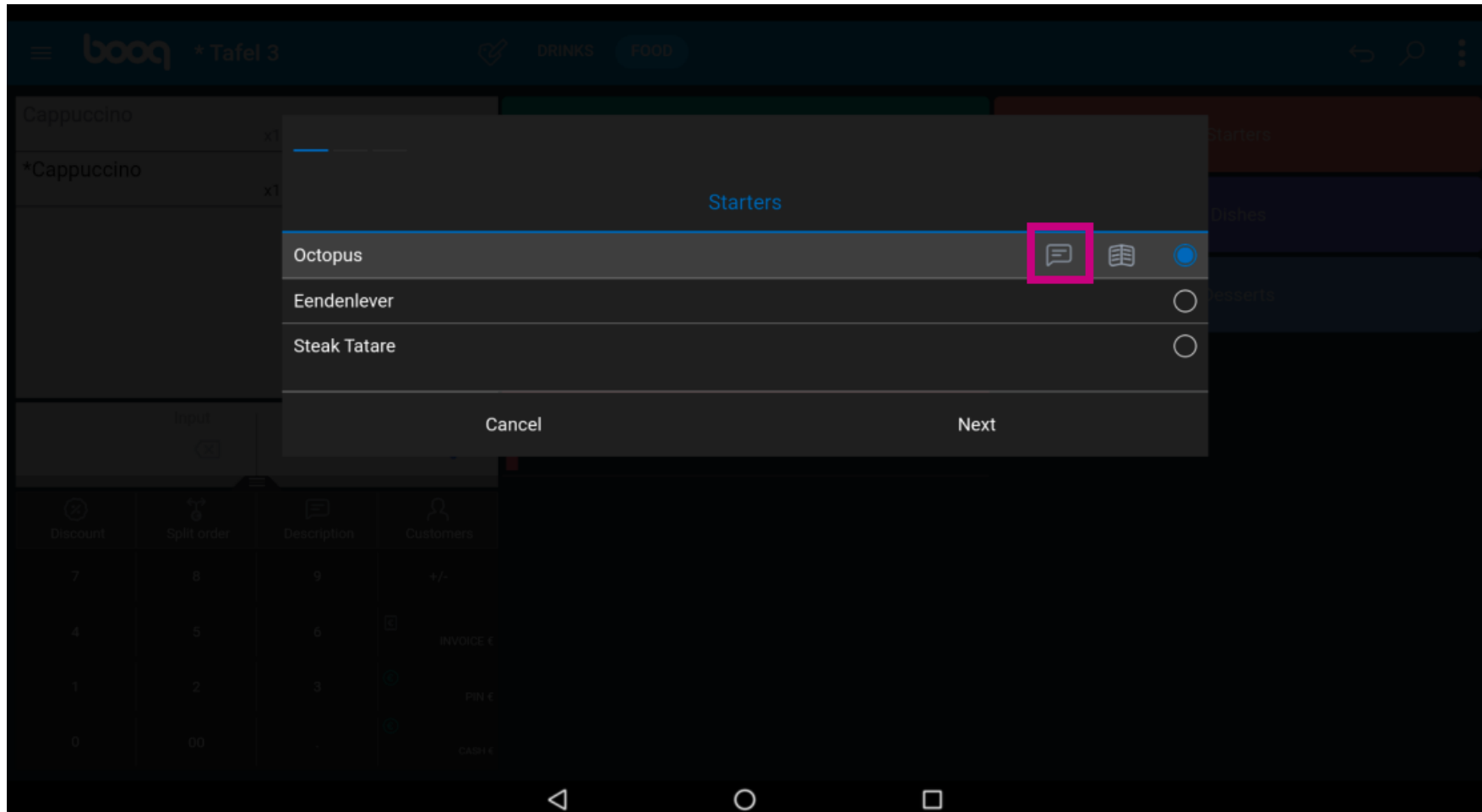


Select a **Starter**.

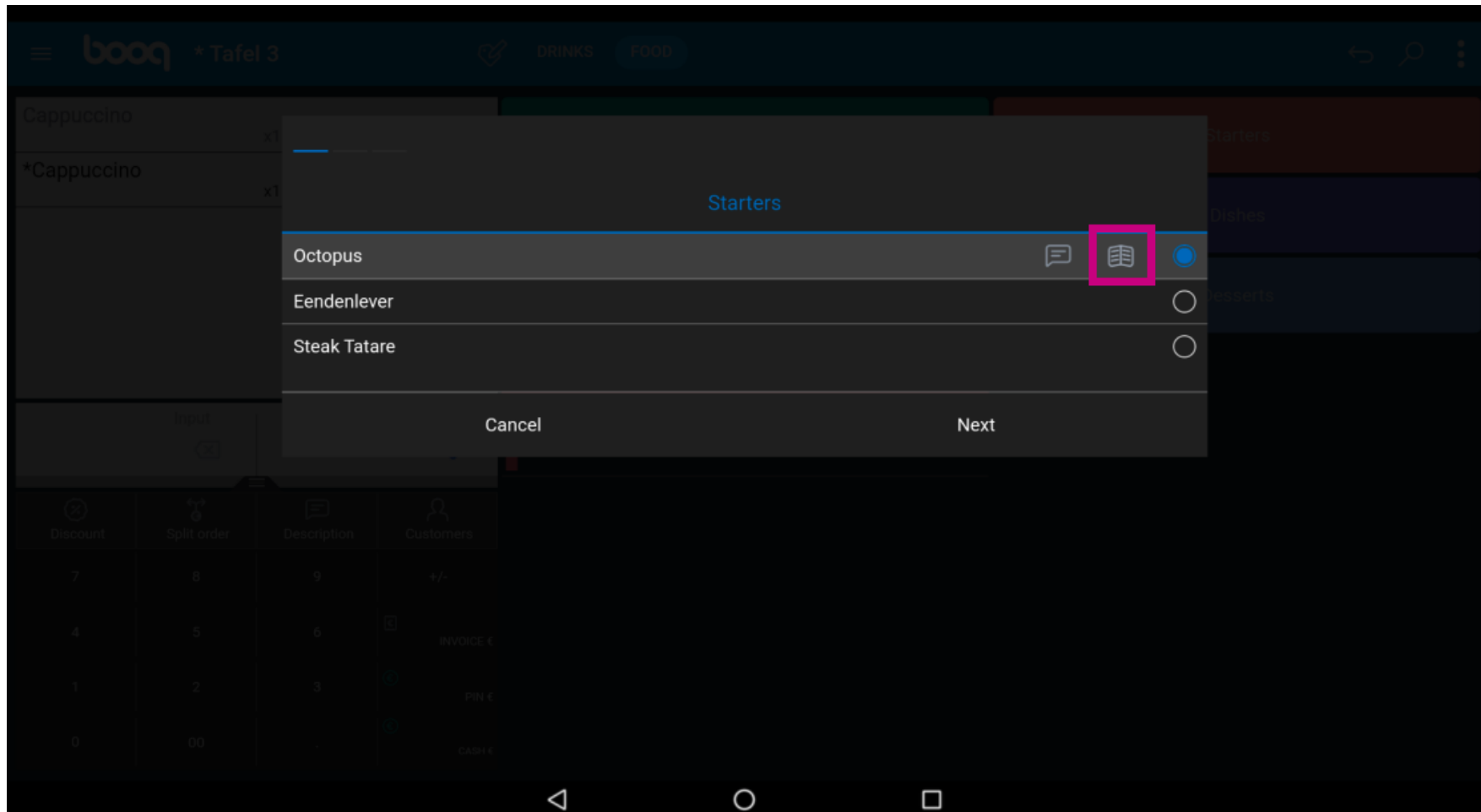




Click on **text ballon icon** to add a note.

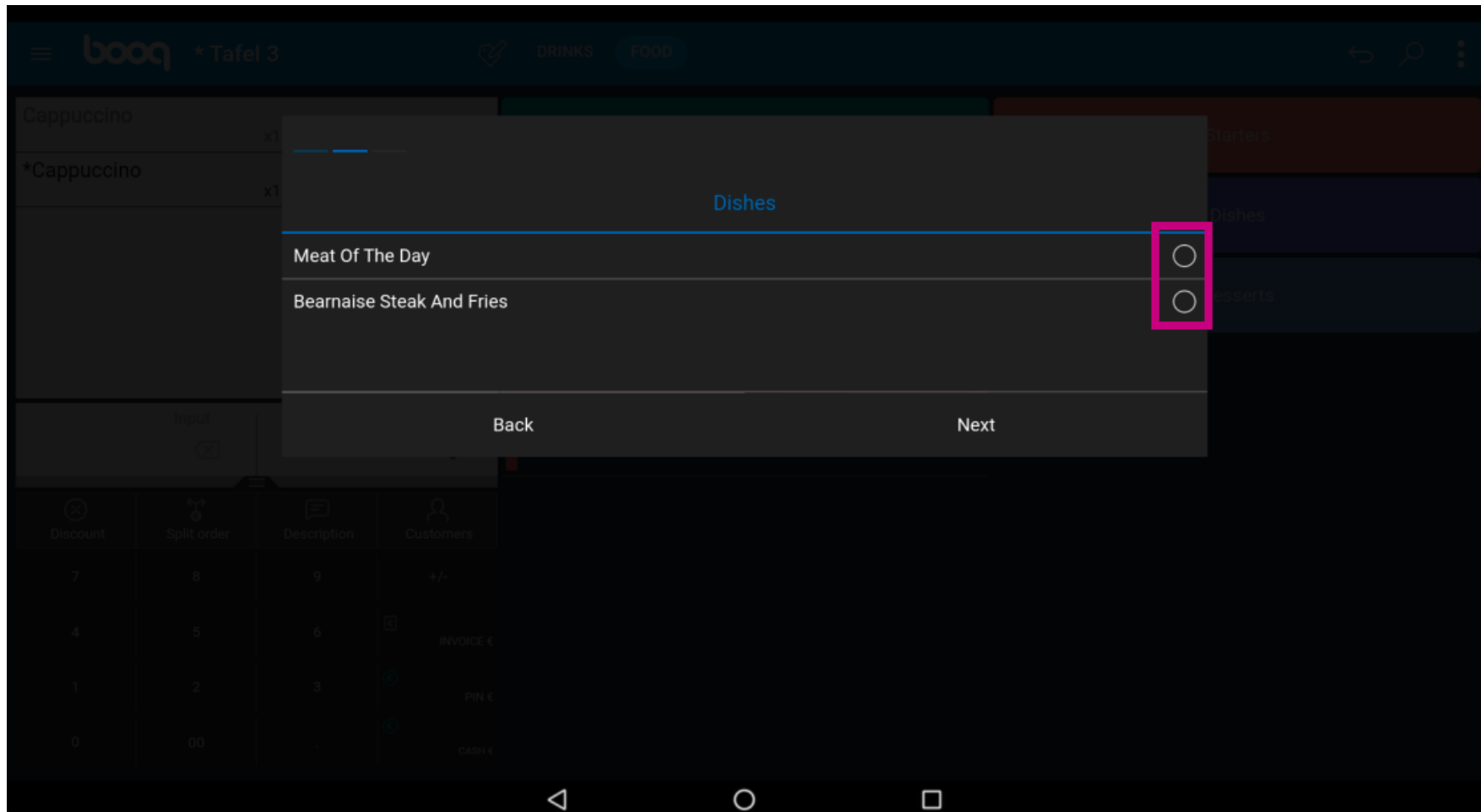


 Click on **book icon** to get the list of predefined options.



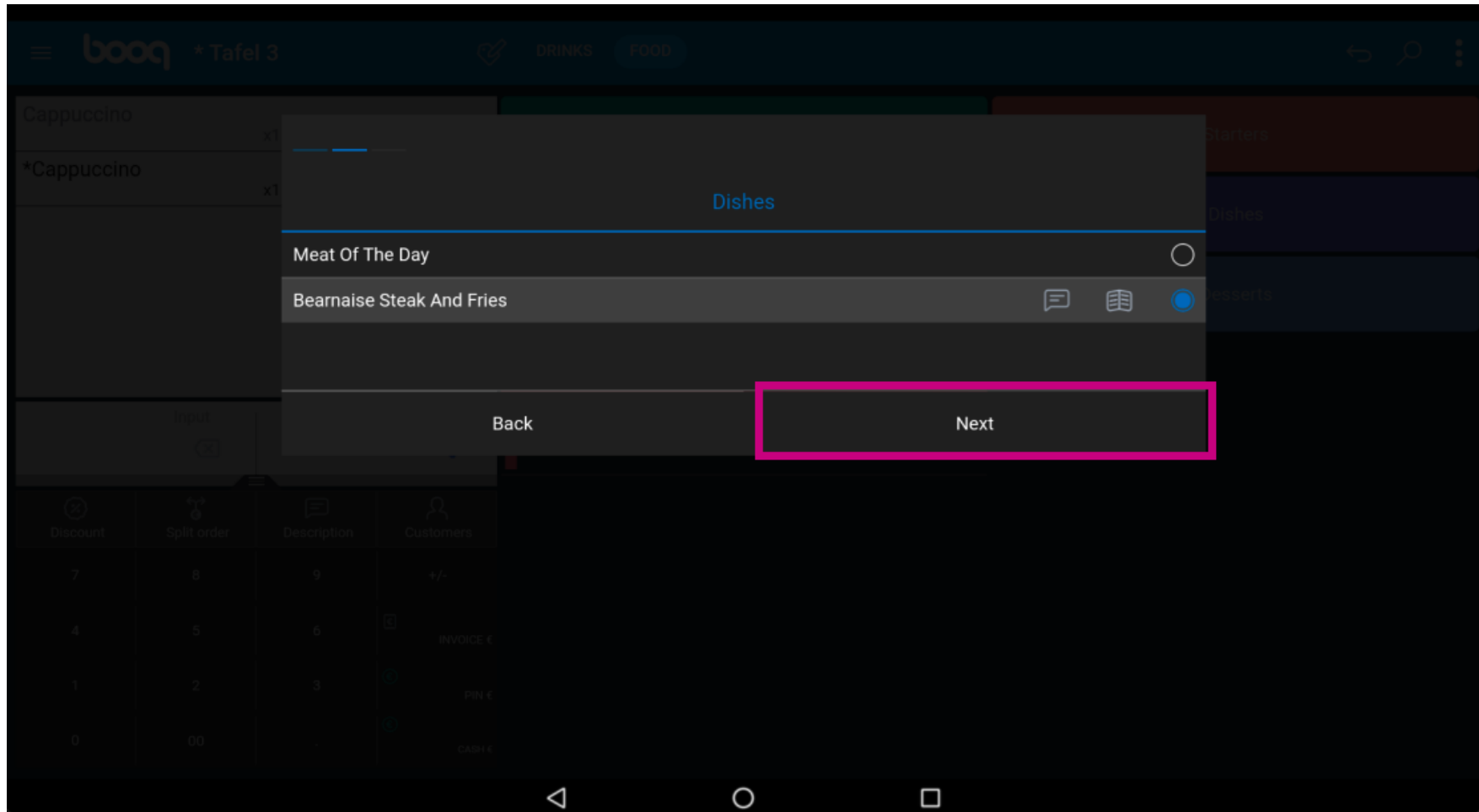


Click your **main Dish** by ticking the circle.

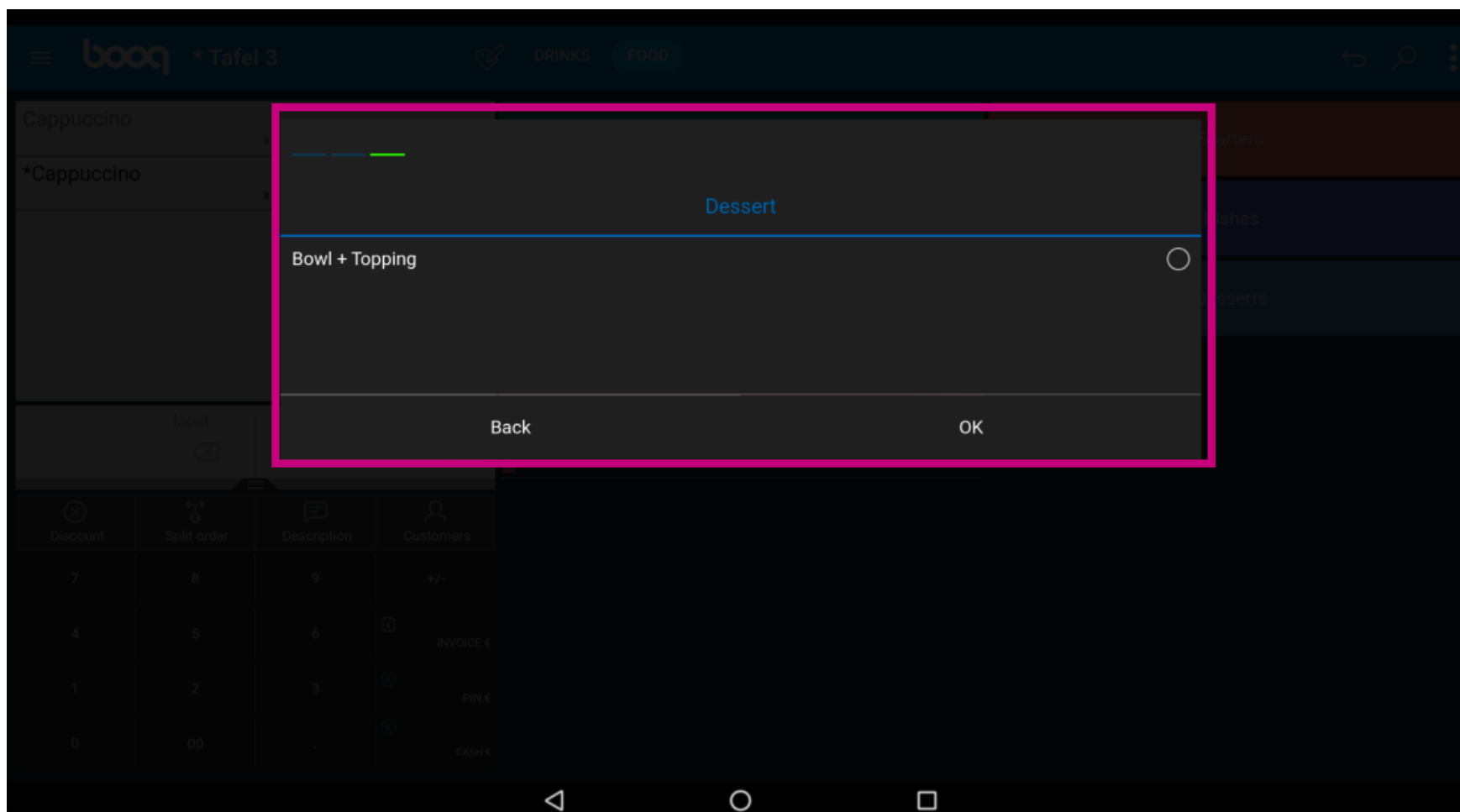




Click on **Next**.



- i In this case don't select any **dessert** yet. **Note: we will select a dessert which is not in this 3-course menu.**





With the french menu you don't have to order all choices directly. If you didn't order everything of the menu you get a message **Not fully ordered**.

The screenshot shows the booq POS interface for a table named '* Tafel 1'. The top bar includes the booq logo, a checkmark icon, and tabs for 'DRINKS' and 'FOOD'. The main menu is divided into several categories: Aperitif (green), Starters (orange), Salads (yellow), Dishes (purple), Supplements (green), Desserts (blue), and Menus (red). The '3-course Menu' is highlighted with a pink border and contains the items 'Octopus', 'Bearnaise Steak And Fr...', and a warning message 'Not fully ordered'. Below the menu, there is a 'Modify' and 'Split' button, an 'Input' field, and a 'Total amount' of 25.35. The bottom section features a numeric keypad and buttons for 'Discount', 'Split order', 'Description', and 'Customers'. The bottom right corner shows payment options: 'INVOICE €', 'PIN €', and 'CASH €'.

Item	Quantity	Price	Total
Cappuccino	x1	3.20	3.20
*Cappuccino	x1	3.20	3.20
*3-course Menu	x1	18.95	18.95

Input: [] Total amount: 25.35 ✓

Buttons: Discount, Split order, Description, Customers

Payment options: INVOICE €, PIN €, CASH €



Click on **Modify** to complete the order.

The screenshot shows the booq POS interface for a table named '* Tafel 1'. The top navigation bar includes 'booq', 'DRINKS', and 'FOOD' (selected). The main order list contains:

Item	Qty	Unit Price	Total Price
Cappuccino	x1	3.20	3.20
*Cappuccino	x1	3.20	3.20
*3-course Menu	x1	18.95	18.95

The 3-course menu item is expanded to show: Octopus, Bearnaise Steak And Fr..., and a note 'Not fully ordered'. Below the item name are two buttons: 'Modify' (highlighted with a pink box) and 'Split'. To the right of the order list is a menu grid with categories: Aperitif, Starters, Salads, Dishes, Supplements, Desserts, and Menus. A '3-course Menu' section is also visible.

At the bottom, there is a payment summary and a numeric keypad:

Input	Total amount
25.35	25.35 ✓

Payment options: INVOICE €, PIN €, CASH €. A numeric keypad is located at the bottom left with buttons for 7, 8, 9, 4, 5, 6, 1, 2, 3, 0, 00, and +/-.



You can split the order if you don't want the complete french menu by clicking on **Split**.

The screenshot shows the booq POS interface for a table named '* Tafel 1'. The top navigation bar includes 'booq', 'DRINKS', and 'FOOD' (selected). The main area displays an order list with the following items:

Item	Qty	Unit Price	Total Price
Cappuccino	x1	3.20	3.20
*Cappuccino	x1	3.20	3.20
*3-course Menu	x1	18.95	18.95

The 3-course menu item is expanded to show: Octopus, Bearnaise Steak And Fr..., and a note 'Not fully ordered'. Below the item name are two buttons: 'Modify' and 'Split'. The 'Split' button is highlighted with a red box. To the right of the order list is a menu grid with categories: Aperitif, Starters, Salads, Dishes, Supplements, Desserts, and Menus. A '3-course Menu' section is also visible. At the bottom, there is a payment summary showing 'Total amount 25.35' and a numeric keypad for entering amounts.



📄 That's it. You're done.

The screenshot displays the booq POS interface for a table named '* Tafel 1'. The top navigation bar includes a menu icon, the booq logo, the table name, a checkmark icon, and tabs for 'DRINKS' and 'FOOD'. On the right side of the top bar are icons for back, search, and a vertical ellipsis.

The main order summary on the left lists the following items:

Item	Qty	Unit Price	Total Price
Cappuccino	x1	3.20	3.20
*Cappuccino	x1	3.20	3.20
*3-course Menu	x1	18.95	18.95

The 3-course menu item is expanded to show 'Octopus Bearnaise Steak And Fr...' with a note 'Not fully ordered'. Below the item list are 'Modify' and 'Split' buttons.

The bottom section of the order summary shows an 'Input' field with a clear button and a 'Total amount' of 25.35 with a checkmark.

At the bottom of the screen is a numeric keypad with the following layout:

Discount	Split order	Description	Customers
7	8	9	+/-
4	5	6	INVOICE €
1	2	3	PIN €
0	00	.	CASH €

The right side of the interface features a grid of menu categories:

- Aperitif (teal)
- Starters (orange)
- Salads (yellow)
- Dishes (purple)
- Supplements (green)
- Desserts (blue)
- Menus (pink)
- 3-course Menu (dark grey)



Scan to go to the interactive player