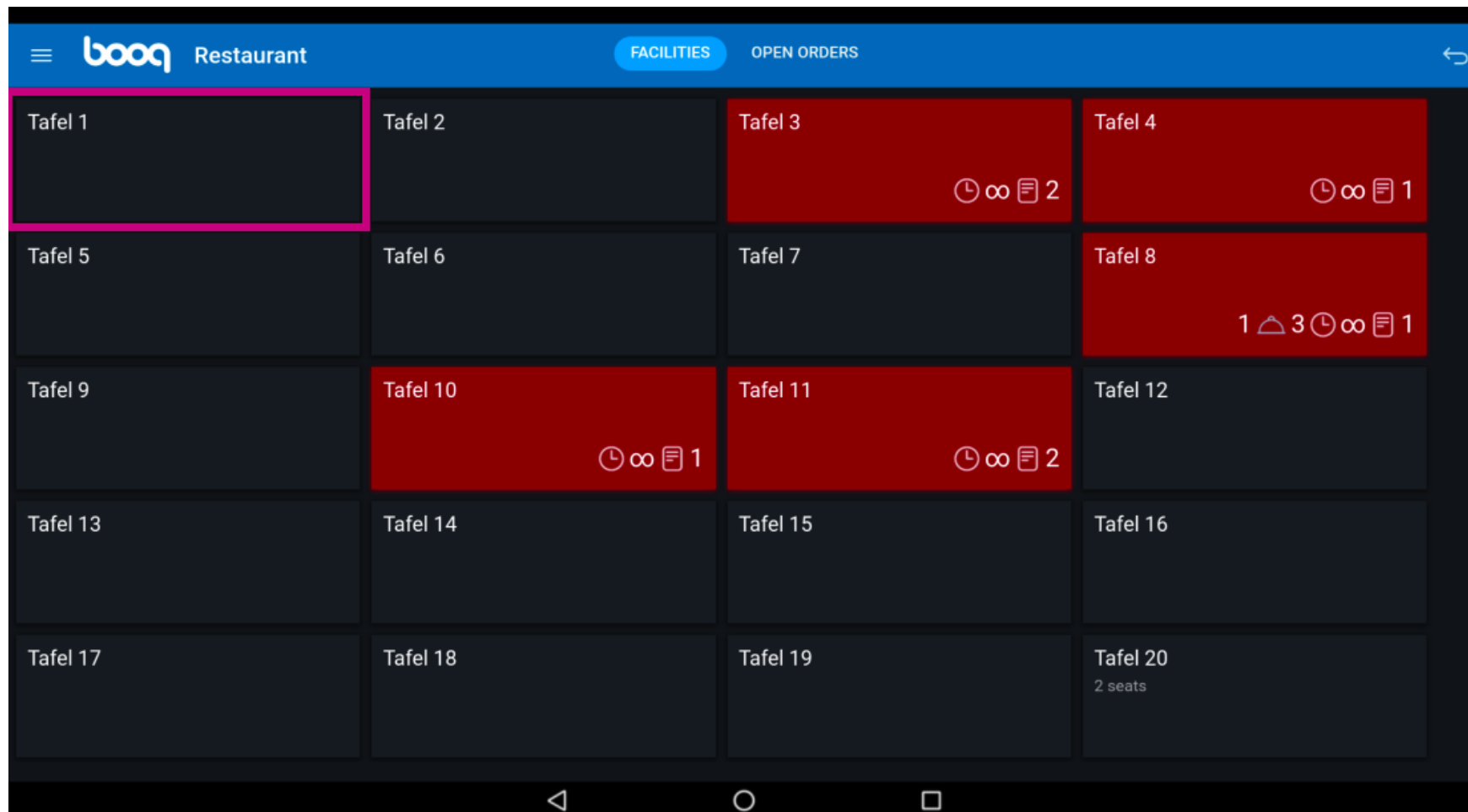




 Click on a **table**. In our case we selected **table 1**.





Select your **products** by clicking on them.

The screenshot shows the booq POS interface for a table named '*Tafel 1'. The top navigation bar includes the booq logo, the table name, and tabs for 'DRINKS' and 'FOOD'. The main menu is divided into two columns of product categories. The left column includes 'Hot Drinks', 'Tea', 'Tap Beers', and 'Cognac'. The right column includes 'Special Coffees', 'Softdrinks', 'Whiskey', 'Foreign spirits', and 'Wines'. The 'Espresso' item under 'Hot Drinks' is highlighted with a pink border. The bottom section of the screen features a numeric keypad, a 'Discount' button, a 'Split order' button, and a 'Description' field. The total amount is displayed as 5.80.

Discount	Split order	Description	Customers
7	8	9	+/-
4	5	6	INVOICE €
1	2	3	PIN €
0	00	.	CASH €



Your selected products will be visible in **highlighted area**.

The screenshot displays the booq POS interface for a table named '*Tafel 1'. The top navigation bar includes the booq logo, the table name, and tabs for 'DRINKS' and 'FOOD'. The main menu is organized into two columns of product categories. On the left, a white box with a pink border highlights the order summary, which lists the following items:

Description	Quantity	Unit Price	Total Price
*Coffee	x1	2.90	2.90
*Espresso	x1	2.90	2.90

Below the order summary, the 'Total amount' is shown as 5.80 with a checkmark. The bottom section of the interface features a numeric keypad (0-9, +/-, INVOICE €, PIN €, CASH €) and a grid of product categories. The categories are: Hot Drinks, Special Coffees, Coffee, Café Rish, Cappuccino, Bête. Café, Espresso, Café Espagnol, Doppio, Café Italien, Latte Coffee, Café Français, Tea, Softdrinks, Tap Beers, Whiskey, Bottle of Beers, Foreign spirits, Cognac, and Wines.

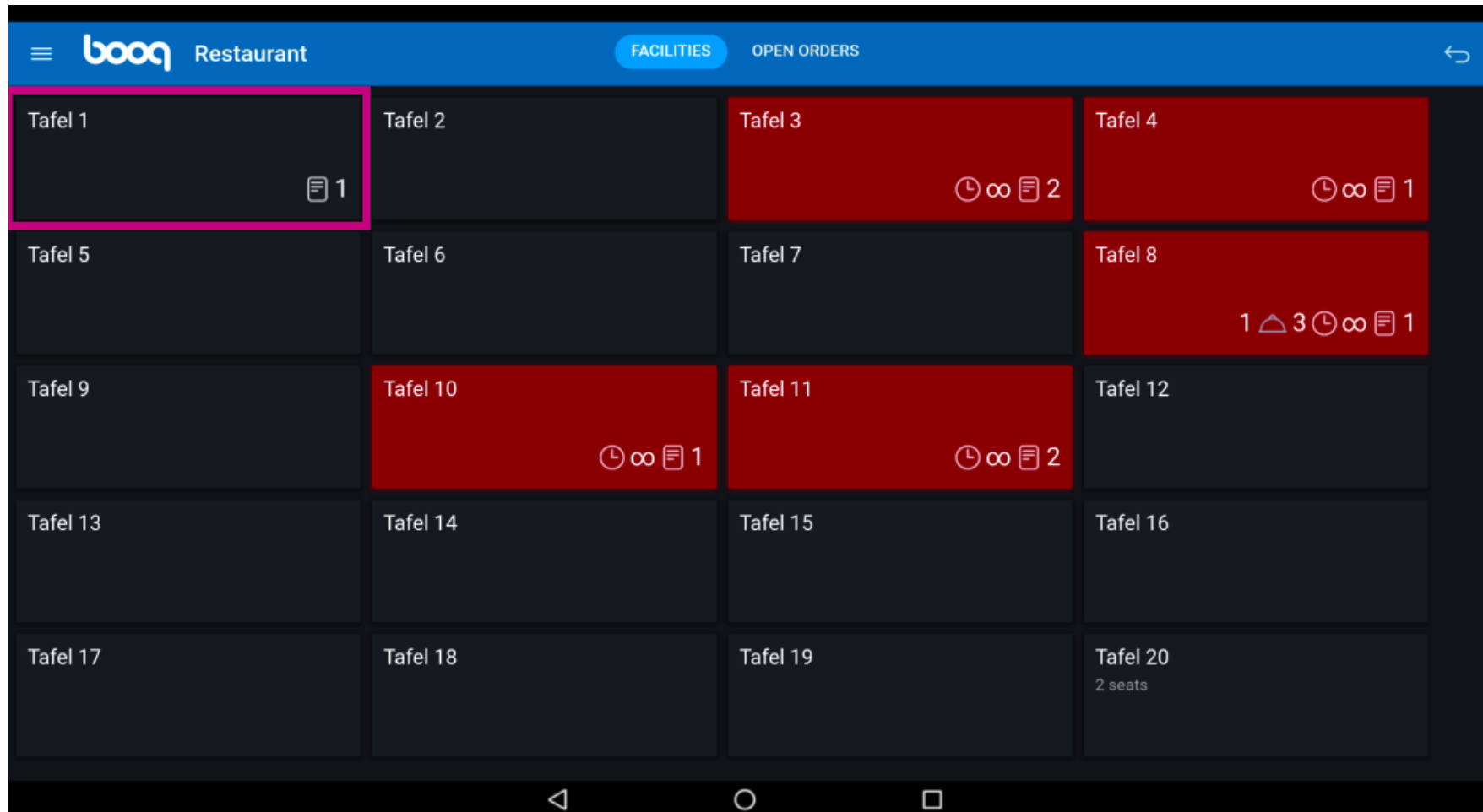


Click on **Total amount**.

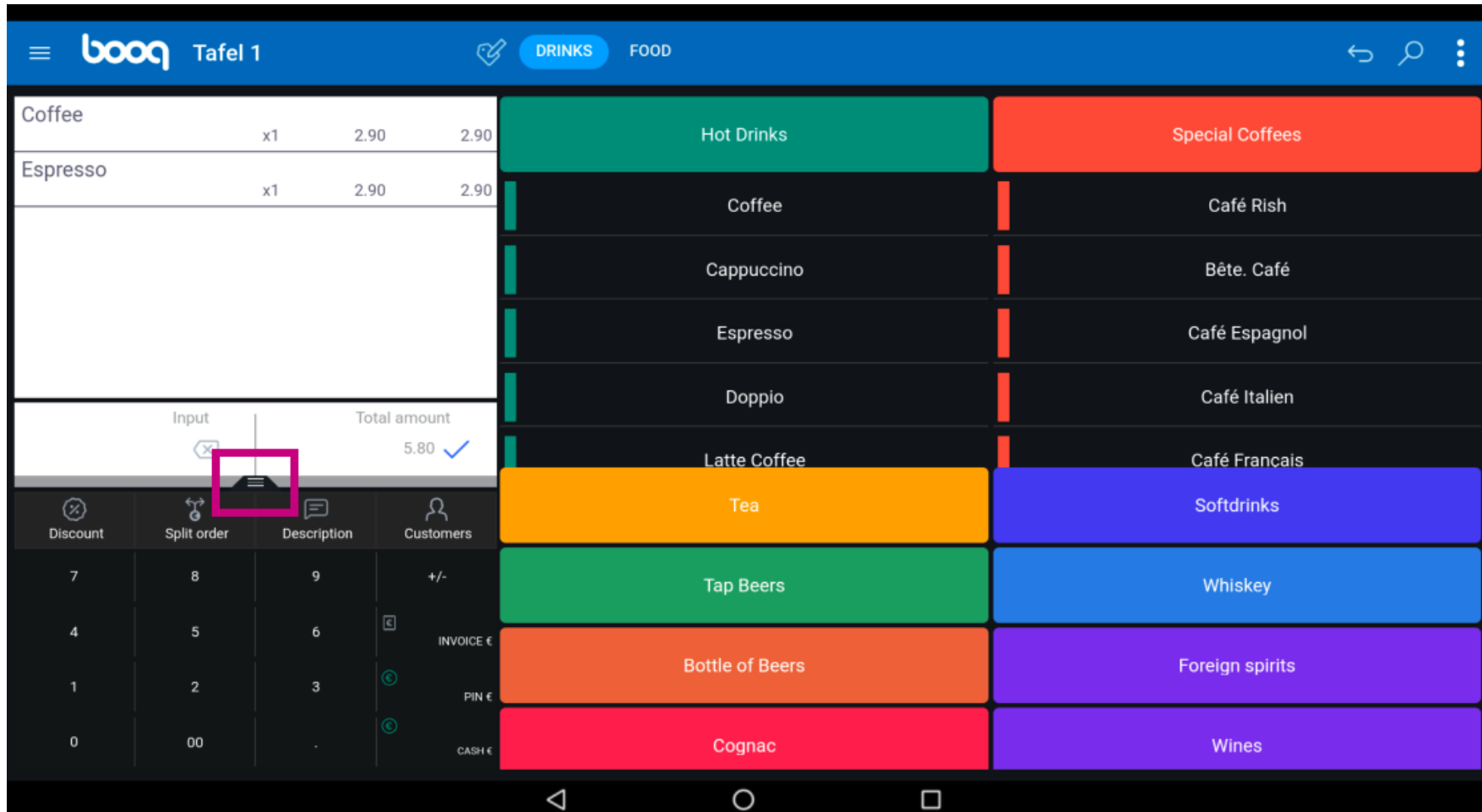
The screenshot shows the booq POS interface for a table named '*Tafel 1'. The top bar includes the booq logo, a menu icon, and navigation options for 'DRINKS' and 'FOOD'. The main area displays an order list with two items: '*Coffee' (x1, 2.90) and '*Espresso' (x1, 2.90). Below the order list, there is a 'Total amount' field showing '5.80' with a blue checkmark, which is highlighted with a pink box. The interface also features a numeric keypad on the left and a grid of product categories on the right, including 'Hot Drinks', 'Special Coffees', 'Tea', 'Softdrinks', 'Tap Beers', 'Whiskey', 'Bottle of Beers', 'Foreign spirits', and 'Cognac', 'Wines'. At the bottom, there are fields for 'INVOICE €', 'PIN €', and 'CASH €'.



Click again on the same **table**.



 Drag the following **highlighted area** up to view further **functions keys**.



The screenshot displays the booq POS interface for 'Tafel 1'. The top navigation bar includes the booq logo, a hamburger menu icon, and tabs for 'DRINKS' and 'FOOD'. The main menu is organized into a grid of categories and items:

- Hot Drinks** (green bar): Coffee, Cappuccino, Espresso, Doppio, Latte Coffee
- Special Coffees** (red bar): Café Rish, Bête. Café, Café Espagnol, Café Italien, Café Français
- Tea** (orange bar)
- Softdrinks** (blue bar)
- Tap Beers** (green bar)
- Whiskey** (blue bar)
- Bottle of Beers** (orange bar)
- Foreign spirits** (purple bar)
- Cognac** (pink bar)
- Wines** (purple bar)

On the left side, there is an order summary table:

Item	Quantity	Price	Total
Coffee	x1	2.90	2.90
Espresso	x1	2.90	2.90
Input		Total amount	
		5.80	✓

Below the order summary is a numeric keypad with columns for 'Discount', 'Split order', 'Description', and 'Customers'. A pink box highlights the hamburger menu icon in the top left corner of the main menu area.

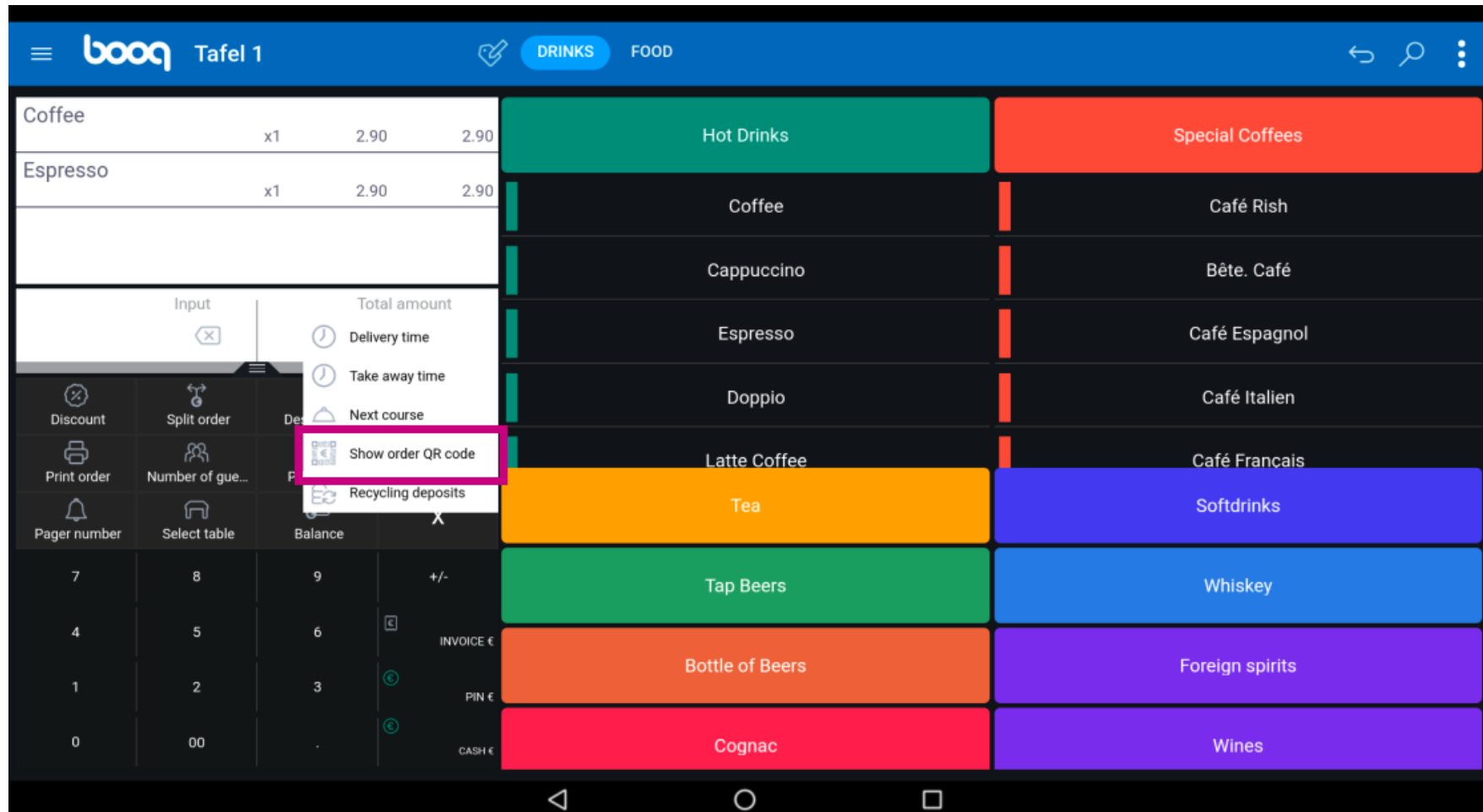


Click on the **three dots**.

The screenshot displays the booq POS interface for 'Tafel 1'. The top bar includes the booq logo, a menu icon, and navigation tabs for 'DRINKS' and 'FOOD'. The main area is divided into a left sidebar with a list of items and a right main menu with various drink categories. The left sidebar shows 'Coffee' (x1, 2.90) and 'Espresso' (x1, 2.90). Below this is an 'Input' field with a value of 5.80 and a 'Total amount' of 5.80. The bottom toolbar contains several icons: Discount, Split order, Description, Customers, Print order, Number of gue..., Price level, Divide amount, Pager number, Select table, Balance, and a three-dot menu icon. The three-dot menu icon is highlighted with a pink box. The main menu categories include Hot Drinks, Special Coffees, Coffee, Café Rish, Cappuccino, Bête. Café, Espresso, Café Espagnol, Doppio, Café Italien, Latte Coffee, Café Français, Tea, Softdrinks, Tap Beers, Whiskey, Bottle of Beers, Foreign spirits, Cognac, and Wines.

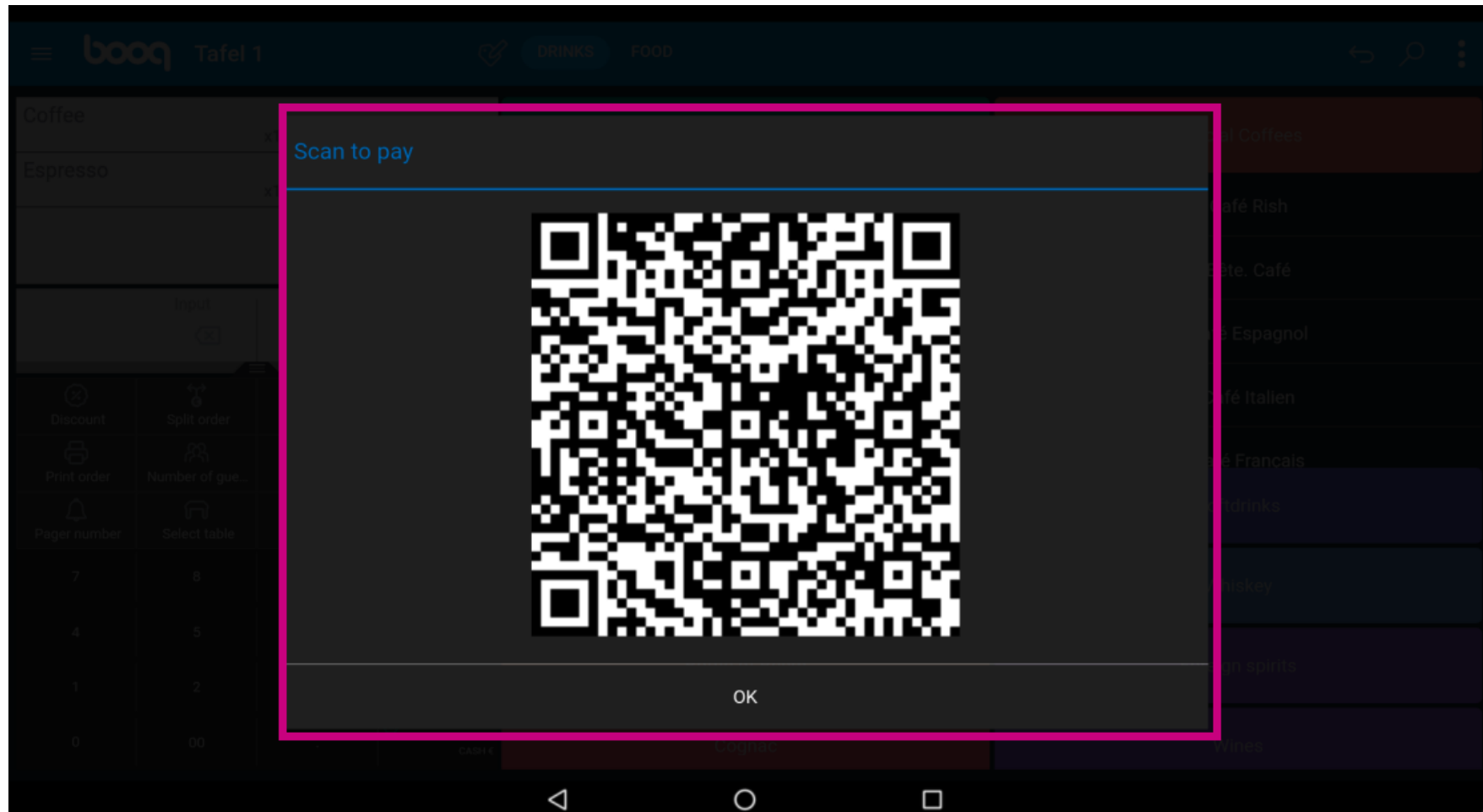


Click **Show order QR code**. Using the QR code the customer can pay online.





That's it. You're done.





Scan to go to the interactive player