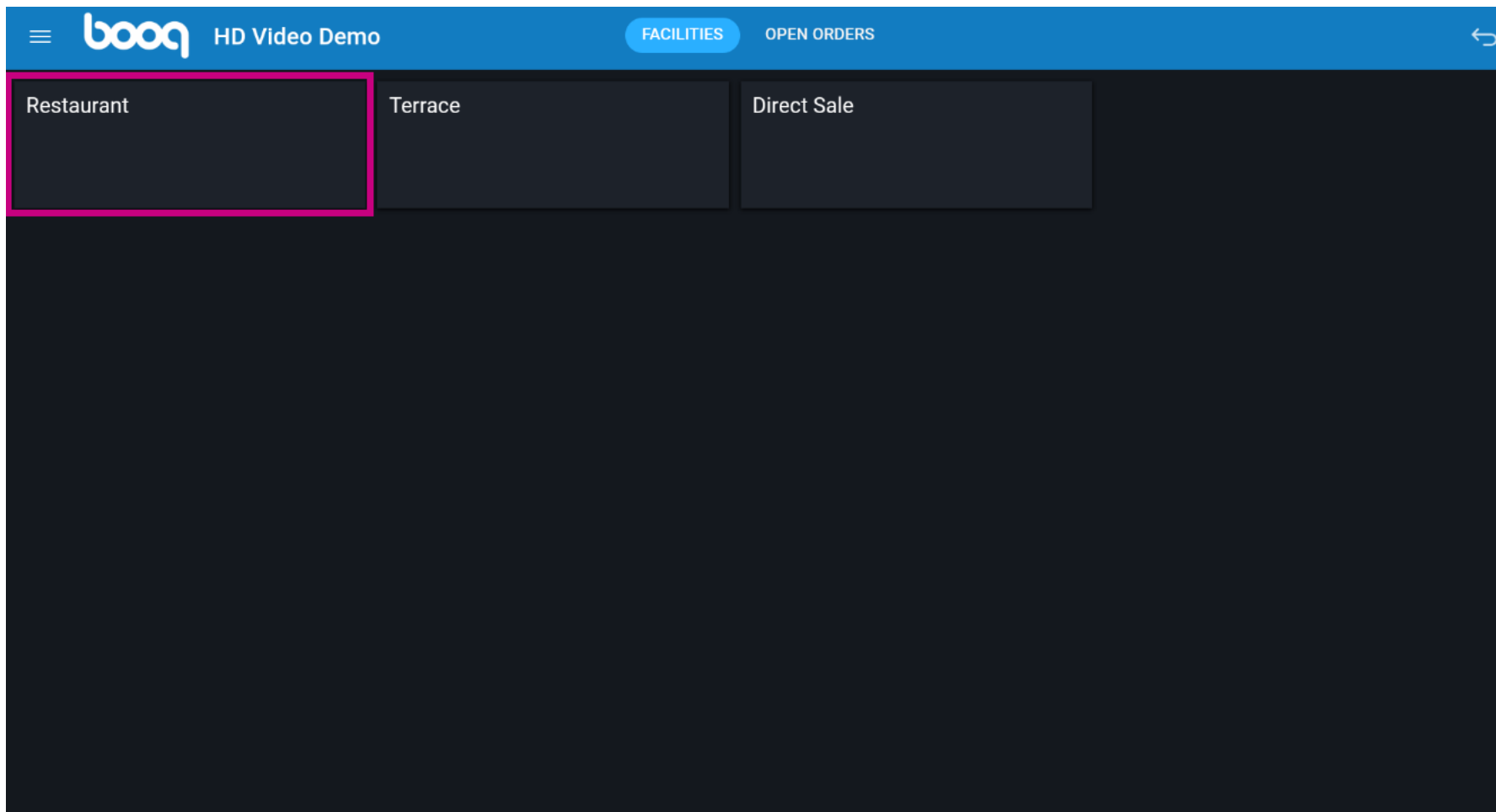




Flexible payment during visit



Click on **area** you want to open





Flexible payment during visit



Click on a **table**

The screenshot shows a restaurant management interface with a blue header bar. The header contains the 'boon' logo, the word 'Restaurant', and two tabs: 'FACILITIES' (which is active) and 'OPEN ORDERS'. A back arrow is visible in the top right corner of the header. Below the header is a grid of 20 tables arranged in 5 rows and 4 columns. The tables are labeled 'Table 1' through 'Table 20'. The top-left cell, 'Table 1', is highlighted with a pink border.

Table 1	Table 2	Table 3	Table 4
Table 5	Table 6	Table 7	Table 8
Table 9	Table 10	Table 11	Table 12
Table 13	Table 14	Table 15	Table 16
Table 17	Table 18	Table 19	Table 20



Flexible payment during visit



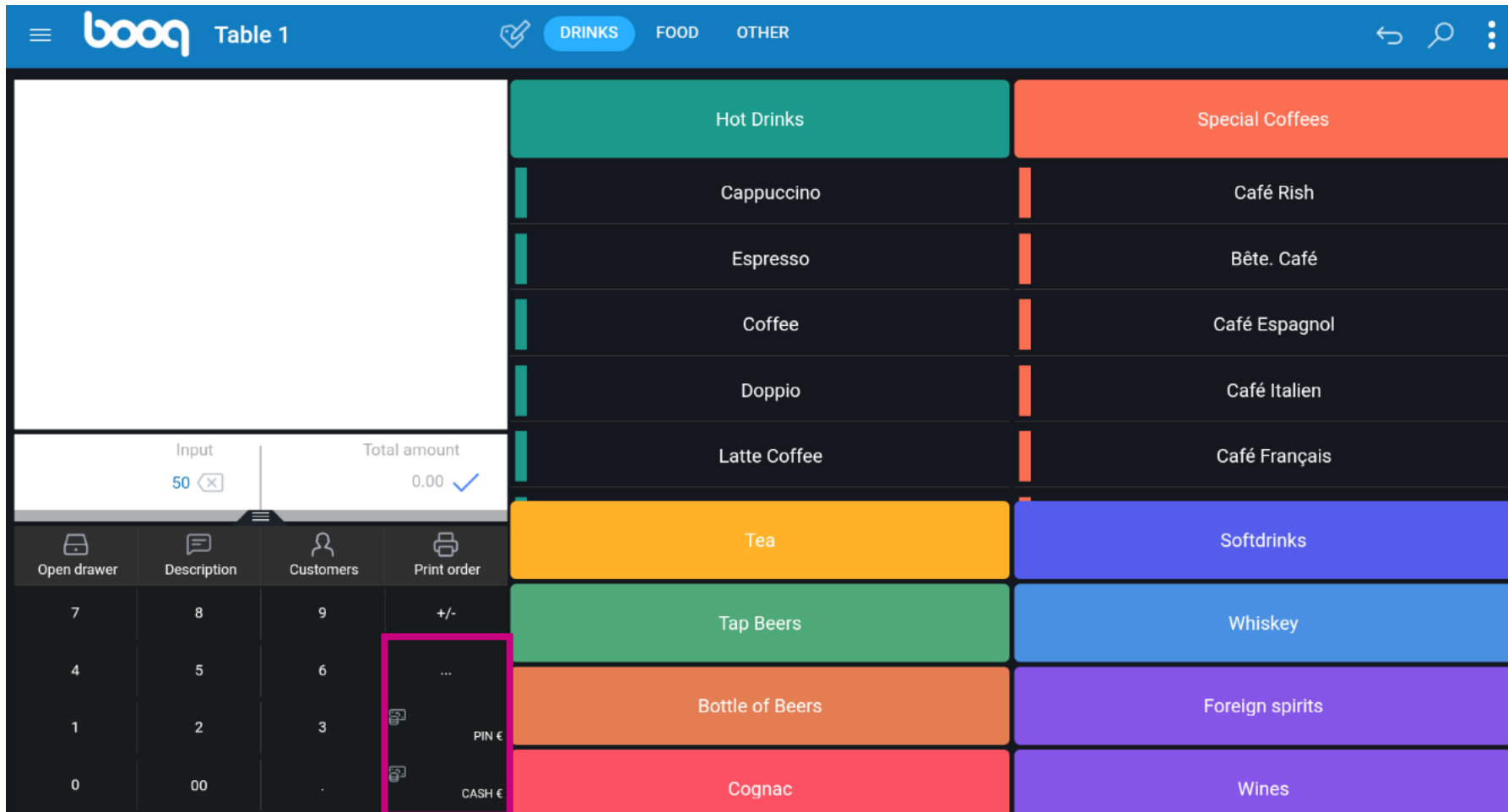
Enter the amount the guest wants to pay. **Ex. In this example we enter € 50,00**

The screenshot shows the boon POS interface for 'Table 1'. The top navigation bar includes a menu icon, the 'boon' logo, and tabs for 'DRINKS', 'FOOD', and 'OTHER'. The main menu is divided into several categories: 'Hot Drinks' (teal), 'Special Coffees' (orange), 'Tea' (yellow), 'Softdrinks' (blue), 'Tap Beers' (green), 'Whiskey' (light blue), 'Bottle of Beers' (orange), 'Foreign spirits' (purple), 'Cognac' (red), and 'Wines' (purple). The 'Hot Drinks' category is expanded, showing items like Cappuccino, Espresso, Coffee, Doppio, and Latte Coffee. The 'Special Coffees' category shows items like Café Rish, Bête. Café, Café Espagnol, Café Italien, and Café Français. At the bottom, there is a numeric keypad with buttons for digits 0-9, '+/-', and a 'CASH €' button. The 'Total amount' field shows '0.00' with a checkmark.



Flexible payment during visit

Press the **payment method** with which the guest pays.





Flexible payment during visit

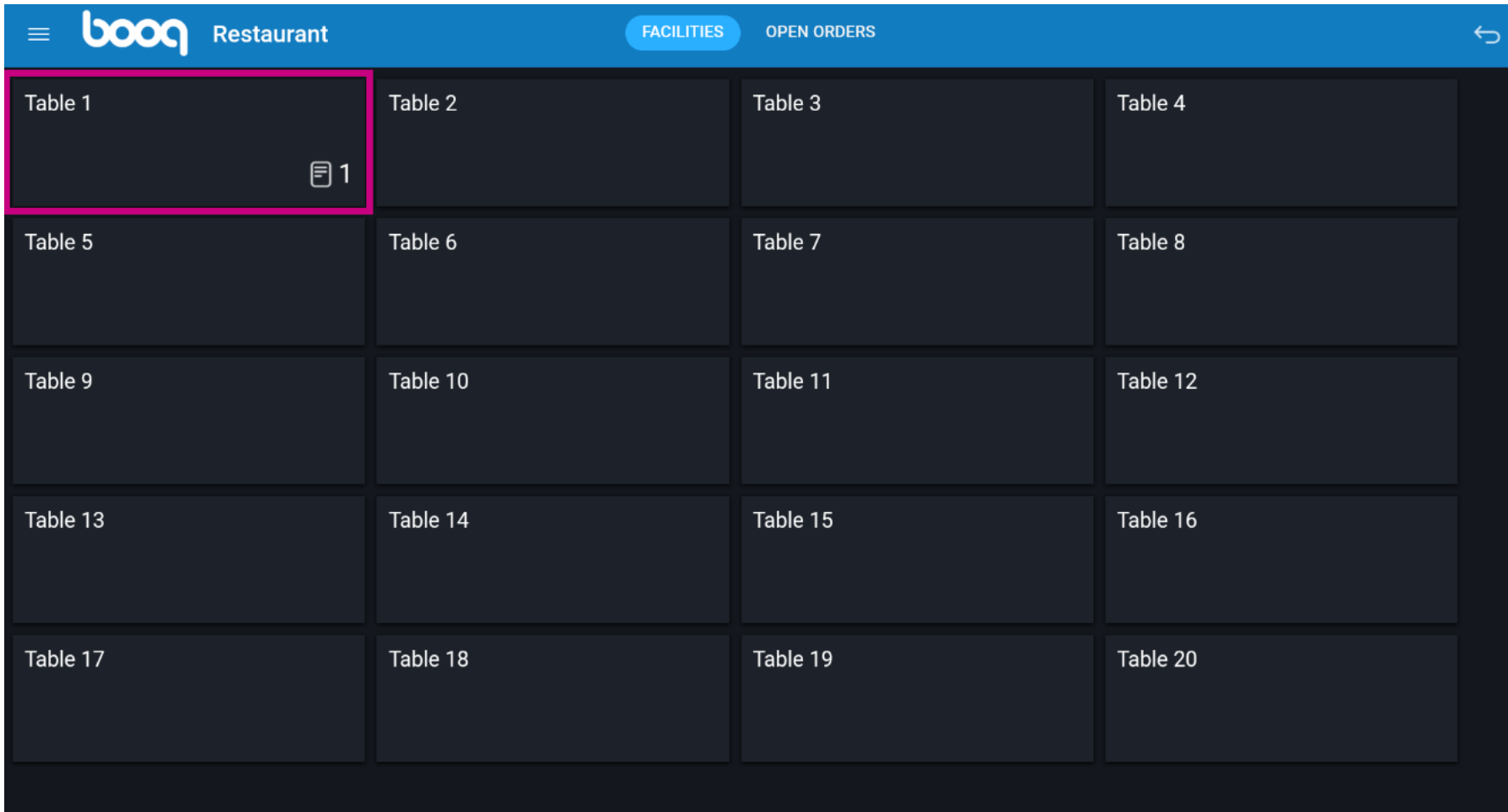


Click on the **bar** to close the order

The screenshot shows the boon POS interface for 'Table 1'. The top bar includes the boon logo, a menu icon, and navigation tabs for 'DRINKS', 'FOOD', and 'OTHER'. The main area is divided into a left sidebar and a right grid of menu items. The left sidebar shows a 'Cash' payment of 50.00 and an 'Input' field with a checkmark icon. A pink box highlights the 'Total amount' field, which displays '-50.00' with a blue checkmark. The right grid contains menu items categorized into 'Hot Drinks', 'Special Coffees', 'Tea', 'Softdrinks', 'Tap Beers', 'Whiskey', 'Bottle of Beers', 'Foreign spirits', 'Cognac', and 'Wines'. The bottom bar includes icons for 'Open drawer', 'Description', 'Customers', and 'Print order', along with a numeric keypad and payment options like 'PIN €' and 'CASH €'.



Reopen the table





Flexible payment during visit



The deposit is displayed, when you purchase items, they will be deducted from the amount. When you want to pay the order, press the payment method.

The screenshot shows the Boon POS interface for 'Table 1'. The top bar includes the Boon logo, a menu icon, and navigation options for 'DRINKS', 'FOOD', and 'OTHER'. The main area is divided into three columns: a list of items on the left, a grid of category buttons in the middle, and a grid of item buttons on the right. The 'DRINKS' category is highlighted in blue and includes buttons for 'Hot Drinks', 'Tea', 'Tap Beers', 'Bottle of Beers', and 'Cognac'. The 'FOOD' category is highlighted in orange and includes buttons for 'Special Coffees', 'Softdrinks', 'Whiskey', and 'Foreign spirits'. The 'OTHER' category is highlighted in purple and includes buttons for 'Café Rish', 'Bête. Café', 'Café Espagnol', 'Café Italien', and 'Café Français'. The bottom of the screen features a numeric keypad and a 'CASH €' button highlighted in pink.

Item	Quantity	Price	Total
Cash			50.00
*Espresso	x1	2.90	2.90
*Coffee	x1	2.90	2.90
*Doppio	x1	4.50	4.50
*Latte Coffee	x1	3.95	3.95

Input: Total amount: -35.75 ✓

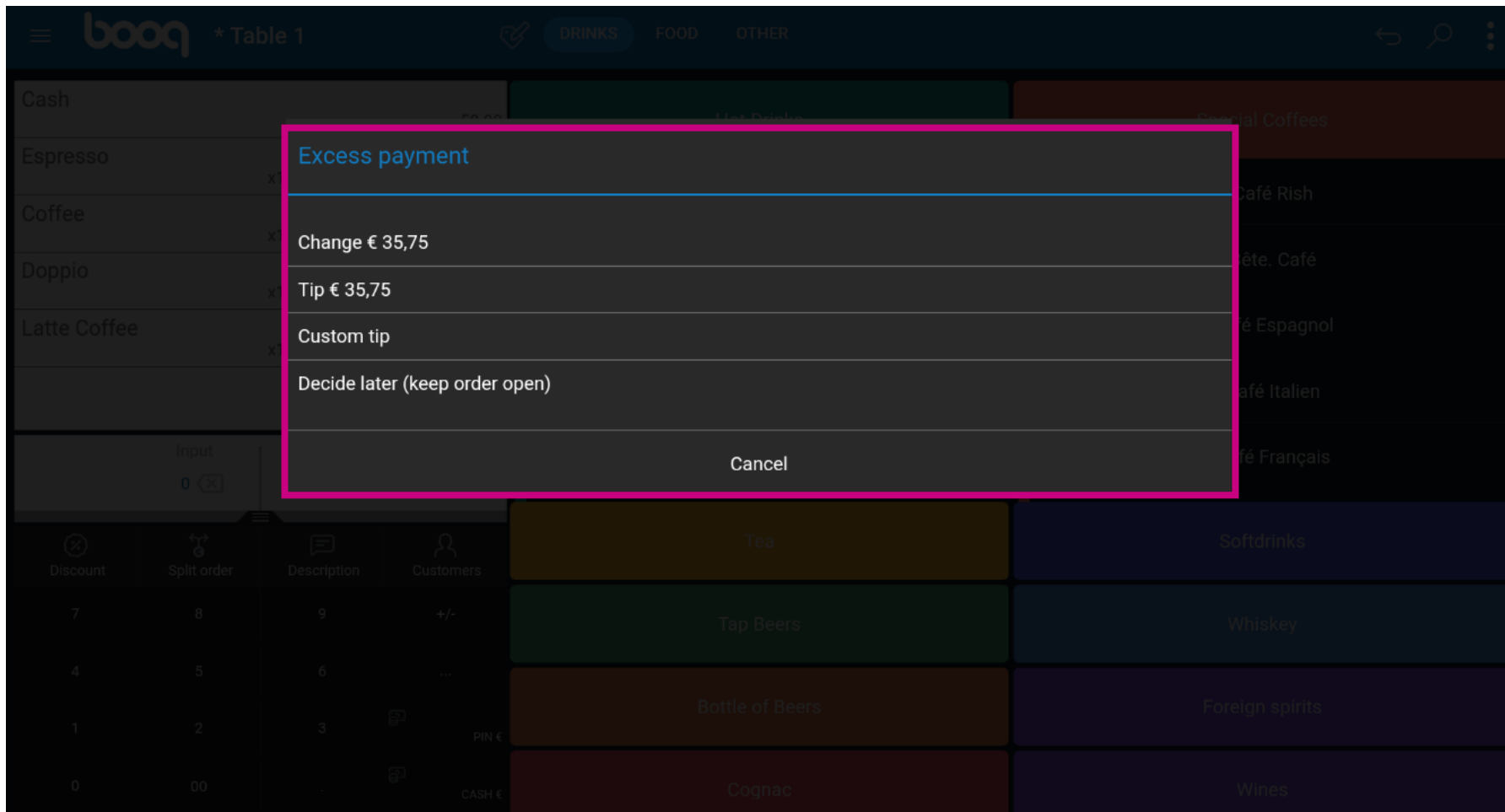
Bottom bar: Discount, Split order, Description, Customers, 7, 8, 9, +/-, 4, 5, 6, ..., 1, 2, 3, PIN €, 0, 00, CASH €



Flexible payment during visit



If there is a credit left, you can choose how the remaining amount is booked or you can decide to leave the order open.





Flexible payment during visit



Or select the confirm order to close the order.

The screenshot shows the Boon POS interface for 'Table 1'. The top navigation bar includes a menu icon, the Boon logo, and tabs for 'DRINKS', 'FOOD', and 'OTHER'. The main area is divided into a left column for the bill and a right column for product categories. The bill lists items: Cash (50.00), Espresso (x1, 2.90), Coffee (x1, 2.90), Doppio (x1, 4.50), and Latte Coffee (x1, 3.95). A pink box highlights the 'Total amount' of -35.75 with a checkmark. The bottom bar contains icons for Discount, Split order, Description, and Customers, along with a numeric keypad and payment options like PIN € and CASH €.

Description	Quantity	Price	Total
Cash			50.00
Espresso	x1	2.90	2.90
Coffee	x1	2.90	2.90
Doppio	x1	4.50	4.50
Latte Coffee	x1	3.95	3.95
Total amount			-35.75 ✓



Scan to go to the interactive player