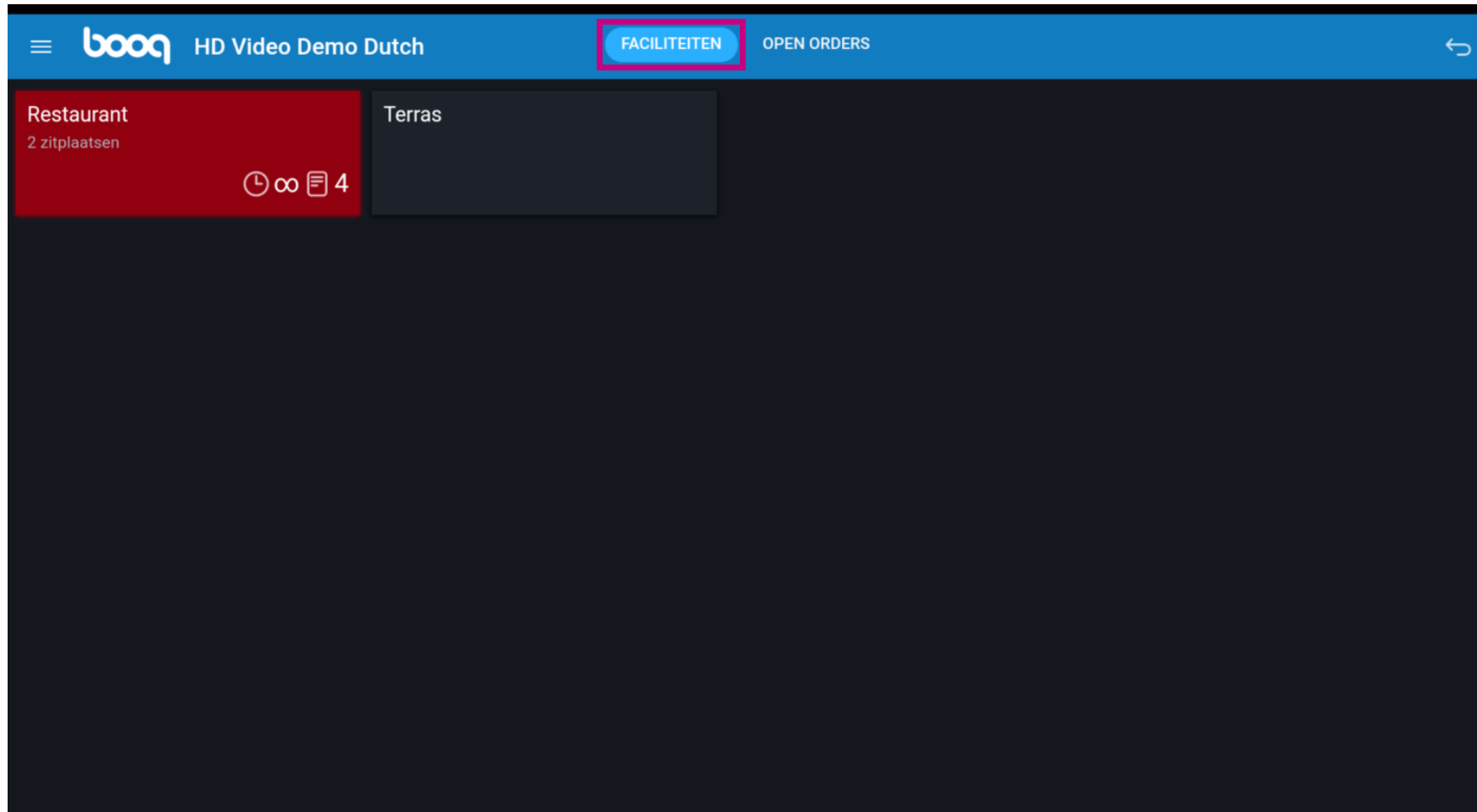
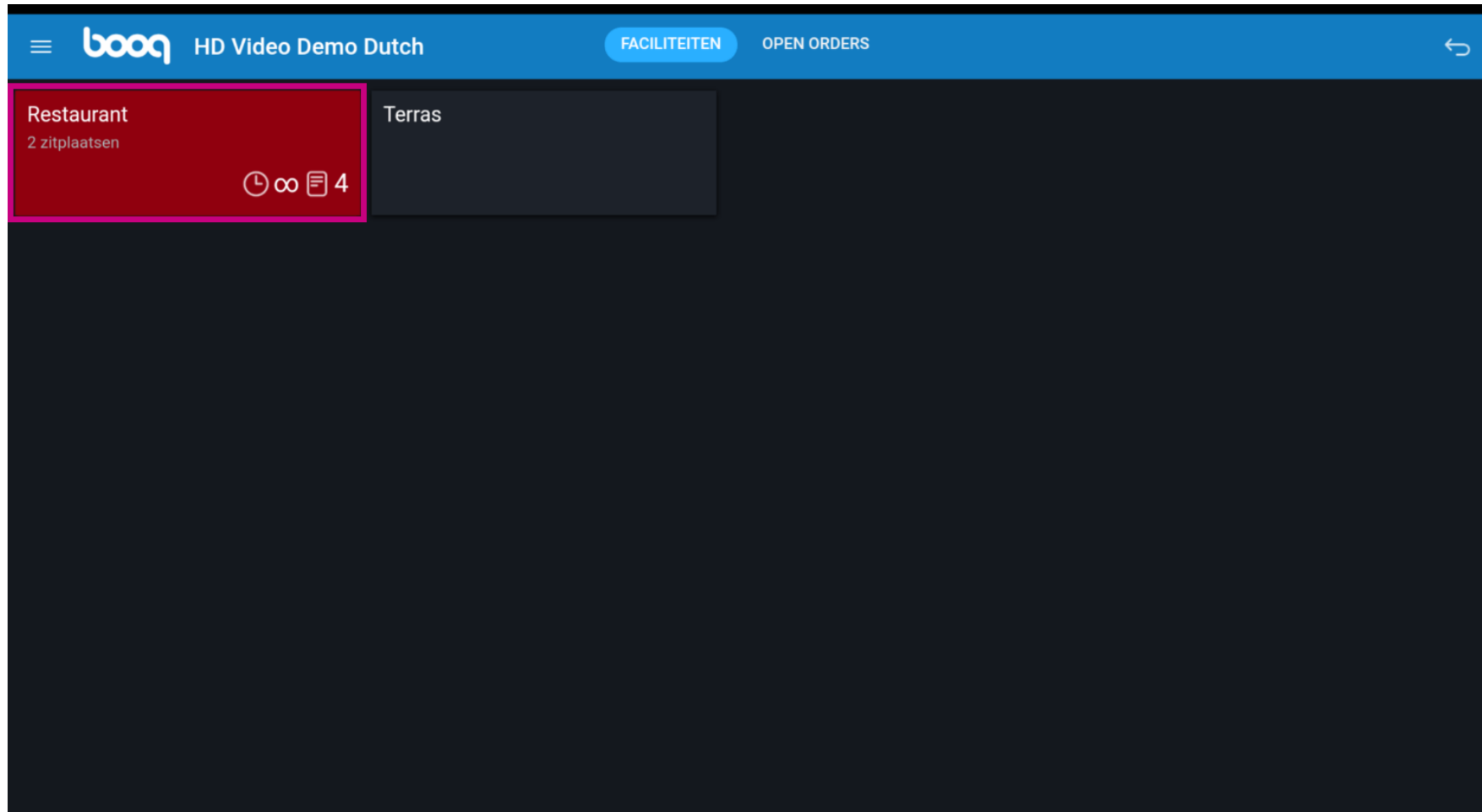




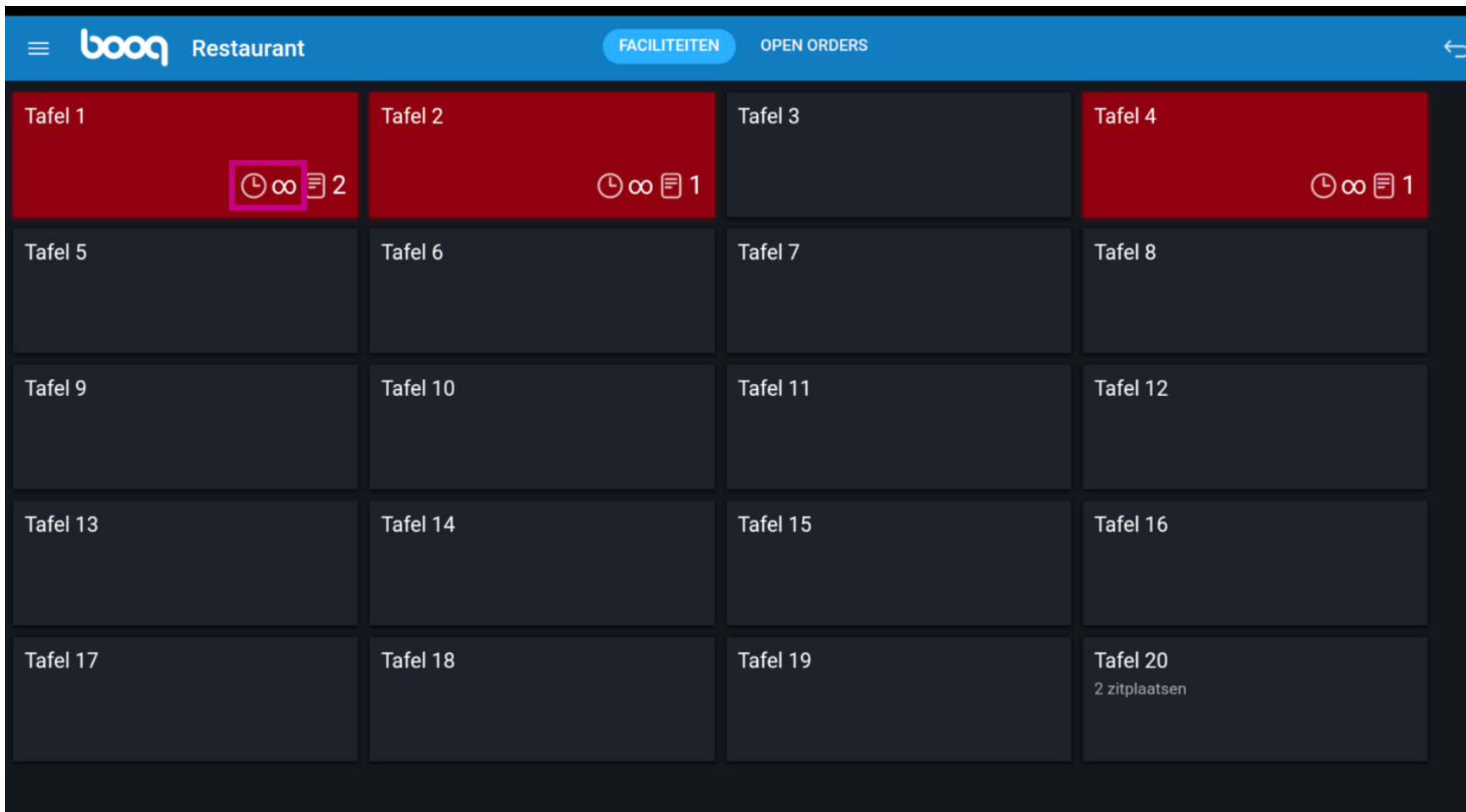
Klik op **FACILITEITEN**.



- 📄 Selecteer uw **faciliteit/wijk** door erop te klikken. In ons geval hebben we **Restaurant** geselecteerd.



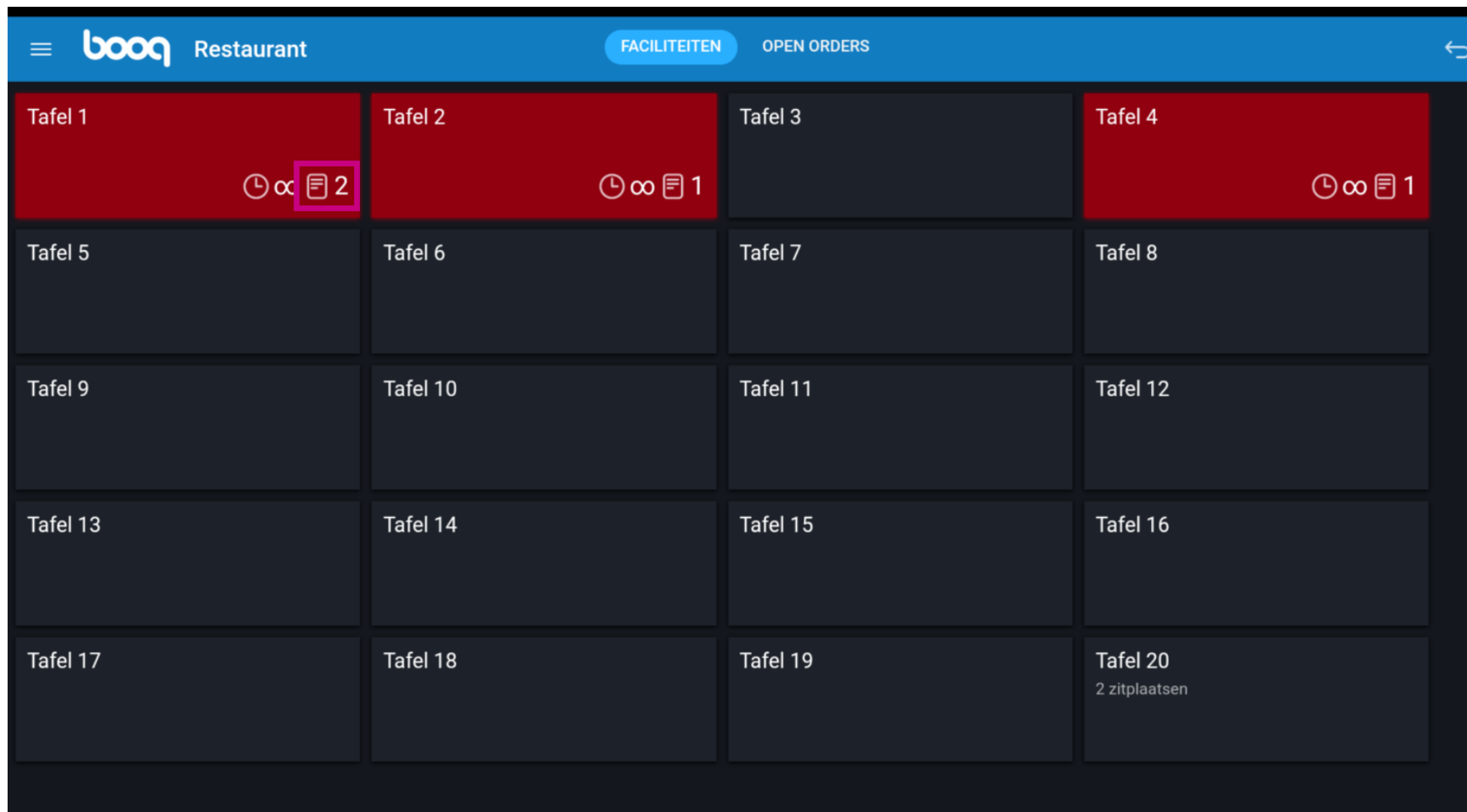
-  Het **klokpictogram** geeft aan hoe lang geleden het laatste artikel naar de tafel is gebracht.



The screenshot shows a restaurant management interface with a grid of 20 tables. The interface has a blue header with the 'boon' logo, 'Restaurant', and navigation buttons for 'FACILITEITEN' and 'OPEN ORDERS'. The tables are arranged in a 5x4 grid. Tables 1, 2, and 4 are highlighted in red. Each table has a clock icon, an infinity symbol, and a list icon. The clock icon on Tafel 1 is highlighted with a pink box. Tafel 20 is labeled '2 zitplaatsen'.

Tafel 1	Tafel 2	Tafel 3	Tafel 4
🕒 ∞ 📄 2	🕒 ∞ 📄 1		🕒 ∞ 📄 1
Tafel 5	Tafel 6	Tafel 7	Tafel 8
Tafel 9	Tafel 10	Tafel 11	Tafel 12
Tafel 13	Tafel 14	Tafel 15	Tafel 16
Tafel 17	Tafel 18	Tafel 19	Tafel 20 2 zitplaatsen

📄 Het **papierpictogram** toont het aantal bestellingen op de tafel.





Klik op een andere **tafel**.

Tafel 1	Tafel 2	Tafel 3	Tafel 4
🕒 ∞ 📄 2	🕒 ∞ 📄 1		🕒 ∞ 📄 1
Tafel 5	Tafel 6	Tafel 7	Tafel 8
Tafel 9	Tafel 10	Tafel 11	Tafel 12
Tafel 13	Tafel 14	Tafel 15	Tafel 16
Tafel 17	Tafel 18	Tafel 19	Tafel 20 2 zitplaatsen

 Klik op het volgende **gemarkeerde veld** en sleep het omhoog om meer functies te zien.

The screenshot shows the Boon POS interface for 'Tafel 6'. The top bar is blue and contains the Boon logo, the table name 'Tafel 6', and navigation buttons for 'DRINKS' and 'FOOD'. Below the top bar is a menu grid with various drink categories. A pink box highlights the hamburger menu icon (three horizontal lines) located in the bottom left corner of the menu grid, above the 'Lade open' button.

Menu Grid			
[Hamburger Menu Icon]			
[Empty]		Warme Dranken	Speciale koffie
[Empty]		Cappuccino	Rish Coffee
[Empty]		Espresso	D.O.M. Coffee
[Empty]		Koffie	Spanish Coffee
[Empty]		Doppio	Italian Coffee
[Empty]		Caffé Latte	French Coffee
[Empty]		Thee	Frisdranken
[Empty]		Tap Bieren	Whiskey
[Empty]		Fles bier	Gedestilleerd
[Empty]		Cognac	Wijnen

Bottom bar contains: Lade open, Tekst toevoegen, Klant, Afdrukken, Invoer, Totaalbedrag 0,00 ✓, and a numeric keypad (7, 8, 9, +/-, 4, 5, 6, ..., 1, 2, 3, 0, 00).

Klik op **Selecter tafel**.

The screenshot shows the Boon POS interface for 'Tafel 6'. The top navigation bar includes the Boon logo, 'Tafel 6', and tabs for 'DRINKS' and 'FOOD'. Below the navigation bar is a grid of menu categories: 'Warme Dranken', 'Speciale koffie', 'Thee', 'Tap Bieren', 'Frisdranken', 'Whiskey', 'Fles bier', 'Gedestilleerd', 'Cognac', and 'Wijnen'. A bottom navigation bar contains various service icons, with the 'Selecter tafel' icon (a table with a chair) highlighted in a pink box. The interface also features a numeric keypad and a total amount display showing '0,00'.

Voer het **tafelnummer** in dat je wilt openen. Dit is een alternatieve wijze om een tafel te openen.

The screenshot shows the Boon POS interface for 'Tafel 6'. The top navigation bar includes the Boon logo, 'Tafel 6', and menu categories 'DRINKS' and 'FOOD'. The main menu lists items like 'Warme Dranken', 'Cappuccino', 'Espresso', 'Koffie', 'Doppio', 'Caffé Latte', 'Thee', 'Tap Bieren', 'Fles bier', and 'Cognac'. A numeric keypad is overlaid on the right side of the screen, titled 'Voer tafel nummer in', with buttons for digits 0-9, '00', and 'C'. An 'OK' button is located below the keypad. The bottom of the screen shows a payment section with 'Invoer' and 'Totaalbedrag' (0,00) and various transaction options like 'Lade open', 'Aantal gasten', 'Kastransacties', 'Tekst toevoegen', 'Prijslijn', 'Saldo', 'Klant', 'Pager nummer', 'Bezorg tijd', 'Afdrukken', and 'Selecteer tafel'.



Tafel openen



Klik op **OK**.

The screenshot shows the Boon POS interface for 'Tafel 6'. The top bar includes the Boon logo, a hamburger menu, and tabs for 'DRINKS' and 'FOOD'. The main menu is divided into sections: 'Warme Dranken' (Warm Drinks) with items like Cappuccino, Espresso, Koffie, Doppio, and Caffé Latte; 'Thee' (Tea); 'Tap Bieren' (Tap Beers); 'Fles bier' (Bottle Beer); and 'Cognac'. A numeric keypad is visible on the right side, with the number '2' entered. The bottom of the screen shows a payment section with 'PIN €' and 'CONTANT €' options. The 'OK' button on the keypad is highlighted with a pink border.



Scan to go to the interactive player