



booq - Bestelling splitsen/verplaatsen/samenvoegen

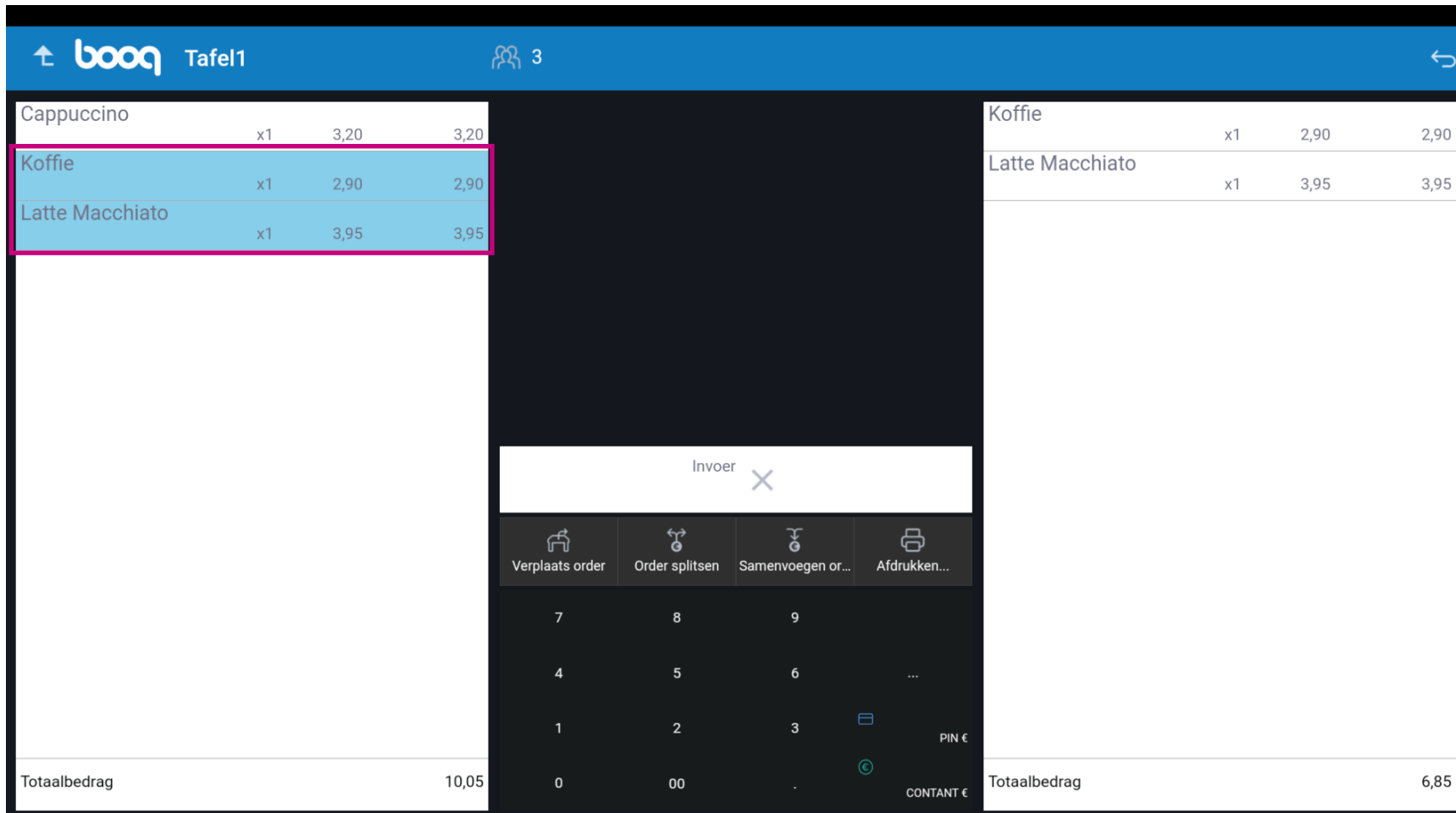


Klik op **Order splitsen**.

The screenshot shows the booq POS interface for a table named '*Tafel1'. The top bar includes the booq logo, table name, and navigation options like 'DRINKS' and 'FOOD'. The main area displays an order list with items: *Cappuccino (x1, 3,20), *Koffie (x1, 2,90), and *Latte Macchiato (x1, 3,95). Below the order list, there are buttons for 'Invoer' and 'Totaalbedrag 10,05'. At the bottom, a navigation menu is visible, with the 'Order splitsen' button highlighted in a pink box. Other buttons in the menu include 'Korting', 'Tekst toevoegen', and 'Klant'. The background shows a grid of product categories like 'Warme Dranken', 'Speciale koffie', 'Thee', 'Frisdranken', etc.



Selecteer de **orders** die je wilt verplaatsen, splitsen of samenvoegen door erop te klikken. **Let op: als het blauw wordt, is het geactiveerd.**



↑ booq Tafel1 3

| Item | Qty | Price | Total |
|---------------------|-----|-------|--------------|
| Cappuccino | x1 | 3,20 | 3,20 |
| Koffie | x1 | 2,90 | 2,90 |
| Latte Macchiato | x1 | 3,95 | 3,95 |
| Totaalbedrag | | | 10,05 |

| Item | Qty | Price | Total |
|---------------------|-----|-------|-------------|
| Koffie | x1 | 2,90 | 2,90 |
| Latte Macchiato | x1 | 3,95 | 3,95 |
| Totaalbedrag | | | 6,85 |

Invoer ✕

Verplaats order Order splitsen Samenvoegen or... Afdrukken...

7 8 9 ...

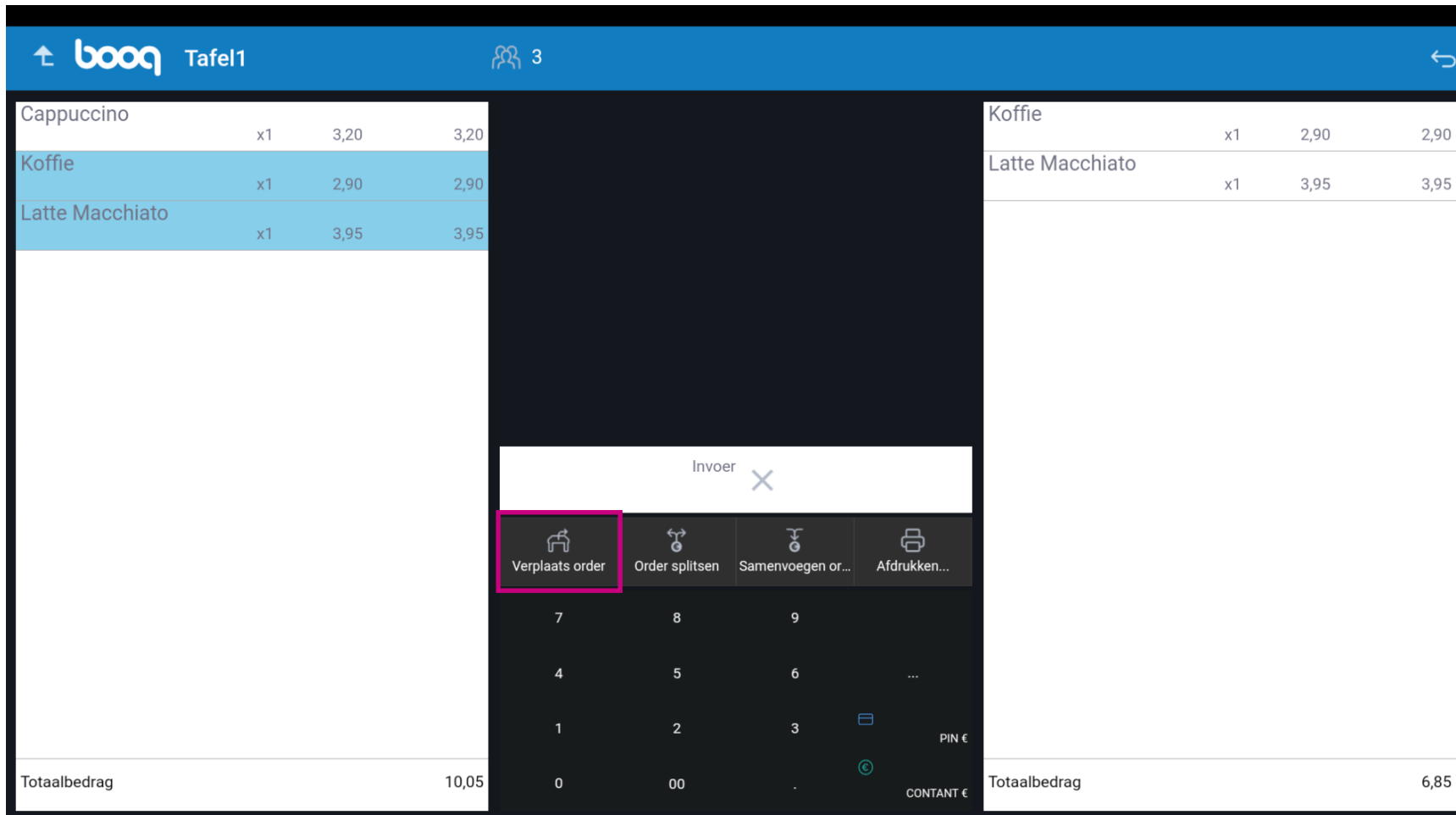
4 5 6

1 2 3 PIN €

0 00 . CONTANT €

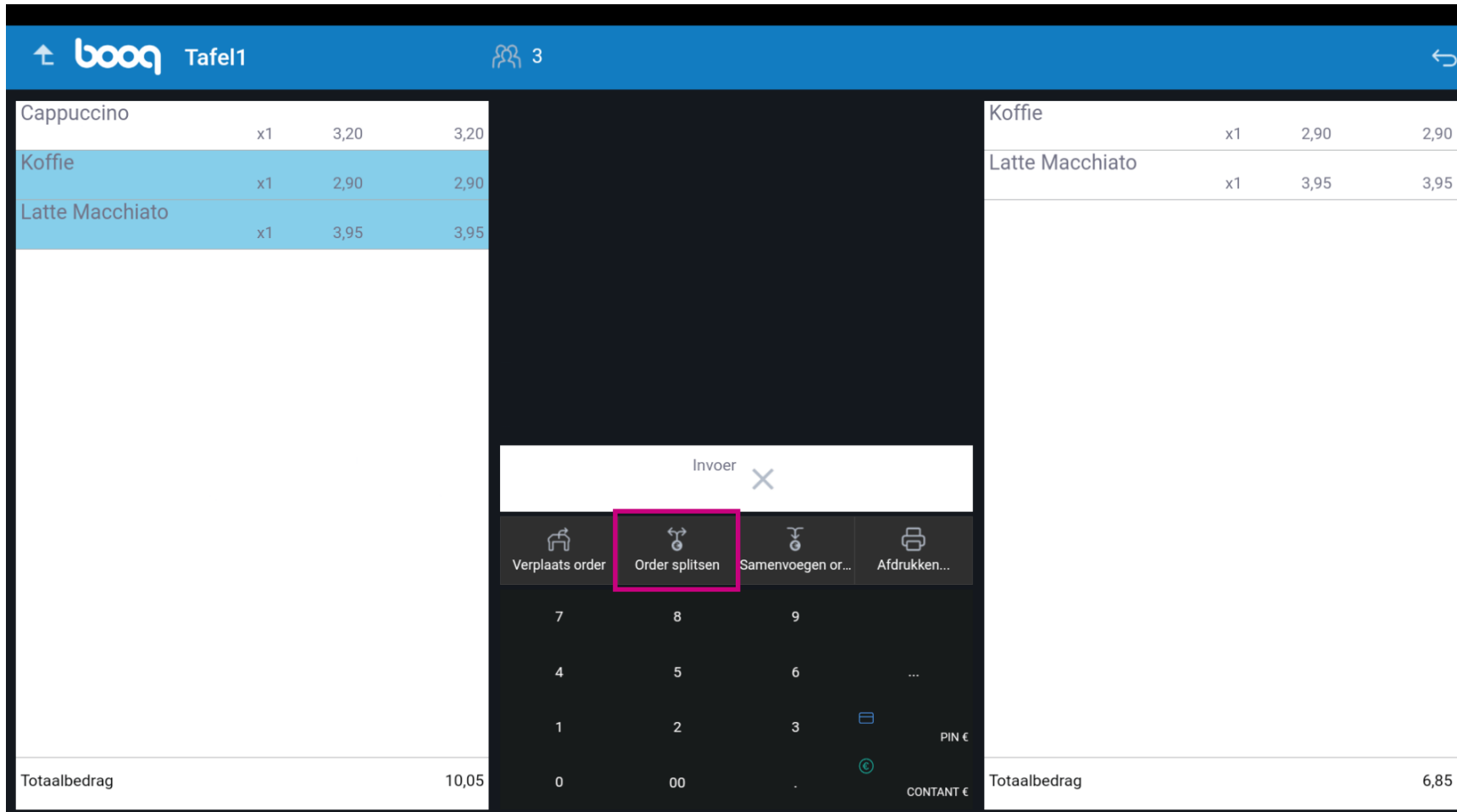


Klik op **Verplaats order** om de geselecteerde producten naar een andere tafel te verplaatsen. **Let op: als je geen selectie hebt gemaakt, wordt de volledige bestelling verplaatst.**



The screenshot shows the booq POS interface for 'Tafel1' with 3 people. The left panel lists items: Cappuccino (x1, 3,20), Koffie (x1, 2,90), and Latte Macchiato (x1, 3,95). The right panel lists: Koffie (x1, 2,90) and Latte Macchiato (x1, 3,95). The total for the left is 10,05 and for the right is 6,85. A central 'Invoer' overlay is open, showing a numeric keypad and four action buttons: 'Verplaats order' (highlighted with a red box), 'Order splitsen', 'Samenvoegen or...', and 'Afdrukken...'.

 Klik op **Order splitsen** om de bestelling op dezelfde tafel te splitsen.



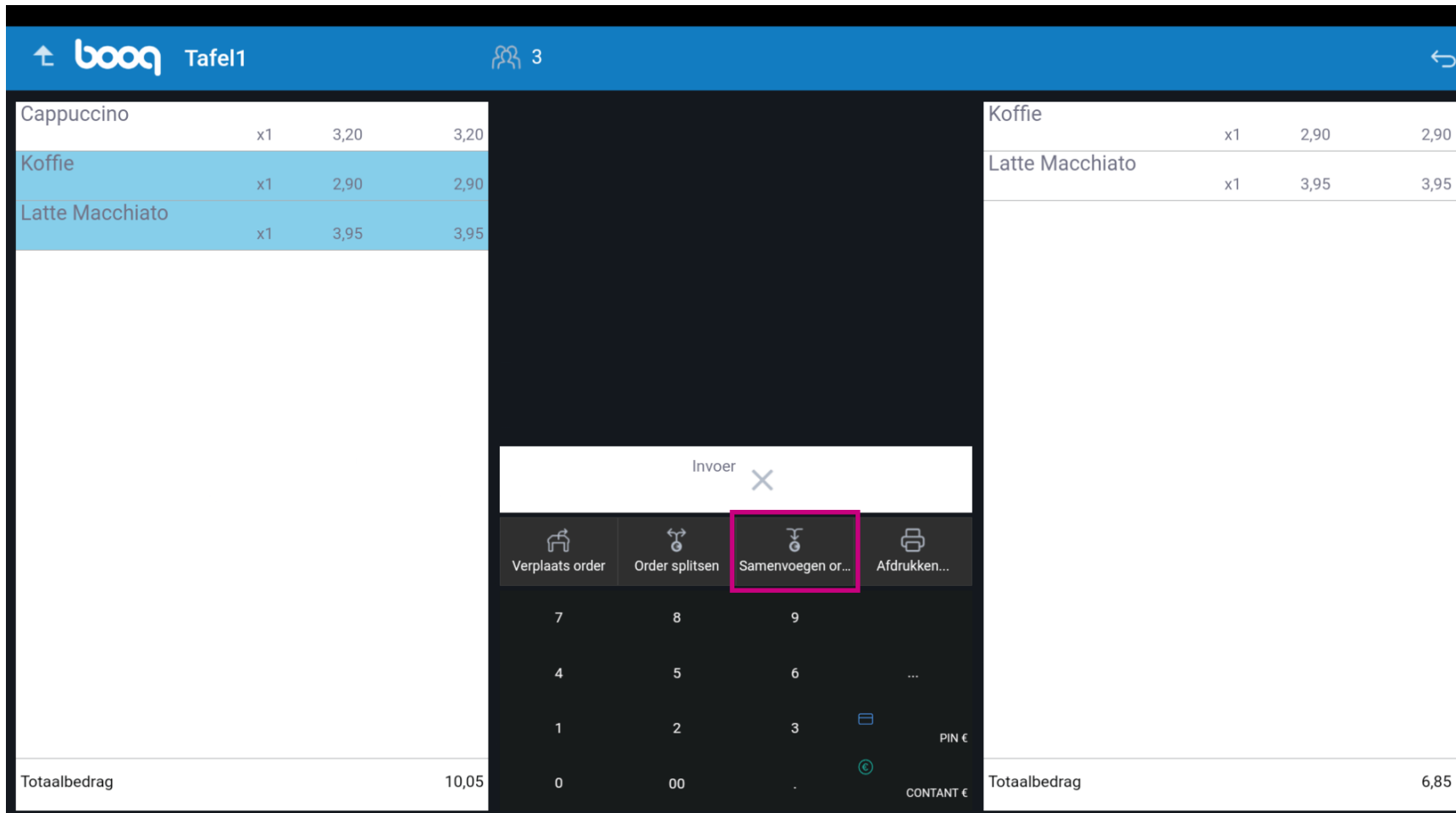
The screenshot displays the booq POS interface for a split order. The top bar shows 'booq Tafel1' and '3' people. The main area is split into two columns. The left column lists items for 'Tafel1': Cappuccino (x1, 3,20), Koffie (x1, 2,90), and Latte Macchiato (x1, 3,95), with a total of 10,05. The right column lists items for another table: Koffie (x1, 2,90) and Latte Macchiato (x1, 3,95), with a total of 6,85. A central 'Invoer' (Input) panel is open, featuring a numeric keypad and buttons for 'Verplaats order', 'Order splitsen' (highlighted in pink), 'Samenvoegen or...', and 'Afdrukken...'. Payment options 'PIN €' and 'CONTANT €' are visible at the bottom right of the input panel.

| Item | Qty | Price | Total |
|---------------------|-----|-------|--------------|
| Cappuccino | x1 | 3,20 | 3,20 |
| Koffie | x1 | 2,90 | 2,90 |
| Latte Macchiato | x1 | 3,95 | 3,95 |
| Totaalbedrag | | | 10,05 |

| Item | Qty | Price | Total |
|---------------------|-----|-------|-------------|
| Koffie | x1 | 2,90 | 2,90 |
| Latte Macchiato | x1 | 3,95 | 3,95 |
| Totaalbedrag | | | 6,85 |



Klik op **Samenvoegen order** en selecteer de tafel/wijk die je wilt samenvoegen tot één bestelling. **Let op: je kunt alleen complete bestellingen samenvoegen.**



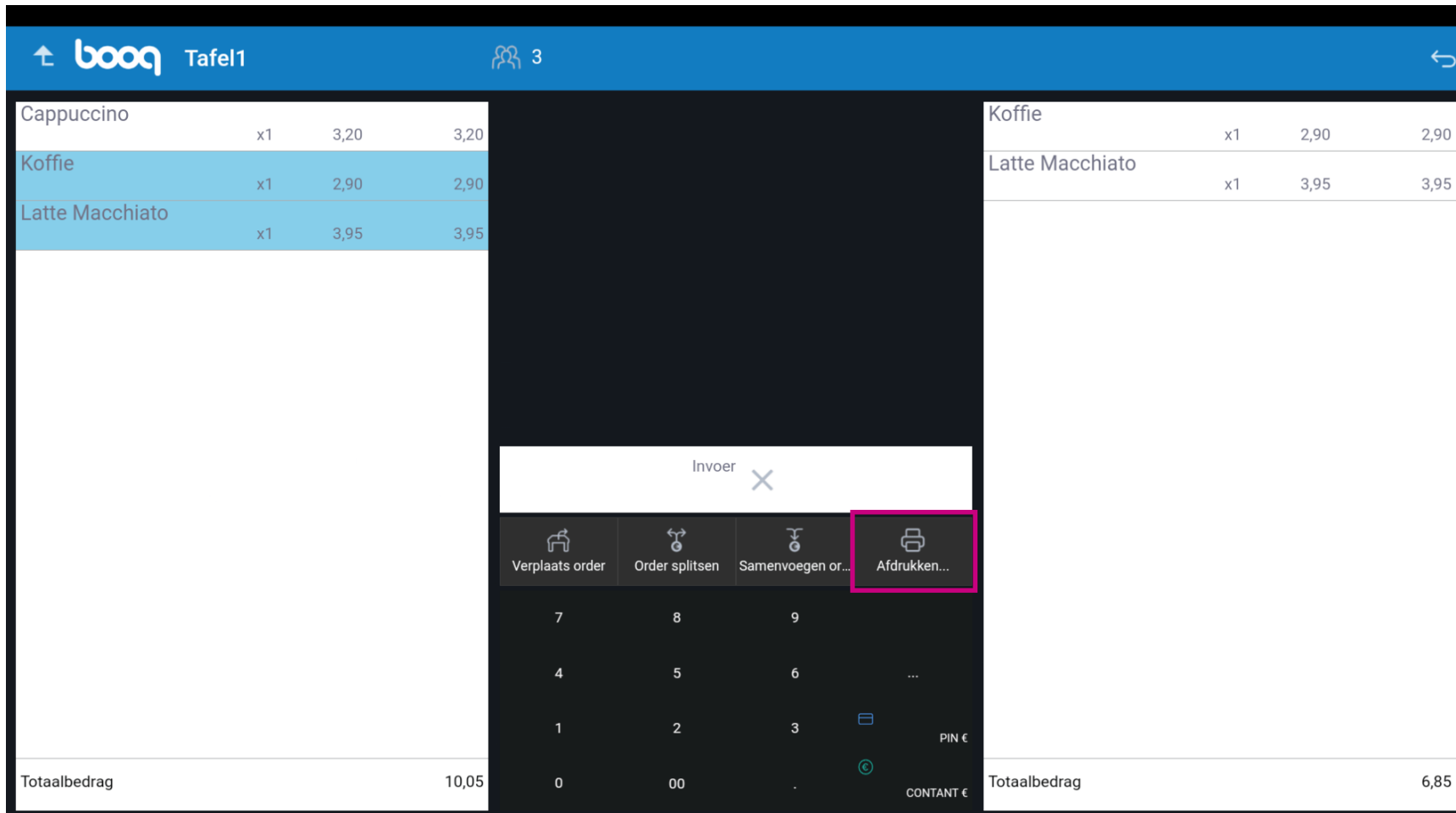
The screenshot shows the booq POS interface for 'Tafel1' with 3 people. It displays two orders side-by-side. The left order has items: Cappuccino (x1, 3,20), Koffie (x1, 2,90), and Latte Macchiato (x1, 3,95) with a total of 10,05. The right order has items: Koffie (x1, 2,90) and Latte Macchiato (x1, 3,95) with a total of 6,85. A central menu is open with the 'Samenvoegen or...' option highlighted in a pink box. Below the menu is a numeric keypad and payment options (PIN € and CONTANT €).

| Item | Qty | Price | Total |
|---------------------|-----|-------|--------------|
| Cappuccino | x1 | 3,20 | 3,20 |
| Koffie | x1 | 2,90 | 2,90 |
| Latte Macchiato | x1 | 3,95 | 3,95 |
| Totaalbedrag | | | 10,05 |

| Item | Qty | Price | Total |
|---------------------|-----|-------|-------------|
| Koffie | x1 | 2,90 | 2,90 |
| Latte Macchiato | x1 | 3,95 | 3,95 |
| Totaalbedrag | | | 6,85 |



Druk kort op **Afdrukken order** om een subnota af te drukken. Druk lang op **Afdrukken Order** om een printer te selecteren om de subnota af te drukken.



The screenshot shows the boog POS interface for 'Tafel1' with 3 people. The order list includes:

| Item | Qty | Price | Total |
|---------------------|-----|-------|--------------|
| Cappuccino | x1 | 3,20 | 3,20 |
| Koffie | x1 | 2,90 | 2,90 |
| Latte Macchiato | x1 | 3,95 | 3,95 |
| Totaalbedrag | | | 10,05 |

The floating 'Invoer' menu contains the following options:

- Verplaats order
- Order splitsen
- Samenvoegen or...
- Afdrukken...** (highlighted with a red box)

At the bottom of the screen, there is a numeric keypad and payment options: PIN € and CONTANT €.



booq - Bestelling splitsen/verplaatsen/samenvoegen



Dat is het. Je bent klaar.

The screenshot displays the booq POS interface for a table named 'Tafel1' with 3 people. The order list on the left includes:

| Item | Quantity | Price | Total |
|-----------------|----------|-------|-------|
| Cappuccino | x1 | 3,20 | 3,20 |
| Koffie | x1 | 2,90 | 2,90 |
| Latte Macchiato | x1 | 3,95 | 3,95 |

The total amount for this order is 10,05. The central panel shows a numeric keypad and action buttons: 'Verplaats order', 'Order splitsen', 'Samenvoegen or...', and 'Afdrukken...'. The total amount on the right is 6,85.



Scan to go to the interactive player



Scan to go to the interactive player